

BRANDON VALLEY SCHOOL DISTRICT NO. 49-2

AUDIT REPORT

JUNE 30, 2007

DRAFT

BRANDON VALLEY SCHOOL DISTRICT NO. 49-2
SCHOOL DISTRICT OFFICIALS
JUNE 30, 2007

School Board

Kevin Thelen

Jean Bender

Gregg Ode

Todd Neuberger

Mike Klumpp

Business Manager

Paul J. Lundberg

Superintendent

David Pappone

BRANDON VALLEY SCHOOL DISTRICT NO. 49-2
TABLE OF CONTENTS

| | Page |
|---|------|
| Report on Internal Control Over Financial Reporting and on Compliance and Other Matters Based on an Audit of Financial Statements Performed in Accordance with <i>Government Auditing Standards</i> | 1 |
| Report on Compliance with Requirements Applicable to Each Major Program and Internal Control Over Compliance in Accordance with OMB Circular A-133 | 3 |
| Schedule of Prior Audit Findings and Questioned Costs | 5 |
| Schedule of Current Audit Findings and Questioned Costs | 6 |
| Independent Auditor's Report | 8 |
| Management's Discussion and Analysis | 10 |
| BASIC FINANCIAL STATEMENTS: | |
| Government-Wide Financial Statements: | |
| Statement of Net Assets | 21 |
| Statement of Activities | 22 |
| Fund Financial Statements: | |
| Balance Sheets - Governmental Funds | 23 |
| Reconciliation of the Governmental Funds Balance Sheet to the Statement of Net Assets | 24 |
| Statement of Revenues, Expenditures, and Changes in Fund Balances - Governmental Funds | 25 |
| Reconciliation of the Statement of Revenues, Expenditures and Changes in Fund Balances to the Government-Wide Statement of Activities | 28 |
| Balance Sheet - Proprietary Funds | 29 |
| Statement of Revenues, Expenses, and Changes in Fund Net Assets - Proprietary Funds | 30 |
| Statement of Cash Flows - Proprietary Funds | 31 |
| Statement of Fiduciary Net Assets | 32 |
| Statement of Changes in Fiduciary Net assets | 33 |
| Notes to the Financial Statements | 34 |
| Required Supplementary Information | |
| Budgetary Comparison Schedules-Budgetary Basis: | |
| General Fund | 49 |
| Capital Outlay Fund | 51 |
| Special Education Fund | 52 |
| Pension Fund | 53 |
| Notes to the Required Supplementary Information | 54 |
| Supplementary Information | |
| Schedule of Expenditures of Federal Awards | 55 |
| Corrective Action Plan | 57 |

QUAM & BERGLIN

CERTIFIED PUBLIC ACCOUNTANTS
110 WEST MAIN – P.O. BOX 426
ELK POINT, SOUTH DAKOTA 57025

(605) 356-3374

REPORT ON INTERNAL CONTROL OVER FINANCIAL REPORTING AND ON COMPLIANCE AND OTHER MATTERS BASED ON AN AUDIT OF FINANCIAL STATEMENTS PERFORMED IN ACCORDANCE WITH GOVERNMENT AUDITING STANDARDS

School Board
Brandon Valley School District No. 49-2
Minnehaha County, South Dakota

We have audited the financial statements of the governmental activities, the business-type activities, each major fund, and the aggregate remaining fund information of Brandon Valley School District No. 49-2, Minnehaha County, South Dakota, as of and for the year ended June 30, 2007, which collectively comprise Brandon Valley School District's financial statements and have issued our report thereon dated December 14, 2007. We conducted our audit in accordance with auditing standards generally accepted in the United States of America and the standards applicable to financial audits contained in *Government Auditing Standards*, issued by the Comptroller General of the United States.

Internal Control Over Financial Reporting

In planning and performing our audit, we considered Brandon Valley School District's internal control over financial reporting as a basis for designing our audit procedures for the purpose of expressing our opinions on the financial statements, but not for the purpose of expressing an opinion on the effectiveness of the School District's internal control over financial reporting. Accordingly, we do not express an opinion on the effectiveness of the School District's internal control over financial reporting.

Our consideration of internal control was for the limited purpose described in the first paragraph of this section and would not necessarily identify all deficiencies in internal control over financial reporting that might be significant deficiencies or material weaknesses. However, as described below, we identified certain deficiencies in internal control over financial reporting that we consider to be significant deficiencies.

A control deficiency exists when the design or operation of a control does not allow management or employees, in the normal course of performing their assigned functions, to prevent or detect misstatements on a timely basis. A significant deficiency is a control deficiency or a combination of control deficiencies that adversely affects the School District's ability to initiate, authorize, record, process or report financial data reliably, in accordance with generally accepted accounting principles such that there is more than a remote likelihood that a misstatement of the School District's financial statements that is more than inconsequential will not be prevented or detected by the School District's internal control over financial reporting. We consider the deficiency described in the accompanying schedule of current audit findings and questioned costs as item number 2007-01, to be a significant deficiency in internal control over financial reporting.

A material weakness is a significant deficiency, or a combination of significant deficiencies, that results in more than a remote likelihood that a material misstatement of the financial statements will not be prevented or detected by the School District's internal control.

Our consideration of the internal control over financial reporting was for the limited purpose described in the first paragraph of this section and would not necessarily identify all deficiencies in internal control that might be significant deficiencies and, accordingly, would not necessarily disclose all significant deficiencies that are also considered to be material weaknesses. However, we believe that none of the significant deficiencies described above is a material weakness.

Compliance and Other Matters

As part of obtaining reasonable assurance about whether Brandon Valley School District's financial statements are free of material misstatement, we performed tests of its compliance with certain provisions of laws, regulations, contracts, and grant agreements, noncompliance with which would have a direct and material effect on the determination of financial statement amounts. However, providing an opinion on compliance with those provisions was not an objective of our audit and, accordingly, we do not express such an opinion. The results of our tests disclosed no instances of noncompliance or other matters that are required to be reported under *Government Auditing Standards*.

Brandon Valley School District's response to the findings identified in our audit are described in the accompanying Schedule of Current Audit Findings and Questioned Costs. We did not audit the School District's response and, accordingly, we express no opinion on it.

This report is intended solely for the information and use of federal awarding agencies and pass through entities, the South Dakota Legislature, state granting agencies, the governing board and management of the Brandon Valley School District No. 49-2 and is not intended to be and should not be used by anyone other than the intended parties. However, as required by OMB Circular A-133 and South Dakota Codified Law 4-11-11, this report is a matter or public record and its distribution is not limited.

Quam and Berglin
Certified Public Accountants

December 14, 2007

QUAM & BERGLIN

CERTIFIED PUBLIC ACCOUNTANTS
110 WEST MAIN – P.O. BOX 426
ELK POINT, SOUTH DAKOTA 57025

(605) 356-3374

REPORT ON COMPLIANCE WITH REQUIREMENTS APPLICABLE TO EACH MAJOR PROGRAM AND INTERNAL CONTROL OVER COMPLIANCE IN ACCORDANCE WITH OMB CIRCULAR A-133

School Board
Brandon Valley School District No. 49-2
Minnehaha County, South Dakota

Compliance

We have audited the compliance of Brandon Valley School District No. 49-2, Minnehaha County, South Dakota, with the types of compliance requirements described in the *U.S. Office of Management and Budget (OMB) Circular A-133 Compliance Supplement* that are applicable to each of its major federal programs for the year ended June 30, 2007. Brandon Valley School District's major federal programs are identified in the summary of auditor's results section of the accompanying Schedule of Current Audit Findings and Questioned Costs. Compliance with the requirements of laws, regulations, contracts and grants applicable to each of its major federal programs is the responsibility of Brandon Valley School District's management. Our responsibility is to express an opinion on Brandon Valley School District's compliance based on our audit.

We conducted our audit of compliance in accordance with auditing standards generally accepted in the United States of America; the standards applicable to financial audits contained in *Government Auditing Standards*, issued by the Comptroller General of the United States; and OMB Circular A-133, *Audits of States, Local Governments, and Non-Profits Organizations*. Those standards and OMB Circular A-133 require that we plan and perform the audit to obtain reasonable assurance about whether noncompliance with the types of compliance requirements referred to above that could have a direct and material effect on a major federal program occurred. An audit includes examining, on a test basis, evidence about Brandon Valley School District's compliance with those requirements and performing such other procedures as we considered necessary in the circumstances. We believe our audit provides a reasonable basis for our opinion. Our audit does not provide a legal determination on Brandon Valley School District's compliance with those requirements.

In our opinion, Brandon Valley School District No. 49-2 complied, in all material respects, with the requirements referred to above that are applicable to each of its major federal programs for the year ended June 30, 2007.

Internal Control Over Compliance

The management of Brandon Valley School District No. 49-2 is responsible for establishing and maintaining effective internal control over compliance with requirements of laws, regulations, contracts, and grants applicable to federal programs. In planning and performing our audit, we considered Brandon Valley School District's internal control over compliance with requirements that could have a direct and material effect on a major federal program in order to determine our auditing procedures for the purpose of expressing our opinion on compliance, but not for the purpose of expressing an opinion on the effectiveness of internal control over compliance. Accordingly, we do not express an opinion on the effectiveness of the School District's internal control over compliance.

Our consideration of internal control over compliance was for the limited purpose described in the preceding paragraph and would not necessarily identify all deficiencies in internal control that might be significant deficiencies or material weaknesses as defined below. However, as discussed below, we identified certain deficiencies in internal control over compliance that we consider to be significant deficiencies.

A control deficiency in an entity's internal control over compliance exists when the design or operation of a control does not allow management or employees, in the normal course of performing their assigned functions, to prevent or detect noncompliance with a type of compliance requirement of a federal program on a timely basis. A significant deficiency is a control deficiency, or a combination of control deficiencies, that adversely affects the entity's ability to administer a federal program such that there is more than a remote likelihood that noncompliance with a type of compliance requirement of a federal program that is more than inconsequential will not be prevented or detected by the entity's internal control. We consider the deficiency in internal control over compliance described in the accompanying Schedule of Current Audit Findings and Questioned Costs as item 2007-01 to be a significant deficiency.

A material weakness is a significant deficiency, or combination of significant deficiencies, that results in more than a remote likelihood that material noncompliance with a type of compliance requirement of a federal program will not be prevented or detected by the entity's internal control. We did not consider any of the deficiencies described in the accompanying Schedule of Current Audit Findings and Questioned Costs to be material weaknesses.

Brandon Valley School District's response to the findings identified in our audit are described in the accompanying Schedule of Current Audit Findings and Questioned Costs. We did not audit the District's response and, accordingly, we express no opinion on it.

This report is intended solely for the information and use of federal awarding agencies and pass-through entities, the South Dakota Legislature, state granting agencies, the governing board and management of the Brandon Valley School District No. 49-2 and is not intended to be and should not be used by anyone other than these specified parties. However, as required by OMB Circular A-133 and South Dakota Codified Law 4-11-11, this report is a matter of public record and its distribution is not limited.

Quam and Berglin
Certified Public Accountants

December 14, 2007

BRANDON VALLEY SCHOOL DISTRICT NO. 49-2
SCHEDULE OF PRIOR AUDIT FINDINGS AND QUESTIONED COSTS
FOR THE YEAR ENDED JUNE 30, 2007

PRIOR AUDIT FINDINGS AND QUESTIONED COSTS

PRIOR FEDERAL COMPLIANCE AUDIT FINDINGS:

Prior Finding Number 2006-01:

A reportable condition and material weakness was reported for a lack of proper segregation of duties for revenues.

Corrective Action Plan:

This prior audit comment is restated as finding number 2007-01.

PRIOR OTHER AUDIT FINDINGS:

Prior Finding Number 2006-01:

A reportable condition and material weakness was reported for a lack of proper segregation of duties for revenues.

Corrective Action Plan:

This prior audit comment is restated as finding number 2007-01.

BRANDON VALLEY SCHOOL DISTRICT NO. 49-2
SCHEDULE OF CURRENT AUDIT FINDINGS AND QUESTIONED COSTS
FOR THE YEAR ENDED JUNE 30, 2007

SUMMARY OF INDEPENDENT AUDITOR'S RESULTS:

Financial Statements

- a. An unqualified opinion was issued on the financial statements.
- b. A significant deficiency was disclosed by our audit of the financial statements for a lack of segregation of duties for revenues as discussed in finding number 2007-01.
- c. Our audit did not disclose any noncompliance which was material to the financial statements.

Federal Awards

- d. A significant deficiency was disclosed by our audit of the major federal programs for a lack of segregation of duties for revenues as discussed in finding number 2007-01.
- e. An unqualified opinion was issued on compliance with the requirements applicable to major programs.
- f. Our audit did not disclose any audit findings that need to be disclosed in accordance with the Office of Management and Budget Circular A-133, Section .510(a).
- g. The federal awards tested as major programs included:
 - Special Education Cluster:
 - 84.027 Special Education – Grants to States
 - 84.173 Special Education – Preschool Grants
 - 84.367 Improving Teacher Quality State Grants
- h. The dollar threshold used to distinguish between Type A and Type B federal award programs was \$300,000.00.
- i. Brandon Valley School District did not qualify as a low-risk entity.

**BRANDON VALLEY SCHOOL DISTRICT NO. 49-2
SCHEDULE OF CURRENT AUDIT FINDINGS AND QUESTIONED COSTS
FOR THE YEAR ENDED JUNE 30, 2007**

CURRENT FEDERAL AUDIT FINDINGS:

Internal Control-Related Findings – Significant Deficiency:

Finding Number 2007-01:

The major federal program affected is the Special Education Cluster as noted in page 6.

Criteria:

In order to achieve proper internal control, it is necessary to have segregation of duties provided between performance, review and record keeping of the tasks related to revenues. Lack of this segregation of duties could adversely affect the organization's ability to record, process, summarize and report financial data consistent with management assertions.

Condition Found:

A significant deficiency in internal control was reported due to lack of proper segregation of duties for revenues, resulting in decreased reliability of reported financial data and increased potential for the loss of public assets.

Federal Compliance-Related Audit Findings and Questioned Costs

There are no compliance related audit findings and questioned costs.

CURRENT OTHER AUDIT FINDINGS:

Internal Control-Related Findings – Significant Deficiency:

Finding Number 2007-01:

See finding elements as above.

Recommendations:

We recommend that the Board of Directors be cognizant of this lack of segregation of duties for revenues and attempt to provide compensating controls, whenever and wherever possible and practical.

Response:

The Board of Directors of this entity are aware of this problem, which is a result of the size of the entity which precludes staffing at a level sufficient to provide an ideal environment for internal controls. They have included a response to the finding on page 57.

Conclusion:

Response accepted.

QUAM & BERGLIN

CERTIFIED PUBLIC ACCOUNTANTS
110 WEST MAIN – P.O. BOX 426
ELK POINT, SOUTH DAKOTA 57025

(605) 356-3374

INDEPENDENT AUDITOR'S REPORT

School Board
Brandon Valley School District No. 49-2
Minnehaha County, South Dakota

We have audited the accompanying financial statements of the governmental activities, the business-type activities, each major fund, and the aggregate remaining fund information of Brandon Valley School District No. 49-2, Minnehaha County, South Dakota, as of and for the year ended June 30, 2007, which collectively comprise Brandon Valley School District's basic financial statements as listed in the Table of Contents. These financial statements are the responsibility of Brandon Valley School District's management. Our responsibility is to express opinions on these financial statements based on our audit.

We conducted our audit in accordance with auditing standards generally accepted in the United States of America and the standards applicable to financial audits contained in *Government Auditing Standards* issued by the Comptroller General of the United States. Those standards require that we plan and perform the audit to obtain reasonable assurance about whether the financial statements are free of material misstatement. An audit includes consideration of internal control over financial reporting as a basis for designing audit procedures that are appropriate in the circumstances, but not for the purpose of expressing an opinion on the effectiveness of the School District's internal control over financial reporting. Accordingly, we do not express such an opinion. An audit also includes examining, on a test basis, evidence supporting the amounts and disclosures in the financial statements, assessing the accounting principles used and significant estimates made by management, as well as evaluating the overall financial statement presentation. We believe that our audit provides a reasonable basis for our opinions.

In our opinion, the financial statements referred to above present fairly, in all material respects, the respective financial position of the governmental activities, the business-type activities, each major fund, and the aggregate remaining fund information of Brandon Valley School District No. 49-2 as of June 30, 2007, and the respective changes in financial position and cash flows, where applicable, thereof for the year then ended in conformity with accounting principles generally accepted in the United States of America.

In accordance with *Government Auditing Standards*, we have also issued our report dated December 14, 2007 on our consideration of Brandon Valley School District's internal control over financial reporting and our tests of its compliance with certain provisions of laws, regulations, contracts, and grant agreements and other matters. The purpose of that report is to describe the scope of our testing of internal control over financial reporting and compliance and the results of that testing, and not to provide an opinion on the internal control over financial reporting or on compliance. That report is an integral part of an audit performed in accordance with *Government Auditing Standards* and, should be considered in assessing the results of our audit.

The management's discussion and analysis and budgetary comparison schedules listed in the Table of Contents are not a required part of the basic financial statements but are supplementary information required by accounting principles generally accepted in the United States of America. We have applied certain limited procedures, which consisted principally of inquiries of management regarding the methods of measurement and presentation of required supplementary information. However, we did not audit the information and express no opinion on it.

Our audit was conducted for the purpose of forming opinions on the financial statements that collectively comprise the Brandon Valley School District's basic financial statements. The accompanying Schedule of Expenditures of Federal Awards, which is required by the U.S. Office of Management and Budget Circular A-133, *Audits of States, Local Governments, and Non-Profit Organizations*, is presented for the purpose of additional analysis and is not a required part of the basic financial statements. Such information has been subjected to the auditing procedures applied in the audit of the basic financial statements and, in our opinion, is fairly presented in all material respects in relation to the basic financial statements taken as a whole.

Quam and Berglin, CPA's
Certified Public Accountants

December 14, 2007

**BRANDON VALLEY SCHOOL DISTRICT 49-2
MANAGEMENT'S DISCUSSION AND ANALYSIS (MD&A)
YEAR ENDED JUNE 30, 2007**

As management of Brandon Valley School District 49-2 (District), we offer readers of the District's financial statements this narrative overview and analysis of the District's financial performance for the fiscal year ended on June 30, 2007. Please read it in conjunction with the transmittal letter at the front of this report and the District's financial statements immediately following this section.

FINANCIAL HIGHLIGHTS

- The District's net assets from Governmental activities increased by \$2,707,184 primarily due to an increase in capital assets (\$1,220,604) and a decrease of long-term liabilities (\$854,240).
- The District continues to maintain an adequate financial position in all major operating funds. The ending fund balance in the General Fund is below the 25% cap placed on school districts by the State's Legislature. The beginning fund balance of the General Fund was 18.8% and the ending fund balance is at 21.2%. The fund balance percentage is based on the most current year's total expenditures in the fund being analyzed. The ending cash position of the General Fund on June 30, 2007 was \$4,033,007, which reflects an 11.1% (\$402,868) increase.
- The Capital Outlay Fund saw its expenditures exceed revenues by \$236,846. This reduction was the completion of a planned/budgeted deficit to pay for the construction of a \$2.5 million addition to the Middle School. The District had been accumulating cash to pay for the project, eliminating the need to incur debt and interest expenses. This major project was completed in December 2006. The ending cash position of the capital outlay fund on June 30, 2007 was \$0, which reflects a decrease of \$53,333.
- The Special Education Fund is another fund in which the State regulates the amount of allowable fund balance at year-end. The state imposed fund balance cap is 20% with the district being allowed some adjustments related to the amount of Federal revenue included in the ending fund balance. The ending fund balance of \$663,587 when adjusted by Federal revenue, is over the mandated 20%. Therefore, the District will forego approximately \$50,000 of its full state aid allocation in 2007-08. The continued increases in Federal revenues and proper management of expenditures will off set this loss.
- The Pension Fund is used for two purposes: early retirement payments and 1% of the General Fund South Dakota Retirement costs. The fund's expenditures exceeded revenues by \$46,445 leaving the fund balance on 6/30/07 at \$214,220. The fund balance has been accumulated in recent years in order to properly fund an increasing number of early retirees. Based on early retirement projections, current revenues plus existing fund balance will be adequate to account for all future expenditures.
- Business-type activities had an increase in net assets of \$26,496 during the 2006-07 school year primarily due to revenues exceeding expenditures.

OVERVIEW OF THE FINANCIAL STATEMENTS

This annual report consists of three sections – management's discussion and analysis (this section), the basic financial statements and required supplementary information. The basic financial statements include two types of statements that present different views of the District:

- The first two statements are government-wide financial statements that provide both short-term and long-term information about the District's overall financial status.

The remaining statements are fund financial statements that focus on individual parts of the District, reporting the District's operations in more detail than the government-wide statements.

- The governmental funds statements tell how basic services, e.g., regular and special education, were financed in the short-term as well as what remains for future spending.
- Proprietary fund statements offer short-term and long-term financial information about the activities that the school, operates like a business and the activities that provide services for its other programs and activities, i.e., internal service activities. The District has one business-type activity, i.e., Food Service.
- Fiduciary fund statements provide information about the financial relationships in which the District acts solely as a trustee or agent of resources that belong to others, e.g., student clubs (agency funds) and scholarships (trust funds).

The financial statements also include notes that explain some of the information in the financial statements and provide more detailed data. The statements are followed by a section of required supplementary information that further explains and supports the information in the financial statements. Figure A-1 shows how the required parts of this annual report are arranged and relate to one another.

Figure A-1

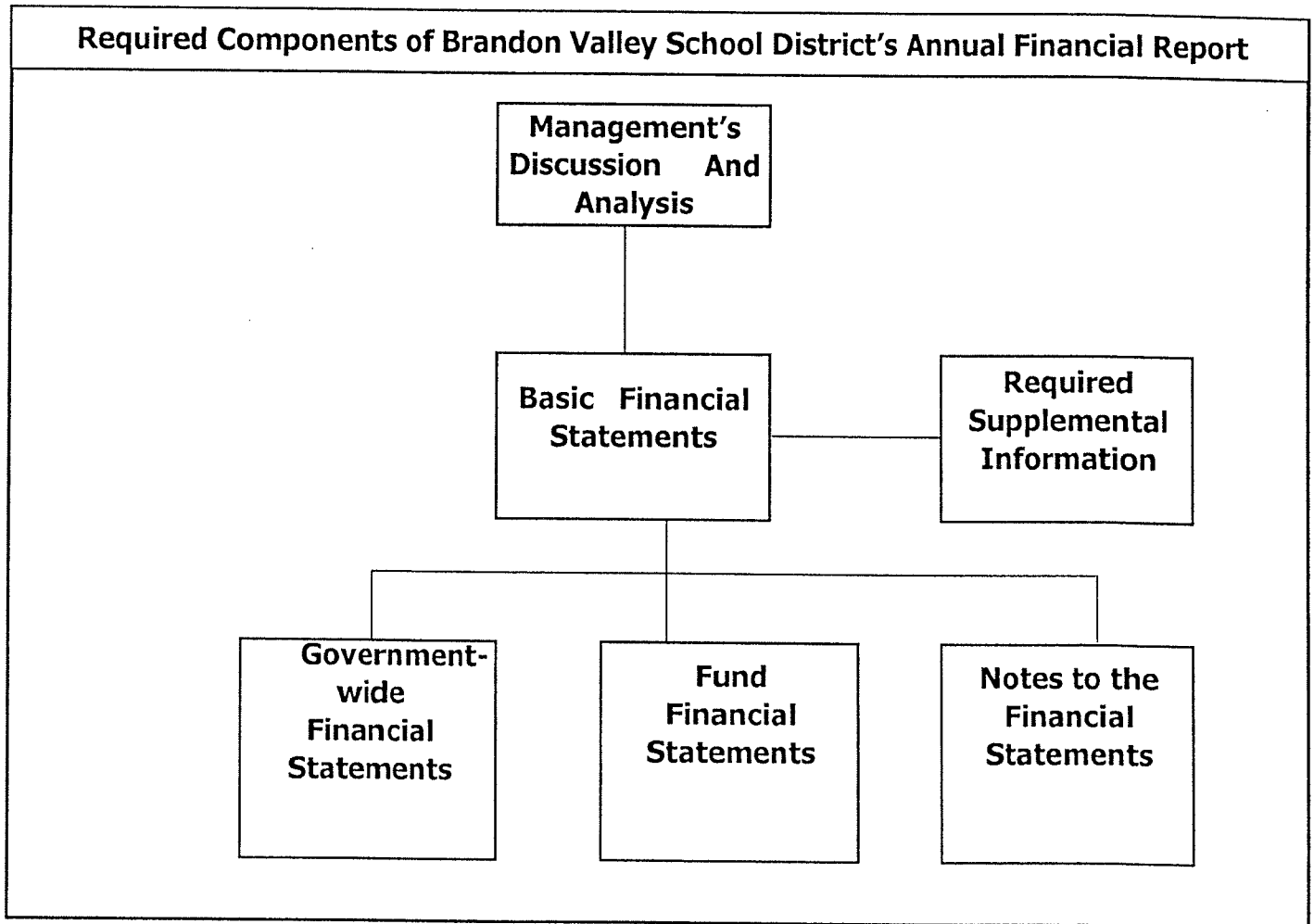


Figure A-2 summarizes the major features of the District's financial statements, including the portion of the District's activities they cover and the types of information they contain. The remainder of the overview section of the management's discussion and analysis explains the structure and contents of each of the statements.

Figure A-2

Major Functions of the Government-wide and Fund Financial Statements

| | <u>Fund Financial Statements</u> | | | |
|--|---|--|---|--|
| | <u>Government- Wide Statements</u> | <u>Governmental Funds</u> | <u>Proprietary Funds</u> | <u>Fiduciary Funds</u> |
| Scope | Entire District (except fiduciary funds) | The activities of the District that are not proprietary or fiduciary, such as elementary and secondary education programs. | Activities the District operates similar to private businesses, e.g., food services. | Instances in which the District administers resources on behalf of someone else, e.g., scholarship programs and student activities monies. |
| Required Financial Statements | *Statement of net assets *Statement of activities | *Balance sheet *Statement of revenues, expenditures, and changes in fund balances | *Statement of net assets, *Statement of cash flows | *Statement of fiduciary net assets *Statement of changes in fiduciary assets |
| Accounting Basis and Measurement Focus | Accrual accounting and economic resources focus | Modified accrual accounting and current financial focus | Accrual accounting and economic resources focus | Accrual accounting and economic resources focus |
| Type of Asset/Liability | All assets and liabilities, both financial and capital, short-term and long-term. | Generally, assets expected to be used up and liabilities that come due during the year or soon thereafter; no capital assets or long-term liabilities included. | All assets and liabilities, both financial and capital, short-term and long-term. | All assets and liabilities, short term and long-term; funds do not currently contain capital assets, although they can. |
| Type of Inflow/Outflow Information | All revenues and expenses during year, regardless of when cash is received or paid. | Revenues for which cash is received during or soon after the end of the year; expenditures when goods or services have been received and the related liability is due and payable. | All revenues and expenses during the year, regardless of when cash is received or paid. | All additions and deductions during the year, regardless when cash is received or paid. |

Government-wide Statements

The government-wide statements report information about the District as a whole using accounting methods similar to those used by private-sector companies. The statement of net assets includes all of the

District's assets and liabilities. All of the current year's revenues and expenses are accounted for in the statement of activities regardless of when cash is received or paid.

The two government-wide statements report the District's net assets and how they have changed. Net assets, i.e., the difference between the District's assets and liabilities, is one way to measure the District's financial health or position.

- Over time, increases or decreases in the District's net assets are an indicator of whether its financial health is improving or deteriorating.
- To assess the overall financial health of the District, additional factors, e.g., changes in the District's property tax base and changes in the state school aid funding formula, also need to be considered.

The government-wide financial statements of the District are reported in two categories:

- **Governmental Activities** – This category includes the District's basic instructional services, such as elementary, middle and high school educational programs, support services (guidance, executive administration, school board, fiscal services, etc.), debt service payments, extracurricular activities (sports, music, etc.) and capital equipment purchases. Property taxes, state grants and federal grants finance most of these activities.
- **Business-type Activities** – The District charges a fee to students to help cover the costs of providing food services to all students. The Food Service Fund is the only business-type activity of the District.

Fund Financial Statements

The fund financial statements provide more detailed information about the District's most significant or "major" funds rather than the District as a whole. Funds are accounting devices that the District uses to keep track of specific sources of funding and spending for particular purposes.

- State law requires some funds.
- The District's School Board establishes other funds to control and manage money for particular purposes, e.g., various scholarship trust funds.

The District has three generic fund types:

- **Governmental Funds** – Most of the District's basic services are included in the governmental funds which focus on (1) how cash and other financial assets that can readily be converted to cash flow in and out and (2) the balances left at the year-end that are available for spending. Consequently, the governmental funds statements provide a detailed short-term view that helps the reader determine if there are more or fewer financial resources that can be spent in the near future to finance the District's programs. Because this information does not encompass the additional long-term focus of the government-wide statements, additional information is provided on a subsequent page that explains the relationship and reconciles the differences between the fund financial statements and the government-wide statements.
- **Proprietary Funds** – Services for which the District charges customers a fee are generally reported in proprietary funds. Proprietary fund statements, like the government-wide statements, provide both short and long-term financial information. The District uses an enterprise fund (one type of proprietary fund) to report the activities of its Food Service Program, a business-type activity.
- **Fiduciary Funds** – The District is the trustee, or fiduciary, for various external and internal parties. The District is responsible for ensuring that the assets reported in these funds are used for their intended purposes. All of the District's fiduciary activities are reported in a separate statement of fiduciary net assets and a statement of changes in fiduciary net assets. These activities are excluded from the District's government-wide financial statements because the District cannot use these assets to finance its operations.

FINANCIAL ANALYSIS OF BRANDON VALLEY SCHOOL DISTRICT 49-2 AS A WHOLE

Net Assets

The District's combined net assets changed as follows:

**Table A-1
Brandon Valley School District 49-2
Statement of Net Assets**

| | Governmental Activities | | Business-Type Activities | | Total | | % Change |
|--|----------------------------|------------|-----------------------------|---------|------------|------------|-----------|
| | FY2006 | FY2007 | FY2006 | FY2007 | FY2006 | FY2007 | 2006-2007 |
| Current and Other Assets | 10,299,308 | 11,023,207 | 108,078 | 108,268 | 10,407,386 | 11,131,475 | 6.90% |
| Capital Assets | 24,417,670 | 25,638,274 | 165,252 | 192,066 | 24,582,922 | 25,830,340 | 5.10% |
| Total Assets | 34,716,978 | 36,661,481 | 273,330 | 300,334 | 34,990,308 | 36,961,815 | 5.60% |
| Long-Term Debt Outstanding | 12,396,065 | 11,541,825 | --- | --- | 12,396,065 | 11,541,825 | -6.90% |
| Other Liabilities | 1,587,330 | 1,678,890 | 15,058 | 15,566 | 1,602,388 | 1,694,456 | 5.70% |
| Total Liabilities | 13,983,395 | 13,220,715 | 15,058 | 15,566 | 13,998,453 | 13,236,281 | -5.40% |
| Net Assets: | | | | | | | |
| Invested in Capital Assets | | | | | | | |
| Net of Related Debt | 12,597,670 | 14,603,274 | 165,252 | 192,066 | 12,762,922 | 14,795,340 | 15.90% |
| Restricted | 3,370,658 | 3,424,050 | 93,020 | 92,702 | 3,463,678 | 3,516,752 | 1.50% |
| Unrestricted | 4,765,255 | 5,413,443 | | | 4,765,255 | 5,413,443 | 13.60% |
| Total Net Assets | 20,733,583 | 23,440,767 | 258,272 | 284,768 | 20,991,855 | 23,725,535 | 13.00% |
| Beginning Net Assets | 19,115,661 | 20,733,583 | 241,706 | 258,272 | 19,357,366 | 20,991,855 | |
| Increase(Decrease) in Net Assets | 1,617,922 | 2,707,184 | 16,566 | 26,496 | 1,634,489 | 2,733,680 | |
| Percentage of Increase (Decrease) in Net Assets | 8.50% | 13.10% | 6.90% | 10.30% | 8.40% | 13.00% | |

The Statement of Net Assets reports all financial and capital resources. The statement presents the assets and liabilities in order of relative liquidity. The liabilities with average maturities greater than one year are reported in two components – the amount due within one year and the amount due in more than one year. The long-term liabilities of the District, consisting of construction bond and capital outlay certificate indebtedness, have been reported in this manner on the Statement of Net Assets. The difference between the District's assets and liabilities is its net assets.

The total assets of the School District increased \$1,971,507. Equity in the School District's pooled cash and cash equivalents increased \$413,751. Property tax receivables increased \$313,104 and other assets decreased \$2,766. Capital assets increased \$1,247,418 and are discussed in detail later in this report.

Total Liabilities of the School District decreased \$762,172, which is primarily the result of long-term debt decreasing \$854,240.

The total net assets of the School District increased \$2,733,680, which is primarily reflected in the increase of \$2,032,418 in investment in capital assets. Restricted net assets increased \$53,074 and unrestricted net assets increased \$648,188. Unrestricted net assets involve the general operations of the School District.

GOVERNMENTAL ACTIVITIES

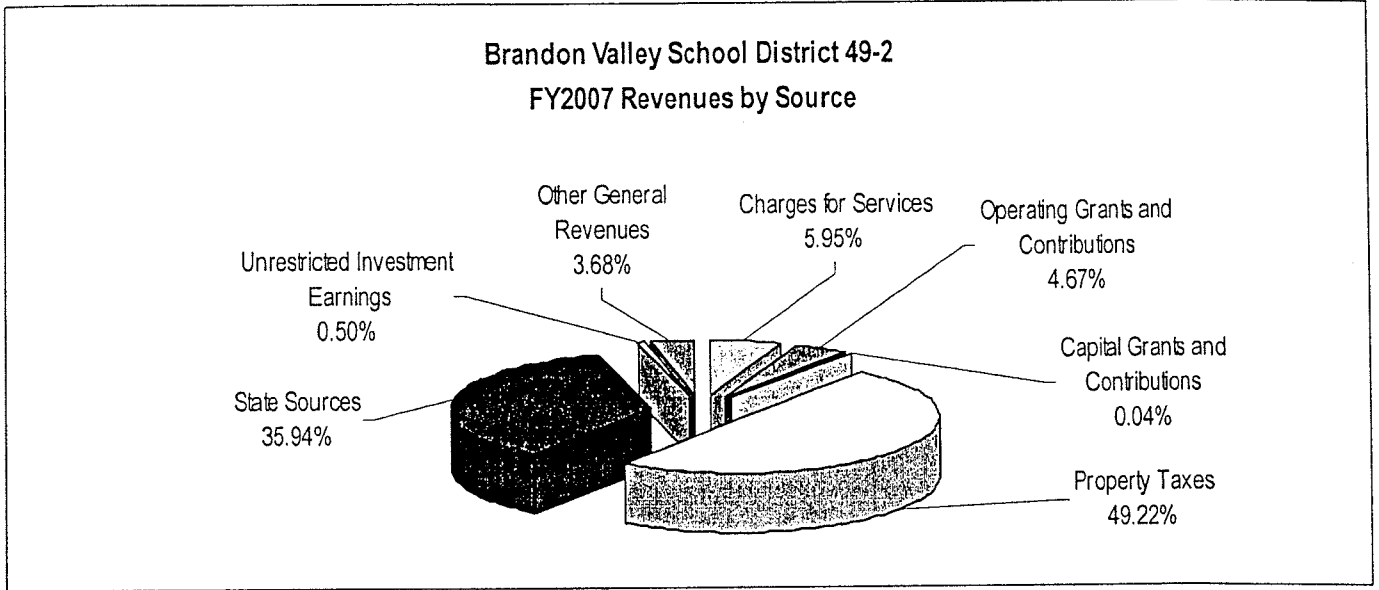
Table A-2 and the narrative that follow consider the operations of the government-wide activities.

Table A-2
Brandon Valley School District 49-2
Changes in Net Assets

| | Governmental Activities | | Business-Type Activities | | Total | | % Change |
|--|-------------------------|-------------------|--------------------------|------------------|-------------------|-------------------|-----------------|
| | FY2006 | FY2007 | FY2006 | FY2007 | FY2006 | FY2007 | 2006-2007 |
| Revenues | | | | | | | |
| Program Revenues | | | | | | | |
| Charges for Services | 221,179 | 269,073 | 1,025,007 | 1,104,921 | 1,246,186 | 1,373,994 | 10.30% |
| Operating Grants and Contributions | 822,881 | 783,941 | 253,671 | 295,615 | 1,076,552 | 1,079,556 | 0.30% |
| Capital Grants and Contributions | 19,295 | 9,193 | | | 19,295 | 9,193 | -52.40% |
| General Revenues | | | | | | | |
| Property Taxes | 10,748,332 | 11,368,937 | | | 10,748,332 | 11,368,937 | 5.80% |
| State Sources | 7,343,635 | 8,302,679 | | | 7,343,635 | 8,302,679 | 13.10% |
| Unrestricted Investment Earnings | 106,097 | 112,305 | 2,877 | 3,282 | 108,974 | 115,587 | 6.10% |
| Other General Revenues | 271,217 | 853,084 | | | 271,217 | 853,084 | 213.10% |
| Total Revenues | 19,532,636 | 21,699,212 | 1,281,555 | 1,403,818 | 20,814,191 | 23,103,030 | 11.00% |
| Expenses | | | | | | | |
| Instruction | 9,550,930 | 10,377,097 | | | 9,550,930 | 10,377,097 | 8.70% |
| Support Services | 6,882,729 | 7,344,036 | | | 6,882,729 | 7,344,036 | 6.70% |
| Community Service | 58,911 | 59,856 | | | 58,911 | 59,856 | 1.60% |
| Non-programmed Charges | 378,914 | 166,213 | | | 378,914 | 166,213 | -56.10% |
| Debt Service | 533,709 | 493,618 | | | 533,709 | 493,618 | -7.50% |
| Co-Curricular Activities | 511,021 | 551,209 | | | 511,021 | 551,209 | 7.90% |
| Food Service | | | 1,264,989 | 1,377,322 | 1,264,989 | 1,377,322 | 8.90% |
| Total Expenses | 17,916,214 | 18,992,029 | 1,264,989 | 1,377,322 | 19,181,203 | 20,369,351 | 6.20% |
| Excess of Revenue Over (Under) Expenses | | | | | | | |
| | 1,616,422 | 2,707,183 | 16,566 | 26,496 | 1,632,988 | 2,733,679 | 67.20% |
| Special Items | | | | | | | |
| Sale of General Fixed Assets | 1,500 | | - | - | 1,500 | | -100.00% |
| Total Special Items | 1,500 | | - | - | 1,500 | | -100.00% |
| Increase (Decrease) in Net Assets | 1,617,922 | 2,707,183 | 16,566 | 26,496 | 1,634,488 | 2,733,679 | 67.20% |

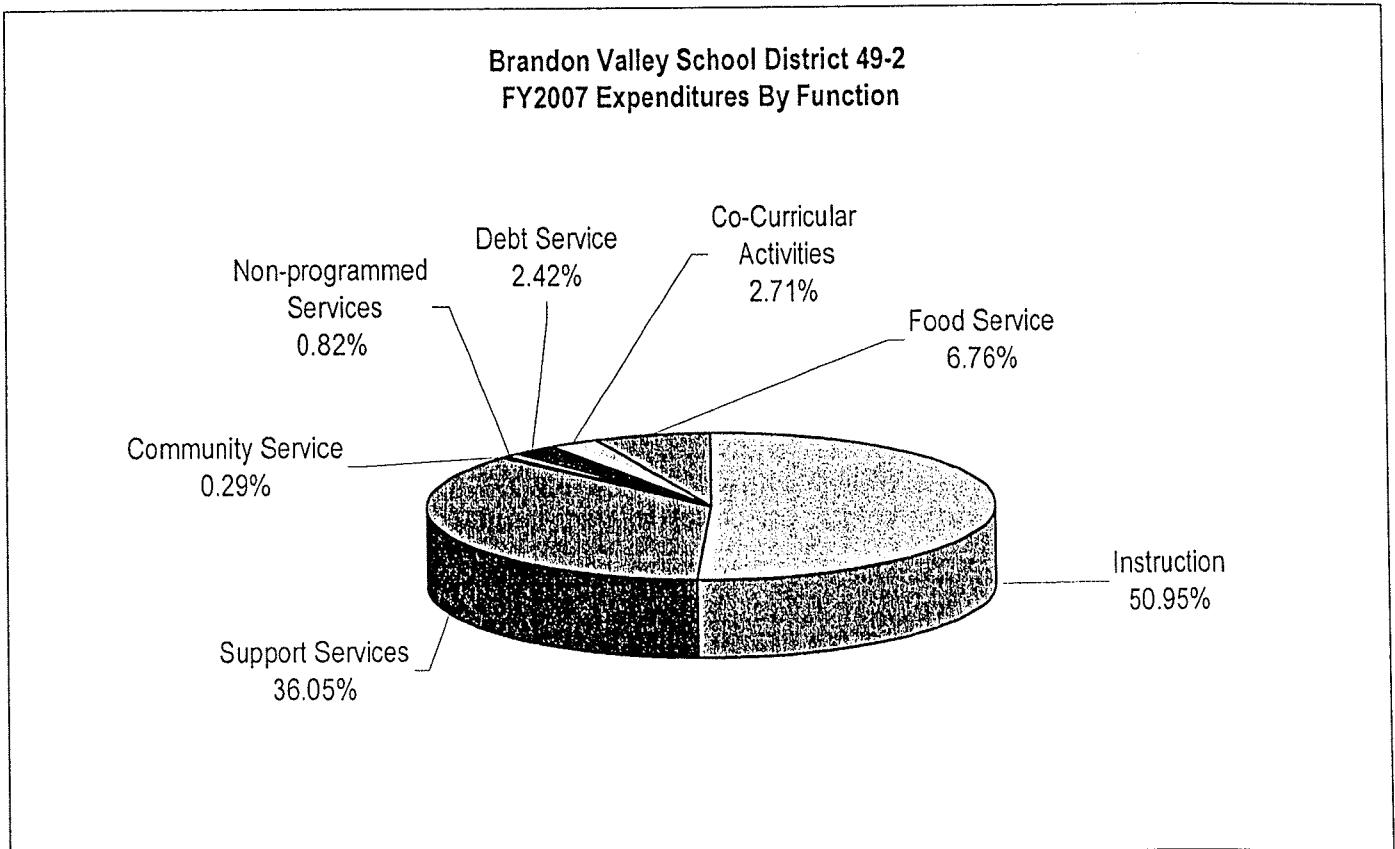
The District's revenues totaled \$23,103,030 (See Table A-2). Almost half of the District's revenue came from property taxes, with over a third coming from state aid (See Figure A-3).

Figure A-3



The District's expenditures totaled \$20,369,351 (See Table A-2) and covered a range of services, including instruction, support services, community services, debt service, co-curricular activities and food services (See Figure A-4).

Figure A-4



BUSINESS-TYPE ACTIVITIES

Revenues of the District's business-type activities, i.e., food services, increased by 9.5% from \$1,281,555 in FY2006 to \$1,403,818 in FY2007 and expenses increased by 8.9% from \$1,264,989 in FY2006 to \$1,377,322 in FY2007. Factors contributing to these results include the following:

- The increase in revenue was due primarily to \$0.10 increase in the type A lunch prices for 2006-07 and an increase in the number of meals served (\$66,380). There was also an increase in the federal reimbursement revenue (\$35,893) due to the number of meals served increasing.
- Expenses increased due to a 9.0% increased salary and benefit costs (\$44,830). Cost of sales also increased 8.7% (\$57,393).

FINANCIAL ANALYSIS OF THE DISTRICT'S FUNDS

Fund balances changed as follows: General Fund increased \$486,661 as a result of revenues exceeding expenditures. Capital Outlay Fund decreased \$236,846 due to expenditures exceeding revenues which is due to the completion of the construction of a \$2,500,000 Middle School addition project which is being funded through cash reserves. Special Education Fund increased \$42,646 as a result of revenues exceeding expenditures. Pension Fund decreased \$46,445 as a result of expenditures exceeding revenues. Bond Redemption Fund increased \$60,840 as the result of revenues exceeding expenditures.

BUDGETARY HIGHLIGHTS

The Board of Education was presented with a preliminary budget for their review and consideration on May 8, 2006 as prescribed by state statute. Following their review, the 2006-07 budget was adopted by the Board of Education on July 17, 2006 with a few minor modifications. On June 25, 2007, a budget supplement was approved with only minor changes.

CAPITAL ASSET ADMINISTRATION

At the end of FY2007, the District had invested \$39,318,782 in a broad range of capital assets, including land, buildings, improvements other than buildings and equipment for governmental activities (see Table A-3). This amount represents a net increase (including additions and deductions) of \$2,283,242 or 6.2%, over the previous year. The increase is due primarily to the construction of an addition to the Middle School of \$2,500,000.

Table A-3
Brandon Valley School District 49-2
Capital Assets
(Net of Depreciation)

| | Governmental Activities | | Business Activities | |
|--------------------------------------|----------------------------|----------------------------|--------------------------|--------------------------|
| | FY2006 | FY2007 | FY2006 | FY2007 |
| Land | \$ 898,583 | \$ 988,583 | | |
| Buildings | 27,374,703 | 30,349,419 | | |
| Improvements other than Buildings | 1,217,570 | 1,235,968 | | |
| Equipment | 5,821,813 | 6,063,463 | 634,645 | 647,160 |
| Construction Work in Progress | 1,088,226 | 34,189 | | |
| Total Capital Assets | <u>36,400,895</u> | <u>\$38,671,622</u> | <u>\$ 634,645</u> | <u>\$ 647,160</u> |
| Accumulated Depreciation | <u>(11,983,226)</u> | <u>(13,033,349)</u> | <u>(469,393)</u> | <u>(455,095)</u> |
| Total All Capital Assets | <u><u>\$24,417,669</u></u> | <u><u>\$25,638,273</u></u> | <u><u>\$ 165,252</u></u> | <u><u>\$ 192,065</u></u> |

LONG-TERM DEBT

At year-end, the District had \$11,541,825 in general obligation bonds, capital outlay certificates, and other long-term obligations. This is a decrease of 6.9% as shown on table A-4. The District is expected to issue additional long-term bonds in the next 1-3 years to finance the construction of additional facilities.

Table A-4
Brandon Valley School District 49-2
Outstanding Debt and Obligations

| | Governmental Activities | | Business Type Activities | | Total Dollar Change | Total Percentage Change |
|---|-------------------------|---------------------|-----------------------------|------------|------------------------|-------------------------------|
| | FY2006 | FY2007 | FY2006 | FY2007 | FY2006-07 | FY2006-07 |
| Capital Outlay Certificates | \$3,155,000 | \$2,640,000 | --- | --- | (515,000) | -16.30% |
| General Obligation Bonds | 8,665,000 | 8,395,000 | --- | --- | (270,000) | -3.10% |
| Early Retirement & Accrued Leave Payable | 576,065 | 506,825 | --- | --- | (69,240) | -12.00% |
| Total Outstanding Debt and Obligations | <u>\$12,396,065</u> | <u>\$11,541,825</u> | <u>---</u> | <u>---</u> | <u>\$ (854,240)</u> | <u>-6.90%</u> |

ECONOMIC FACTORS AND NEXT YEAR'S BUDGETS AND RATES

At the time these financial statements were prepared, the District was aware of the following circumstances that could significantly affect its financial condition in the future:

- The District experienced an increase in the 2008 assessed value of the District in the amount of \$89,079,194 or 9.1%. The Funds that receive financial support from property taxes except for the General fund and the Special Education fund will benefit from this increase in value. The manner in which the state aid formulas for the General fund and the Special Education fund eliminate the benefit of increased value for these funds. The state legislature annually sets the maximum dollars per 1,000 of assessed value a district can request in all taxing funds except the Debt Service fund which is established by an approved resolution voted upon by district patrons.
- The State Aid formula for the General and Special Education funds are based on the District's average daily membership (ADM) and the number of special needs students being served in various need categories respectively. The 2006-07 general state aid is calculated on \$4,365 per average daily membership and increases annually by the lesser of the rate of inflation or three percent (3%). The state aid formula insures that the state aid and the amount the district can generate through property taxes will equal per the ADM Amount. The special education aid is calculated very similar with the use of six (6) different student categories, each having a varying value assigned to the category. Once again, the calculated student need of the Special Education fund is accommodated by the amount that can be generated locally through property taxes and state support. With the basic formula being: calculated student need amount less the amount raised locally through property taxes equaling the amount of state support, you can see that the District does not receive the financial advantage of increased assessed value in the General Fund or Special Education Fund.
- The enrollment of the District has increased over the past ten years. This has allowed the District financial successes that have not been experienced by other school districts in the state of South Dakota. With a major portion of the District's state funding based on enrollment numbers, the financial impact of enrollment fluctuations is an important factor in the financial stability of the District. As long as enrollment continues this trend and proper management decisions over expenditures, the District should continue to experience good financial conditions.
- The school district's ADM/enrollment for the current year increased by 123 students, which is an increase of 4.16% from the prior year. The enrollments for 2006 and 2007 were 2,833 and 2,956 respectively.
- The Federal mandate, known as No Child Left Behind remains a monetary concern to the District. The Federal mandate comes to the State of South Dakota and District with limited/unknown financial support.
- Annually the District negotiates the salary and benefits package of District employees. With approximately 83% of the General fund expenditures being salary and benefit costs, the outcome of negotiations has a major impact on the future financial status of the District.
- The District will be analyzing and reviewing its need(s) for additional facilities during the next 1-3 years. Based upon growth estimates, it appears that the construction of additional schools is imminent in the near future. Operational costs of an additional facility are an important part of this planning process. The District estimates operational costs at \$3.50/square foot for a facility. We will need to input this potential cost into the general fund cost projections to be fiscally responsible.

CONTACTING THE SCHOOL'S FINANCIAL MANAGEMENT

This financial report is designed to provide our citizens, taxpayers, patrons, investors and creditors with a general overview of the District's finances and to demonstrate the District's accountability for the money it receives. If you have questions regarding this report or need additional information, please contact the Brandon Valley School District 49-2 Business Office, 301 S. Splitrock Boulevard, Brandon, and SD 57005.

BRANDON VALLEY SCHOOL DISTRICT NO. 49-2
STATEMENT OF NET ASSETS
June 30, 2007

| | <u>Primary Government</u> | | <u>Total</u> |
|--|------------------------------------|-------------------------------------|-------------------------|
| | <u>Governmental Activities</u> | <u>Business-Type Activities</u> | |
| ASSETS: | | | |
| Cash and Cash Equivalents | \$ 5,425,345.15 | \$ 16,648.78 | \$ 5,441,993.93 |
| Investments | 8,233.46 | 75,000.00 | 83,233.46 |
| Taxes Receivable | 5,502,816.05 | | 5,502,816.05 |
| Inventories | | 16,618.93 | 16,618.93 |
| Due from Other Governments | 86,812.49 | | 86,812.49 |
| Capital Assets: | | | |
| Land, Improvements and Construction in Progress | 1,022,772.00 | | 1,022,772.00 |
| Other Capital Assets, Net of Depreciation | <u>24,615,502.14</u> | <u>192,065.80</u> | <u>24,807,567.94</u> |
| TOTAL ASSETS | <u>36,661,481.29</u> | <u>300,333.51</u> | <u>36,961,814.80</u> |
| LIABILITIES : | | | |
| Accounts Payable | 124,253.66 | | 124,253.66 |
| Other Current Liabilities | 1,554,635.95 | 15,565.78 | 1,570,201.73 |
| Noncurrent Liabilities: | | | |
| Due Within One Year | 1,174,491.00 | | 1,174,491.00 |
| Due in More than One Year | <u>10,367,334.00</u> | | <u>10,367,334.00</u> |
| TOTAL LIABILITIES | <u>13,220,714.61</u> | <u>15,565.78</u> | <u>13,236,280.39</u> |
| NET ASSETS: | | | |
| Invested in Capital Assets, Net of Related Debt | 14,603,274.14 | 192,065.80 | 14,795,339.94 |
| Restricted for: | | | |
| Capital Outlay | 1,233,312.52 | | 1,233,312.52 |
| Special Education | 1,259,230.62 | | 1,259,230.62 |
| Debt Service | 553,402.94 | | 553,402.94 |
| Other Purposes | 361,601.13 | 92,701.93 | 454,303.06 |
| Unrestricted | <u>5,429,945.33</u> | | <u>5,429,945.33</u> |
| TOTAL NET ASSETS | <u>\$ 23,440,766.68</u> | <u>\$ 284,767.73</u> | <u>\$ 23,725,534.41</u> |

The notes to the financial statements are an integral part of this statement

BRANDON VALLEY SCHOOL DISTRICT NO. 49-2
STATEMENT OF ACTIVITIES
For the Year Ended June 30, 2007

| Functions/Programs | Program Revenues | | | Net (Expense) Revenue and Changes in Net Assets | | |
|----------------------------------|------------------|----------------------|--------------------------|---|-------------------------|-------------------|
| | Expenses | Operating | | Primary Government | | Total |
| | | Charges for Services | Grants and Contributions | Capital Grants and Contributions | Governmental Activities | |
| Primary Government: | | | | | | |
| Governmental Activities: | | | | | | |
| Instruction | \$ 10,377,096.45 | \$ 88,386.00 | \$ 768,843.79 | \$ 9,193.00 | \$ (9,510,673.66) | \$ (9,510,673.66) |
| Support Services | 7,344,036.09 | 82,607.82 | 15,097.00 | | (7,246,331.27) | (7,246,331.27) |
| Community Services | 59,856.06 | | | | (59,856.06) | (59,856.06) |
| Nonprogrammed Charges | 166,213.21 | | | | (166,213.21) | (166,213.21) |
| *Interest on Long-term Debt | 493,618.25 | | | | (493,618.25) | (493,618.25) |
| Cocurricular Activities | 551,209.08 | 98,079.57 | | | (453,129.51) | (453,129.51) |
| Total Governmental Activities | 18,992,029.14 | 269,073.39 | 783,940.79 | 9,193.00 | (17,929,821.96) | (17,929,821.96) |
| Business-type Activities: | | | | | | |
| Food Service | 1,377,322.16 | 1,104,921.27 | 295,614.50 | | \$ 23,213.61 | 23,213.61 |
| Total Primary Government | \$ 20,369,351.30 | \$ 1,373,994.66 | \$ 1,079,555.29 | \$ 9,193.00 | (17,929,821.96) | (17,906,608.35) |
| General Revenues: | | | | | | |
| Taxes: | | | | | | |
| Property Taxes | | | | | 10,923,025.34 | 10,923,025.34 |
| Gross Tax Receipts | | | | | 445,911.69 | 445,911.69 |
| Revenue from State Sources: | | | | | | |
| State aid | | | | | 8,302,678.60 | 8,302,678.60 |
| Unrestricted Investment Earnings | | | | | 3,282.13 | 115,587.21 |
| Other General Revenues | | | | | 853,084.69 | 853,084.69 |
| Total General Revenues | | | | | 20,637,005.40 | 20,640,287.53 |
| Change in Net Assets | | | | | 2,707,183.44 | 2,733,679.18 |
| Net Assets-Beginning | | | | | 20,733,583.24 | 20,991,855.23 |
| NET ASSETS - ENDING | | | | | \$ 23,440,766.68 | \$ 23,725,534.41 |

*The District does not have interest expense related to the functions presented above. This amount includes indirect interest expense on general long-term debt.

The notes to the financial statements are an integral part of this statement

BRANDON VALLEY SCHOOL DISTRICT NO. 49-2
BALANCE SHEET
GOVERNMENTAL FUNDS
June 30, 2007

| | General Fund | Capital Outlay Fund | Special Education Fund | Pension Fund | Bond Redemption Fund | Total Governmental Funds |
|---|------------------------|------------------------|------------------------|----------------------|----------------------|--------------------------|
| ASSETS: | | | | | | |
| Cash and Cash Equivalents | \$ 4,033,007.42 | | \$ 802,865.51 | \$ 214,220.13 | \$ 383,485.55 | \$ 5,433,578.61 |
| Taxes Receivable-current | 2,873,831.61 | 1,452,866.80 | 586,064.64 | 145,202.58 | 348,868.09 | 5,406,833.72 |
| Taxes Receivable-delinquent | 54,526.58 | 23,144.60 | 9,579.43 | 2,178.42 | 6,553.30 | 95,982.33 |
| Due from Other Funds | 185,942.67 | | | | | 185,942.67 |
| Due from Other Governments | 39,495.59 | | 47,316.90 | | | 86,812.49 |
| TOTAL ASSETS | \$ 7,186,803.87 | \$ 1,476,011.40 | \$ 1,445,826.48 | \$ 361,601.13 | \$ 738,906.94 | \$ 11,209,149.82 |
| LIABILITIES AND FUND BALANCES: | | | | | | |
| Liabilities: | | | | | | |
| Accounts Payable | \$ 107,538.44 | \$ 10,584.21 | \$ 6,131.01 | | | \$ 124,253.66 |
| Contracts Payable | 1,005,785.15 | | 159,121.19 | | | 1,164,906.34 |
| Payroll Deductions and Withholdings and Employer Matching Payable | 136,709.95 | | 21,343.66 | | | 158,053.61 |
| Due to Other Funds | | 185,942.67 | | | | 185,942.67 |
| Deferred Revenue | 2,928,358.19 | 1,476,011.40 | 595,644.07 | \$ 147,381.00 | \$ 355,421.39 | 5,502,816.05 |
| Total Liabilities | 4,178,391.73 | 1,672,538.28 | 782,239.93 | 147,381.00 | 355,421.39 | 7,135,972.33 |
| Fund Balances: | | | | | | |
| Unreserved Fund Balances: | | | | | | |
| Designated for Cash Flow | 2,995,912.14 | | 563,586.55 | 126,220.13 | | 3,685,718.82 |
| Designated for Next Year's Budget | | | 100,000.00 | 88,000.00 | | 188,000.00 |
| Undesignated | 12,500.00 | (196,526.88) | | | 383,485.55 | 199,458.67 |
| Total Fund Balances | 3,008,412.14 | (196,526.88) | 663,586.55 | 214,220.13 | 383,485.55 | 4,073,177.49 |
| TOTAL LIABILITIES AND FUND BALANCES | \$ 7,186,803.87 | \$ 1,476,011.40 | \$ 1,445,826.48 | \$ 361,601.13 | \$ 738,906.94 | \$ 11,209,149.82 |

The notes to the financial statements are an integral part of this statement

BRANDON VALLEY SCHOOL DISTRICT NO. 49-2
RECONCILIATION OF THE GOVERNMENTAL FUNDS BALANCE SHEET
TO THE STATEMENT OF NET ASSETS
June 30, 2007

Total Fund Balances - Governmental Funds \$ 4,073,177.49

Amounts reported for governmental activities in the statement of net assets are different because:

| | | |
|---|------------------------|---------------|
| Capital assets used in governmental activities are not financial resources and therefore are not reported in the funds. The cost of the assets is | \$38,671,623.14 | |
| and the accumulated depreciation is . | <u>(13,033,349.00)</u> | 25,638,274.14 |

Long-term liabilities are not due and payable in the current period and therefore are not reported in the funds. Long-term liabilities at year-end consist of:

| | | |
|-----------------------------------|--------------------|-----------------|
| General Obligation Bonds | (8,395,000.00) | |
| Capital Outlay Certificates | (2,640,000.00) | |
| Early Retirement Benefits Payable | (465,587.00) | |
| Compensated Absences | <u>(41,238.00)</u> | (11,541,825.00) |

| | | |
|--|--|--------------|
| Property taxes will be collected this year, but are not available soon enough to pay the current period's expenditures, and therefore are deferred in the funds. | | 5,502,816.05 |
|--|--|--------------|

| | | |
|--|--|---------------------|
| Accrued interest payable which is not accounted for in the modified accrual basis of accounting but is accounted for in the statement of net assets. | | <u>(231,676.00)</u> |
|--|--|---------------------|

Net Assets- Governmental Funds \$ 23,440,766.68

The notes to the financial statements are an integral part of this statement

BRANDON VALLEY SCHOOL DISTRICT NO. 49-2
 STATEMENT OF REVENUES, EXPENDITURES AND CHANGES IN FUND BALANCES
 GOVERNMENTAL FUNDS
 FOR THE YEAR ENDED JUNE 30, 2007

| | General Fund | Capital Outlay Fund | Special Education Fund | Pension Fund | Bond Redemption Fund | Total Governmental Funds |
|---|----------------------|---------------------|------------------------|-------------------|----------------------|--------------------------|
| Revenues: | | | | | | |
| Revenue from Local Sources: | | | | | | |
| Taxes: | | | | | | |
| Ad Valorem Taxes | \$5,669,514.31 | \$2,719,297.44 | \$1,121,790.28 | \$278,095.37 | \$701,655.66 | \$10,490,353.06 |
| Prior Years' Ad Valorem Taxes | 52,378.19 | 21,506.09 | 8,801.14 | 2,077.33 | 5,944.05 | 90,706.80 |
| Gross Receipts Taxes | 445,911.69 | | | | | 445,911.69 |
| Mobile Home Taxes | 6,871.60 | 2,694.33 | 1,087.03 | 269.55 | 688.40 | 11,610.91 |
| Penalties and Interest on Taxes | 9,761.85 | 4,214.33 | 1,725.04 | 395.17 | 1,153.76 | 17,250.15 |
| Tuition and Fees: | | | | | | |
| Regular Day School Tuition | 53,028.00 | | 35,358.00 | | | 88,386.00 |
| Regular Day School Transportation Fees | 58,090.32 | | | | | 58,090.32 |
| Other Transportation Fees | 24,517.50 | | | | | 24,517.50 |
| Earnings on Investments and Deposits | 112,305.08 | | | | | 112,305.08 |
| Cocurricular Activities: | | | | | | |
| Admissions | 70,980.00 | | | | | 70,980.00 |
| Other Pupil Activity Income | 27,099.57 | | | | | 27,099.57 |
| Other Revenue from Local Sources: | | | | | | |
| Rentals | 37,353.19 | | | | | 37,353.19 |
| Contributions and Donations | 11,500.13 | 57,540.25 | | | | 69,040.38 |
| Insurance and Judgments | 6,575.21 | | | | | 6,575.21 |
| Other | 43,412.62 | | | | | 43,412.62 |
| Revenue from Intermediate Sources: | | | | | | |
| County Sources: | | | | | | |
| County Apportionment | 172,711.92 | | | | | 172,711.92 |
| Revenue from State Sources: | | | | | | |
| Grants-in-Aid: | | | | | | |
| Unrestricted Grants-in-Aid | 7,614,449.60 | | 688,229.00 | | | 8,302,678.60 |
| Revenue from Federal Sources: | | | | | | |
| Grants-in-Aid: | | | | | | |
| Restricted Grants-in-Aid Received from Federal Government Through the State | 295,572.84 | 9,193.00 | 488,367.95 | | | 793,133.79 |
| Total Revenue | <u>14,712,033.62</u> | <u>2,814,445.44</u> | <u>2,345,358.44</u> | <u>280,837.42</u> | <u>709,441.87</u> | <u>20,862,116.79</u> |

| | | | | | | | | | |
|--|--------------|------------|--|--|--|--|--|--|--------------|
| Expenditures: | | | | | | | | | |
| Instruction: | | | | | | | | | |
| Regular Programs: | | | | | | | | | |
| Elementary | 3,941,738.49 | 48,002.01 | | | | | | | 4,016,883.36 |
| Middle/Junior High | 1,827,712.84 | 38,102.84 | | | | | | | 1,878,697.09 |
| High School | 2,257,503.86 | 54,070.35 | | | | | | | 2,327,010.67 |
| Special Programs: | | | | | | | | | |
| Gifted | 55,116.83 | 663.65 | | | | | | | 56,133.57 |
| Programs for Special Education | | 1,317.44 | | | | | | | 1,380,694.19 |
| Culturally Different | 40,066.56 | | | | | | | | 40,403.77 |
| Educationally Deprived | 77,344.35 | | | | | | | | 77,916.80 |
| Support Services: | | | | | | | | | |
| Pupils: | | | | | | | | | |
| Attendance and Social Work | 16,317.68 | | | | | | | | 16,398.21 |
| Guidance | 331,249.36 | 149.10 | | | | | | | 333,955.61 |
| Health | 83,167.13 | | | | | | | | 123,548.21 |
| Psychological | | | | | | | | | 107,192.40 |
| Speech Pathology | | | | | | | | | 261,247.34 |
| Student Therapy Services | | | | | | | | | 186,252.80 |
| Support Services - Instructional Staff: | | | | | | | | | |
| Improvement of Instruction | 143,172.02 | | | | | | | | 1,237.00 |
| Educational Media | 417,550.33 | 3,891.35 | | | | | | | 2,962.50 |
| Support Services - General Administration: | | | | | | | | | |
| Board of Education | 105,488.62 | | | | | | | | 107,725.37 |
| Executive Administration | 324,341.06 | 249.99 | | | | | | | 324,591.05 |
| Support Services - School Administration: | | | | | | | | | |
| Office of the Principal | 915,866.43 | 4,423.56 | | | | | | | 926,802.28 |
| Other | 52,998.80 | 4,162.85 | | | | | | | 57,500.57 |
| Support Services - Business: | | | | | | | | | |
| Fiscal Services | 210,322.29 | | | | | | | | 211,853.19 |
| Operation and Maintenance of Plant | 2,126,215.37 | 149,151.27 | | | | | | | 2,282,717.75 |
| Pupil Transportation | 707,257.22 | 3,682.60 | | | | | | | 712,402.81 |
| Internal Services | 40,036.49 | 69,059.97 | | | | | | | 109,417.60 |
| Support Services - Special Education: | | | | | | | | | |
| Administrative Costs | | | | | | | | | 129,429.06 |
| Transportation Costs | | | | | | | | | 121,494.82 |
| Other Special Education Costs | | | | | | | | | 55,911.57 |

BRANDON VALLEY SCHOOL DISTRICT NO. 49-2
STATEMENT OF REVENUES, EXPENDITURES AND CHANGES IN FUND BALANCES
GOVERNMENTAL FUNDS
FOR THE YEAR ENDED JUNE 30, 2007

| | General Fund | Capital Outlay Fund | Special Education Fund | Pension Fund | Bond Redemption Fund | Total Governmental Funds |
|---|-----------------------|------------------------|------------------------|---------------------|----------------------|--------------------------|
| Community Services: | | | | | | |
| Community Education | 59,433.02 | | | 423.04 | | 59,856.06 |
| Nonprogrammed Charges | | | | | | |
| Early Retirement Payments | | | | 240,360.21 | | 240,360.21 |
| Debt Services | | 642,393.75 | | | 648,602.50 | 1,290,996.25 |
| Cocurricular Activities: | | | | | | |
| Male Activities | 155,027.04 | 15,355.54 | | | | 170,382.58 |
| Female Activities | 131,439.90 | 1,995.04 | | | | 133,434.94 |
| Transportation | 49,605.15 | | | | | 49,605.15 |
| Combined Activities | 160,392.73 | 4,653.40 | | 2,615.28 | | 167,661.41 |
| Capital Outlay | | 2,009,966.56 | 21,994.89 | | | 2,031,961.45 |
| Total Expenditures | <u>14,229,363.57</u> | <u>3,051,291.27</u> | <u>2,302,711.63</u> | <u>327,282.37</u> | <u>648,602.50</u> | <u>20,559,251.34</u> |
| Excess of Revenue Over (Under) Expenditures | <u>482,670.05</u> | <u>(236,845.83)</u> | <u>42,646.81</u> | <u>(46,444.95)</u> | <u>60,839.37</u> | <u>302,865.45</u> |
| Other Financing Sources: | | | | | | |
| Sale of Surplus Property | 3,991.37 | | | | | 3,991.37 |
| Total Other Financing Sources (Uses) | <u>3,991.37</u> | | | | | <u>3,991.37</u> |
| Net Change in Fund Balances | 486,661.42 | (236,845.83) | 42,646.81 | (46,444.95) | 60,839.37 | 306,856.82 |
| Fund Balance - July 1, 2006 | <u>2,521,750.72</u> | <u>40,318.95</u> | <u>620,939.74</u> | <u>260,665.08</u> | <u>322,646.18</u> | <u>3,766,320.67</u> |
| FUND BALANCE - JUNE 30, 2007 | <u>\$3,008,412.14</u> | <u>\$ (196,526.88)</u> | <u>\$ 663,586.55</u> | <u>\$214,220.13</u> | <u>\$383,485.55</u> | <u>\$ 4,073,177.49</u> |

BRANDON VALLEY SCHOOL DISTRICT NO. 49-2
RECONCILIATION OF THE STATEMENT OF REVENUES, EXPENDITURES AND CHANGES
IN FUND BALANCES TO THE GOVERNMENT-WIDE STATEMENT OF ACTIVITIES
FOR THE YEAR ENDED JUNE 30, 2007

Net Change in Fund Balances - Total Governmental Funds \$ 306,856.82

Amounts reported for governmental activities in the statement of activities are different because:

Because some property taxes will not be collected for several months after the district's fiscal year ends, they are not considered "available " revenue and are deferred in the governmental funds. Deferred tax revenue increased by the following amount this year:

| | | |
|-------------------------|-----------------------|------------|
| Deferred Tax Revenue | \$ 5,502,816.05 | |
| Adjust Prior Year Taxes | <u>(5,189,711.63)</u> | 313,104.42 |

Governmental funds report capital outlays as expenditures but in the statement of activities, the cost of those assets is allocated over their estimated useful lives and reported as depreciation expenses. The amount by which capital outlay expenses exceeds depreciation expense in the period is:

| | | |
|------------------------|-----------------------|------------|
| Cost of Capital Assets | 2,031,961.45 | |
| Depreciation Expense | <u>(1,331,357.00)</u> | 700,604.45 |

Repayment of Long Term Debt is an expenditure in the governmental funds, but it reduces long-term liabilities in the statement of net assets and does not affect the statement of activities:

| | | |
|-----------------------------|-------------------|------------|
| General Obligation Bonds | 270,000.00 | |
| Capital Outlay Certificates | <u>515,000.00</u> | 785,000.00 |

In the statement of activities, certain operating expenses-compensated absences and early retirement benefits are measured by the amounts earned and paid during the year. In the governmental funds however expenditures for these items are amount of financial resources used. This year,

| | | |
|---|------------------|-----------|
| Vacation earned exceeded the amount paid by | (4,907.25) | |
| Early Retirement Benefits paid out exceeded the amount earned by, | <u>74,147.00</u> | 69,239.75 |

In the statement of activities, contributed land and building assets are reported, whereas this amount is not reported in the governmental funds.

520,000.00

Some expenses reported in the statement of activities do not require the use of current financial resources and therefore are not reported as expenditures in governmental funds. Accrued interest decreased during the year by

12,378.00

Change in Net Assets of Governmental Activities \$ 2,707,183.44

The notes to the financial statements are an integral part of this statement.

BRANDON VALLEY SCHOOL DISTRICT NO. 49-2
BALANCE SHEET
PROPRIETARY FUNDS
June 30, 2007

| | Enterprise Funds |
|--|----------------------|
| | Food Service Fund |
| ASSETS: | |
| Current Assets: | |
| Cash and Cash Equivalents | \$ 16,648.78 |
| Investments | 75,000.00 |
| Inventory of Supplies | 5,210.33 |
| Inventory of Stores Purchased for Resale | 5,278.10 |
| Inventory of Donated Food | 6,130.50 |
| Total Current Assets | 108,267.71 |
| Capital Assets: | |
| Machinery and Equipment | 647,160.42 |
| Less: Accumulated Depreciation (Credit) | (455,094.62) |
| Total Noncurrent Assets | 192,065.80 |
| TOTAL ASSETS | \$ 300,333.51 |
| LIABILITIES: | |
| Current Liabilities: | |
| Deposits Payable | \$ 15,565.78 |
| Total Current Liabilities | 15,565.78 |
| NET ASSETS: | |
| Invested in Capital Assets | 192,065.80 |
| Unrestricted Net Assets | 92,701.93 |
| Total Net Assets | 284,767.73 |
| TOTAL LIABILITIES AND NET ASSETS | \$ 300,333.51 |

The notes to the financial statements are an integral part of this statement.

**BRANDON VALLEY SCHOOL DISTRICT NO. 49-2
STATEMENT OF REVENUES, EXPENSES, AND
CHANGES IN FUND NET ASSETS
PROPRIETARY FUNDS
FOR THE YEAR ENDED JUNE 30, 2007**

| | Enterprise Funds |
|--|------------------------------|
| | Food Service Fund |
| Operating Revenue: | |
| Sales: | |
| To Pupils | \$ 680,187.50 |
| To Adults | 20,483.20 |
| A la Carte | 390,467.46 |
| Other | 13,783.11 |
| Total Operating Revenue | 1,104,921.27 |
| Operating Expenses: | |
| Food Service: | |
| Salaries | 408,362.30 |
| Employee Benefits | 135,311.93 |
| Purchased Services | 28,818.81 |
| Supplies | 53,944.21 |
| Cost of Sales-Purchased Food | 657,726.43 |
| Cost of Sales-Donated Food | 58,728.53 |
| Miscellaneous | 1,476.45 |
| Depreciation-Local Funds | 32,953.50 |
| Total Operating Expenses | 1,377,322.16 |
| Operating Income (Loss) | (272,400.89) |
| Nonoperating Revenue (Expense): | |
| Local Sources: | |
| Investment Earnings | 3,282.13 |
| State Sources: | |
| Cash Reimbursements | 7,337.69 |
| Federal Sources: | |
| Cash Reimbursements | 229,341.64 |
| Donated Food | 58,935.17 |
| Total Nonoperating Revenue (Expense) | 298,896.63 |
| Change in Net Assets | 26,495.74 |
| Net Assets - Beginning | 258,271.99 |
| NET ASSETS - ENDING | \$ 284,767.73 |

The notes to the financial statements are an integral part of this statement.

BRANDON VALLEY SCHOOL DISTRICT NO. 49-2
STATEMENT OF CASH FLOWS
PROPRIETARY FUNDS
FOR THE YEAR ENDED JUNE 30, 2007

| | <u>Enterprise Funds</u> <u>Food Service Fund</u> |
|---|---|
| Cash Flows from Operating Activities: | |
| Receipts from Customers | \$ 1,091,646.25 |
| Other Operating Cash Receipts(Payments) | 13,783.11 |
| Payments to Suppliers for Goods and Services | (743,869.28) |
| Payments to Employees | (543,674.23) |
| Net Cash Provided (Used) by Operating Activities | <u>(182,114.15)</u> |
| Cash Flows from Noncapital Financing Activities: | |
| Operating Subsidies | <u>236,679.33</u> |
| Cash Flows from Capital and Related Financing Activities: | |
| Purchase of Capital Assets | <u>(59,767.17)</u> |
| Cash Flows from Investing Activities: | |
| Investments | (75,000.00) |
| Interest Earnings | 3,282.13 |
| Total Cash Flows from Investing Activities | <u>(71,717.87)</u> |
| Net Increase (Decrease) in Cash and Cash Equivalents | <u>\$ (76,919.86)</u> |
| Cash and Cash Equivalents at Beginning of Year | \$ 93,568.64 |
| CASH AND CASH EQUIVALENTS AT END OF YEAR | <u>16,648.78</u> |
| Net Increase (Decrease) in Cash and Cash Equivalents | <u>\$ (76,919.86)</u> |
| RECONCILIATION OF OPERATING INCOME (LOSS) TO NET CASH PROVIDED (USED) BY OPERATING ACTIVITIES: | |
| Operating Income (Loss) | \$ (272,400.89) |
| Adjustments to Reconcile Operating Income to Net Cash Provided (Used) by Operating Activities: | |
| Depreciation Expense | 32,953.50 |
| Value of Commodities Used | 58,728.53 |
| Change in Assets and Liabilities: | |
| Inventories | (1,903.38) |
| Revenue Received in Advance | 508.09 |
| Net Cash Provided (Used) by Operating Activities | <u>\$ (182,114.15)</u> |
| Noncash Investing, Capital and Financing Activities: | |
| Value of Commodities Received | <u>\$ 58,935.17</u> |

The notes to the financial statements are an integral part of this statement.

BRANDON VALLEY SCHOOL DISTRICT NO. 49-2
 STATEMENT OF FIDUCIARY NET ASSETS
 FIDUCIARY FUNDS
 June 30, 2007

| | Agency Funds |
|---|---------------------|
| ASSETS: | |
| Cash and Cash Equivalents | \$ 8,457.32 |
| Investments | 50,000.00 |
| TOTAL ASSETS | \$ 58,457.32 |
| LIABILITIES: | |
| Amounts Held for Others | \$ 58,457.32 |
| Total Liabilities | 58,457.32 |
| NET ASSETS | 0.00 |
| TOTAL LIABILITIES AND NET ASSETS | \$ 58,457.32 |

The notes to the financial statements are an integral part of this statement.

BRANDON VALLEY SCHOOL DISTRICT NO. 49-2
STATEMENT OF CHANGES IN FIDUCIARY NET ASSETS
FIDUCIARY FUNDS
FOR THE YEAR ENDED JUNE 30, 2007

| | Private-Purpose Trust Funds |
|-----------------------------------|--|
| ADDITIONS: | |
| Interest on Investments | \$ 448.21 |
| Total Additions | 448.21 |
| DEDUCTIONS: | |
| Trust Deductions for Scholarships | 500.00 |
| Other Deductions | 10,503.00 |
| Total Deductions | 11,003.00 |
| Change in Net Assets | (10,554.79) |
| Net Assets - Beginning | 10,554.79 |
| NET ASSETS - ENDING | \$ 0.00 |

The notes to the financial statements are an integral part of this statement.

BRANDON VALLEY SCHOOL DISTRICT NO. 49-2
NOTES TO THE FINANCIAL STATEMENTS

NOTE 1 - SUMMARY OF SIGNIFICANT ACCOUNTING POLICIES

The accounting policies of the School District conform to generally accepted accounting principles applicable to government entities in the United States of America.

a. Financial Reporting Entity

The reporting entity of Brandon Valley School District No 49-2, consists of the primary government (which includes all of the funds, organizations, institutions, agencies, departments, and offices that make up the legal entity, plus those funds for which the primary government has a fiduciary responsibility, even though those fiduciary funds may represent organizations that do not meet the criteria for inclusion in the financial reporting entity); those organizations for which the primary government is financially accountable; and other organizations for which the nature and significance of their relationship with the primary government are such that their exclusion would cause the financial reporting entity's financial statements to be misleading or incomplete.

The School District participates in a cooperative service unit with several other school districts. See detailed note entitled "Joint Ventures" for specific disclosures. Joint ventures do not meet the criteria for inclusion in the financial reporting entity as a component unit, but are discussed in these notes because of the nature of their relationship with the School District.

b. Basis of Presentation

Government-wide Financial Statements:

The Statement of Net Assets and Statement of Activities display information about the reporting entity as a whole. They include all funds of the reporting entity except for fiduciary funds. The statements distinguish between governmental and business-type activities. Governmental activities generally are financed through taxes, intergovernmental revenues, and other non-exchange revenues. Business-type activities are financed in whole or in part by fees charged to external parties for goods or services.

The Statement of Net Assets reports all financial and capital resources, in a net assets form (assets minus liabilities equal net assets). Net assets are displayed in three components, as applicable, invested in capital assets net of related debt, restricted (distinguishing between major categories of restrictions), and unrestricted.

The Statement of Activities presents a comparison between direct expenses and program revenues for each segment of the business-type activities of the School District and for each function of the School District's Governmental activities. Direct expenses are those that are specifically associated with a program or function and, therefore, are clearly identifiable to a particular function. Program revenues include (a) charges paid by the recipients of goods or services offered by the programs and (b) grants and contributions that are restricted to meeting the operational or capital requirements of a particular program. Revenues that are not classified as program revenues, including all taxes, are presented as general revenues.

Fund Financial Statements:

Fund financial statements of the reporting entity are organized into funds, each of which is considered to be a separate accounting entity. Each fund is accounted for by providing a separate set of self-balancing accounts that constitute its assets, liabilities, fund equity, revenues, and expenditures/expenses. Funds are organized into three major categories: governmental, proprietary, and fiduciary. An emphasis is placed on major funds within the governmental and proprietary categories. A fund is considered major if it is the primary operating fund of the District or it meets the following criteria:

1. Total assets, liabilities, revenues, or expenditures/expenses of the individual governmental or enterprise fund are at least 10 percent of the corresponding total for all funds of that category or type, and
2. Total assets, liabilities, revenues, or expenditures/expenses of the individual governmental or enterprise fund are at least 5 percent of the corresponding total for all governmental and enterprise funds combined, or
3. Management has elected to classify one or more governmental or enterprise funds as major for consistency in reporting from year to year, or because of public interest in the fund's operations.

The funds of the District financial reporting entity are described below within their respective fund types:

Governmental Funds:

General Fund - A fund established by South Dakota Codified Laws (SDCL) 13-16-3 to meet all the general operational costs of the school district, excluding capital outlay fund and special education fund expenditures. The General Fund is always a major fund.

Special Revenue Fund Types - Special revenue funds are used to account for the proceeds of specific revenue sources that are legally restricted to expenditures for specified purposes.

Capital Outlay Fund -- A fund established by SDCL 13-16-6 to meet expenditures which result in the lease of, acquisition of or additions to real property, plant or equipment, textbooks and instructional software. This fund is financed by property taxes. This is a major fund.

Special Education Fund -- A fund established by SDCL 13-37-16 to pay the costs for the special education of all children in need of special assistance and prolonged assistance who reside within the district. This fund is financed by grants and property taxes. This is a major fund.

Pension Fund - A fund established by SDCL 13-10-6 for the purpose of paying pensions to retired employees of school districts, which have established such systems, paying the District's share of retirement plan contributions, and for funding early retirement benefits to qualifying employees. This fund is financed by property taxes. This is a major fund.

Debt Service Fund Types – Debt Service Funds are used to account for the accumulation of resources for, and payment of general long-term debt principal, interest and related costs.

Bond Redemption Fund – A fund established by SDCL 13-16-13 whereby taxes levied are used to account for the accumulation of resources for, and the payment of, general long-

term debt principal, interest, and related costs. The 2005, 2003 and 2001 Refunding General Obligation Bond payments are made from this fund. This is a major fund.

Proprietary Funds:

Enterprise Fund Types - enterprise funds are used to account for operations (a) that are financed and operated in a manner similar to private business enterprises, where the intent of the governing body is that the costs (expenses, including depreciation) of providing goods or services to the general public on a continuing basis be financed or recovered primarily through user charges; or (b) where the governing body has decided that periodic determination of revenues earned, expenses incurred, and/or net income is appropriate for capital maintenance, public policy, management control, accountability, or other purposes.

Food Service Fund --A fund used to record financial transactions related to food service operations. This fund is financed by user charges and grants. This is a major fund.

Fiduciary Funds:

Fiduciary Funds are never considered to be major funds

Private Purpose Trust Fund Types – Private Purpose Trust Funds are used to account for all other trust arrangements under which principal and income benefit individuals, private organizations or other governments. The school district maintained one private purpose trust fund for the purpose of providing scholarships.

Agency Fund Types - Agency funds are used to account for resources held by the School District in a purely custodial capacity (assets equal liabilities). Since agency funds are custodial in nature they do not involve the measurement of results of operations. The School District maintains agency funds for the following purposes: Science Clubs, Student Council, Drama Club, Choir, Language Clubs, FFA, Peer Helper, Class Funds, Take Heart, Target Take Charge, FBLA and clearing accounts.

c. Measurement Focus and Basis of Accounting

Measurement focus is a term used to describe “how” transactions are recorded within the various financial statements. Basis of accounting refers to “when” revenues and expenditures or expenses are recognized in the accounts and reported in the financial statements, regardless of the measurement focus.

Measurement Focus:

Government-wide Financial Statements:

In the government-wide Statement of Net Assets and Statement of Activities, both governmental and business-type activities are presented using the economic resources measurement focus, applied on the accrual basis of accounting.

Fund Financial Statements:

In the fund financial statements, the “current financial resources” measurement focus and the modified accrual basis of accounting are applied to governmental funds, while the “economic resources” measurement focus and the accrual basis of accounting are applied to the proprietary and fiduciary funds.

Basis of Accounting:

Government-wide Financial Statements:

In the government-wide Statement of Net Assets and Statement of Activities, governmental and business-type are presented using the accrual basis of accounting. Under the accrual basis of accounting, revenues and related assets generally are recorded when earned (usually when the right to receive cash vests); and, expenses and related liabilities are recorded when an obligation is incurred (usually when the obligation to pay cash in the future vests).

Fund Financial Statements:

All governmental funds are accounted for using the modified accrual basis of accounting. Their revenues, including property taxes, generally are recognized when they become measurable and available. "Available" means resources are collected or to be collected soon enough after the end of the fiscal year that they can be used to pay the bills of the current period. The accrual period does not exceed one bill-paying cycle, and for the Brandon Valley School District No. 49-2, the length of that cycle is 60 days. The revenues that were accrued at June 30, 2007 are amounts due from other governments for grants.

Under the modified basis of accounting, receivables may be measurable but not available. Available means collectable within the current period or soon enough thereafter to be used to pay liabilities of the current period. Reported deferred revenues are those where asset recognition criteria have been met but for which revenue recognition criteria have not been met.

Expenditures generally are recognized when the related fund liability is incurred. Exceptions to this general rule include principal and interest on general long-term debt which are recognized when due.

All proprietary funds and fiduciary funds are accounted for using the accrual basis of accounting. Their revenues are recognized when they are earned, and their expenses are recognized when they are incurred.

The business-type activities and enterprise funds do not apply any FASB Statements and Interpretations issued after November 30, 1989.

d. Interfund Eliminations and Reclassifications

Government-wide Financial Statements:

In the process of aggregating data for the government-wide financial statements, some amounts reported as interfund activity and balances in the fund financial statements have been eliminated or reclassified, as follows:

1. In order to minimize the grossing-up effect on assets and liabilities within the governmental and business-type activities columns of the primary government, amounts reported as interfund receivables and payables have been eliminated in the governmental and business-type activities columns, except for the net, residual amounts due between governmental and business-type activities, which are presented as Internal Balances.
2. In order to minimize the doubling-up effect on internal service fund activity, certain "centralized expenses" including an administrative overhead component, are charged as direct expenses to

funds or programs in order to show all expenses that are associated with a service, program, department, or fund. When expenses are charged in this manner, expense reductions occur in the General Fund, so that expenses are reported only in the function to which they relate.

Fund Financial Statements:

Noncurrent portions of long-term interfund receivables (reported in "Advance to" asset accounts) are equally offset by a fund balance reserve account which indicates that they do not constitute "available spendable resources" since they are not a component of net current assets. Current portions of interfund receivables (reported in "Due from" asset accounts) are considered "available spendable resources."

e. Capital Assets

Capital assets include land, buildings, machinery and equipment, and all other tangible or intangible assets that are used in operations and that have initial useful lives extending beyond a single reporting period.

The accounting treatment over capital assets depends on whether the assets are used in governmental fund operations or proprietary fund operations and whether they are reported in the government-wide or fund financial statements.

Government-Wide Statements

All capital assets are valued at historical cost or estimated historical cost if actual historical cost is not available. Donated capital assets are valued at their estimated fair value on the date donated.

Interest costs incurred during construction of general capital assets are not capitalized along with other capital asset costs.

The total June 30, 2007 balance of capital assets for governmental activities includes approximately 5.4 percent for which the costs were determined by estimates of the original costs. These estimated original costs were established by estimated historical costs. The total June 30, 2007 balance for capital assets for business-type activities are all valued at original cost.

Depreciation of all exhaustible capital assets is recorded as an allocated expense in the government-wide Statement of Activities, with net capital assets reflected in the Statement of Net Assets. Capitalization thresholds (the dollar values above which asset acquisitions are added to the capital asset accounts), depreciation methods, and estimated useful lives of capital assets reported in the government-wide statements and proprietary funds are as follows:

| | Capitalization Threshold | Depreciation Method | Estimated Useful Life |
|--------------------------------------|-----------------------------|------------------------|--------------------------|
| Land | \$ 100.00 | NA | NA |
| Buildings | 10,000.00 | Straight Line | 5-50 yrs. |
| Building Improvements | 10,000.00 | Straight Line | 5-40 yrs. |
| Improvements other than Buildings | 10,000.00 | Straight Line | 5-40 yrs. |
| Machinery and Equipment | 1,000.00 | Straight Line | 5-15 yrs. |
| Electronics, Computers, Cameras etc | 100.00 | Straight Line | 4 yrs |
| Food Service Machinery and Equipment | 1,000.00 | Straight Line | 12 yrs. |

Land is an inexhaustible capital asset and is not depreciated.

Fund Financial Statements

In the fund financial statements, capital assets used in governmental fund operations are accounted for as capital expenditures of the appropriate governmental fund upon acquisition. Capital assets used in proprietary fund operations are accounted for on the accrual basis, the same as in the government-wide statements.

f. Long-Term Liabilities

The accounting treatment of long-term liabilities depends on whether the assets are used in governmental fund operations or proprietary fund operations and whether they are reported in the government-wide or fund financial statements.

All long-term liabilities to be repaid from governmental and business-type resources are reported as liabilities in the government-wide statements. The long-term liabilities primarily consist of compensated absences, early retirement benefits payable, capital outlay certificates payable, and general obligation bonds payable.

In the fund financial statements, debt proceeds are reported as revenues (other financing sources), while payments of principal and interest are reported as expenditures when they become due. The accounting for proprietary fund long-term debt is on the accrual basis, the same in the fund statements as in the government-wide statements.

g. Program Revenues

In the Government-wide Statement of Activities, reported program revenues derive directly from the program itself or from parties other than the District's taxpayers or citizenry, as a whole. Program revenues are classified into three categories, as follows:

1. Charges for services – These arise from charges to customers, applicants, or others who purchase, use, or directly benefit from the goods, services, or privileges provided, or are otherwise directly affected by the services.
2. Program-specific operating grants and contributions – These arise from mandatory and voluntary non-exchange transactions with other governments, organizations, or individuals that are restricted for use in a particular program.
3. Program-specific capital grants and contributions – These arise from mandatory and voluntary non-exchange transactions with other governments, organizations, or individuals that are restricted for the acquisition of capital assets for use in a particular program.

h. Proprietary Funds Revenue and Expense Classifications

In the proprietary fund's Statement of Revenues, Expenses, and Changes in Fund Net Assets, revenues and expenses are classified in a manner consistent with how they are classified in the Statement of Cash Flows. That is, transactions for which related cash flows are reported as capital and related financing activities, noncapital financing activities, or investing activities are not reported as components of operating revenues or expenses.

i. Cash and Cash Equivalents

The school district pools its cash resources for depositing and investing purposes. Proprietary Funds essentially have access to their cash resources on demand. Accordingly, all reported

enterprise fund deposit and investment balances are considered to be cash equivalents for the purpose of the Statement of Cash Flows.

j. Equity Classifications

Government-wide Statements:

Equity is classified as net assets and is displayed in three components

1. Invested in capital assets, net of related debt – Consists of capital assets, including restricted capital assets, net of accumulated depreciation (if applicable) and reduced by the outstanding balances of any bonds, mortgages, notes, or other borrowings that are attributable to the acquisition, construction, or improvement of those assets.
2. Restricted net assets – Consists of net assets with constraints placed on their use either by (a) external groups such as creditors, grantors, contributors, or laws and regulations of other governments; or (b) law through constitutional provisions or enabling legislation.
3. Unrestricted net assets – All other net assets that do not meet the definition of “restricted” or “invested in capital assets, net of related debt.”

Fund Financial Statements:

Governmental fund equity is classified as fund balance, and may distinguish between “Reserved” and “Unreserved” components. Proprietary fund equity is classified the same as in the government-wide financial statements. Fiduciary fund equity (except for Agency Funds, which have no fund equity) is reported as net assets held in trust for other purposes.

k. Application of Net Assets

It is the District's policy to first use restricted net assets, prior to the use of unrestricted net assets, when an expense is incurred for purposes for which both restricted and unrestricted net assets are available.

l. Use of Estimates

The financial statements are prepared in conformity with generally accepted accounting principles and, accordingly, include amounts that are based on management's best estimates and judgments.

NOTE 2 – DEPOSITS AND INVESTMENTS CREDIT RISK, CONCENTRATIONS OF CREDIT RISK AND INTEREST RATE RISK

The School District follows the practice of aggregating the cash assets of various funds to maximize cash management efficiency and returns. Various restrictions on deposits and investments are imposed by statutes. These restrictions are summarized below:

Deposits - The School District's deposits are made in qualified public depositories as defined by SDCL 4-6A-1, 13-16-15, 13-16-15.1 and 13-16-18.1 and may be in the form of demand or time deposits. Qualified depositories are required by SDCL 4-6A-3 to maintain at all times, segregated from their other assets, eligible collateral having a value equal to at least 100 percent of the public deposit accounts which exceed deposit insurance such as the FDIC and NCUA. In lieu of

pledging eligible securities, a qualified public depository may furnish irrevocable standby letters of credit issued by federal home loan banks accompanied by written evidence of that bank's public debt rating which may not be less than "AA" or a qualified public depository may furnish a corporate surety bond of a corporation authorized to do business in South Dakota.

Investments – In general, SDCL 4-5-6 permits school funds to be invested in (a) securities of the United States and securities guaranteed by the United States Government either directly or indirectly; or (b) repurchase agreements fully collateralized by securities described in (a) above; or in shares of an open-end, no-load fund administered by an investment company whose investments are in securities described in (a) above and repurchase agreements described in (b) above. Also, SDCL 4-5-9 requires that investments shall be in the physical custody of the political subdivision or may be deposited in a safekeeping account with any bank or trust company designated by the political subdivision as its fiscal agent.

Credit Risk – State law limits eligible investments for the school district, as discussed above. The school district has no investment policy that would further limit its investment choices. As of June 30, 2007, the school district's investment in the SDFIT pool was unrated.

As of June 30, 2007, the School District had the following investment:

| <u>Investment</u> | <u>Credit Rating</u> | <u>Fair Value</u> |
|------------------------------------|----------------------|-------------------|
| External Investment Pool: SDFIT | | |
| Government Cash Reserve | Unrated | \$ 8,233.46 |

The South Dakota Public Funds Investment Trust (SDFIT) was established under SDCL1-24 and is an external investment pool created for South Dakota local government investing purposes. It is regulated by a nine member board with representation from municipalities, school districts and counties. The net asset value of the SDFIT money market account (GCR) is kept at one dollar per share by adjusting the rate of return on a daily basis. Earnings are credited to the accounts on a monthly basis. The amount reported is at fair value.

Interest Rate Risk – The school district does not have a formal investment policy that limits investment maturities as a means of managing its exposure to fair value losses arising from increasing interest rates.

Concentration of Credit Risk - the school district places no limit on the amount that may be invested in any one issuer. All of the school district's investments are with the SDFIT.

Assignment of Investment Income -State law allows income from deposits and investments to be credited to either the General Fund or the fund making the investment. The School District's policy is to credit all income from investments to the fund making the investments except the Special revenue funds. USGAAP on the other hand, requires income from deposits and investments to be reported in the fund whose assets generated the income. Where the governing board has discretion to credit investment income to a fund other than the fund that provided the resources for investment, a transfer to the designated fund is reported. Since pooling was done to maximize cash management, the interest income from the various special revenue funds was directly recognized in the General Fund. Such amounts were not material to the individual funds.

NOTE 3 - RECEIVABLES AND PAYABLES

Receivables and payables are not aggregated in these financial statements. The School District expects all receivables to be collected within one year.

NOTE 4 - INVENTORY

Inventory is valued at the lower of cost or market. The cost valuation method is the first in, first out method. Donated commodities are valued at estimated market value based on the USDA price list at date of receipt.

In the government-wide and proprietary fund financial statements, inventory items are initially recorded as assets and charged to expense in the various functions of government as they are consumed.

In the governmental fund financial statements, inventories in the General Fund and Special Revenue Funds consist of expendable supplies held for consumption. The cost is recorded as an expenditure at the time individual inventory items are purchased. No material inventories were on hand as of June 30, 2007 in the governmental funds.

NOTE 5 - PROPERTY TAXES

Property taxes are levied on or before each October 1, attached as an enforceable lien on property, and become due and payable as of the following January 1, and are payable in two installments on or before the following April 30 and October 31. The county bills and collects the School District's taxes and remits them to the School District.

School District property tax revenues are recognized to the extent that they are used to finance each year's appropriations. Revenue related to current year property taxes receivable which is intended to be used to finance the current year's appropriations but which will not be collected during the "availability period" has been deferred in the fund financial statements. Property tax revenues intended to finance the current year's appropriations, and therefore susceptible to accrual, has been reported as revenue in the government-wide financial statements, even though collection will occur in a future year.

NOTE 6 - CHANGES IN CAPITAL ASSETS

A summary of changes in capital assets for the year ended June 30, 2007 is as follows:

Primary Government

| | Balance <u>July 1, 2006</u> | <u>Increases</u> | <u>Decrease</u> | Balance <u>June 30, 2007</u> |
|--|--------------------------------|---------------------|---------------------|---------------------------------|
| Governmental Activities: | | | | |
| Capital Assets, not being depreciated: | | | | |
| Land | \$ 898,583 | \$ 90,000 | | \$ 988,583 |
| Construction Work in Progress | <u>1,088,226</u> | <u>34,189</u> | <u>\$ 1,088,226</u> | <u>34,189</u> |
| Capital Assets, being depreciated: | | | | |
| Buildings | 27,374,703 | 2,974,716 | | 30,349,419 |
| Improvements Other than Buildings | 1,217,570 | 18,398 | | 1,235,968 |
| Machinery and Equipment | 5,080,764 | 461,720 | 241,999 | 5,300,485 |
| Library Books | <u>741,049</u> | <u>61,164</u> | <u>39,235</u> | <u>762,978</u> |
| Total Assets, being depreciated | <u>34,414,086</u> | <u>3,515,998</u> | <u>281,234</u> | <u>37,648,850</u> |
| Less Accumulated Depreciation: | | | | |
| Buildings | 7,273,155 | 706,615 | | 7,979,770 |
| Improvements Other than Buildings | 721,255 | 46,503 | | 767,758 |
| Machinery and Equipment | 3,555,681 | 507,266 | 241,999 | 3,820,948 |
| Library Books | <u>433,135</u> | <u>70,973</u> | <u>39,235</u> | <u>464,873</u> |
| Total Accumulated Depreciation | <u>11,983,226</u> | <u>1,331,357</u> | <u>281,234</u> | <u>13,033,349</u> |
| Total Capital Assets, being depreciated, net | <u>22,430,860</u> | <u>2,184,641</u> | | <u>24,615,501</u> |
| Governmental activity capital assets, net | <u>\$ 24,417,669</u> | <u>\$ 2,308,830</u> | <u>\$ 1,088,226</u> | <u>\$ 25,638,273</u> |

**Depreciation expense was charged to functions as follows:

| | |
|--|---------------------|
| Governmental Activities: | |
| Instruction | \$ 599,357 |
| Support Services | 701,875 |
| Co-Curricular | <u>30,125</u> |
| Total Depreciation expense-governmental activities | <u>\$ 1,331,357</u> |

Business - Type Activity:

| | | | | |
|--|-------------------|------------------|---------------|-------------------|
| Capital Assets, being depreciated: | | | | |
| Machinery and Equipment | \$ 634,645 | \$ 59,767 | \$ 47,252 | \$ 647,160 |
| Less Accumulated Depreciation: | | | | |
| Machinery and Equipment | <u>469,393</u> | <u>32,954</u> | <u>47,252</u> | <u>455,095</u> |
| Business-type activity capital assets, net | <u>\$ 165,252</u> | <u>\$ 26,814</u> | <u>\$</u> | <u>\$ 192,066</u> |

**Depreciation expense was charged to functions as follows:

| | |
|------------------------|------------------|
| Business-type Activity | |
| Food Service | <u>\$ 32,954</u> |

Construction Work in Progress at June 30, 2007 is composed of the following:

| <u>Project Name</u> | <u>Project Authorization</u> | <u>Expended thru' 6/30/07</u> | <u>Committed</u> |
|--|------------------------------|-------------------------------|-------------------|
| Middle School Tennis Court | \$ 400,800 | \$ 26,800 | \$ 374,000 |
| Elementary Playground Drainage Project | 83,002 | 7,389 | 75,613 |
| TOTAL | <u>\$ 483,802</u> | <u>\$ 34,189</u> | <u>\$ 449,613</u> |

NOTE 7 - LONG -TERM LIABILITIES

A summary of the changes in long-term liabilities for the year ended June 30, 2007 is as follows:

| <u>Governmental Activities</u> | <u>General Obligation Bonds</u> | <u>Capital Outlay Certificates</u> | <u>Early Retirement Benefits Payable</u> | <u>Compensated Absences</u> | <u>Totals</u> |
|---------------------------------------|---------------------------------|------------------------------------|--|-----------------------------|-------------------------|
| Liabilities Payable, July 1, 2006 | \$ 8,665,000.00 | \$ 3,155,000.00 | \$ 539,734.00 | \$ 36,330.75 | \$ 12,396,064.75 |
| Additions | | | 166,212.98 | 41,237.72 | 207,450.70 |
| Deletions | <u>(270,000.00)</u> | <u>(515,000.00)</u> | <u>(240,360.01)</u> | <u>(36,330.75)</u> | <u>(1,061,690.76)</u> |
| LIABILITIES PAYABLE, JUNE 30, 2007 | <u>\$ 8,395,000.00</u> | <u>\$ 2,640,000.00</u> | <u>\$ 465,586.97</u> | <u>\$ 41,237.72</u> | <u>\$ 11,541,824.69</u> |
| Due within One Year | <u>\$ 300,000.00</u> | <u>\$ 540,000.00</u> | <u>\$ 294,349.98</u> | <u>\$ 41,237.72</u> | <u>\$ 1,175,587.70</u> |

Compensated absences for governmental activities typically have been liquidated from the General Fund and Special Education Fund. Early Retirement Benefits Payable for governmental activities typically have been liquidated from the Pension Fund.

In prior years the School District defeased certain long-term debt by placing the proceeds of new debt in an irrevocable trust to provide for all future debt service payments on the old debt. Accordingly, the assets being held in trust and the liability for the defeased debt are not included in the School District's financial statements. On June 30, 2007, the School District had \$6,457,616.47 on deposit with the escrow agent in an irrevocable trust to retire \$6,465,000 of old debt still outstanding, which is now considered defeased.

Liabilities payable at June 30, 2007 are comprised of the following:

General Obligation Bonds:

| | |
|---|-----------------|
| Series 2001 – Refunding Bonds dated November 1, 2001; Interest rates at 2.45% to 5%, depending on length to maturity; final maturity is January 1, 2022; payments to be made from Debt Service Fund | \$ 1,120,000.00 |
| Series 2003 – Refunding Bonds dated April 15, 2003; Interest rates at 1.5% to 3.9%, depending on length to maturity. Final maturity is July 15, 2011; payments to be made from Debt Service Fund. | 680,000.00 |
| Series 2005 – Refunding Bonds dated April 15, 2005; Interest rates at 3.65% to 4.25%, depending on length to maturity. Final maturity is July 1, 2021; payments to be made from Debt Service Fund. | 6,595,000.00 |

Capital Outlay Certificates:

Series 2002 – Capital Outlay Refunding Certificates dated February 1, 2002; Interest rates at 4.125% to 4.5%, depending on length to maturity; final maturity is August 1, 2011; payments made from the Capital Outlay Fund. 2,120,000.00

Series 2003 – Certificates dated April 15, 2003; Interest rates at 1.550% to 4.10%, depending on length to maturity; final maturity is August 1, 2013; payments made from the Capital Outlay Fund. 520,000.00

Early Retirement:

Obligation to individuals who fall under the early retirement plan of the Brandon Valley School District. Payments are made to the retiree at the retiree's discretion Payments are made from the Pension Fund. 465,586.97

Vested Annual Leave:

Payments from the General and Special Education Funds. 41,237.72

Governmental Activities:

The annual debt service requirements to maturity for all debt outstanding, except compensated absences, as of June 30, 2007, except compensated absences are as follows:

Annual Requirements to Maturity for Long Term Debt
June 30, 2007

| Year Ending | General Obligation Bonds | | Capital Outlay Certificates | | Early Retirement | Total | |
|----------------|--------------------------|---------------------|-----------------------------|-------------------|---------------------|---------------------|---------------------|
| | Principal | Interest | Principal | Interest | | Principal | Interest |
| 2008 | \$ 300,000 | \$ 368,200 | \$ 540,000 | \$ 105,015 | \$ 294,350 | \$ 1,134,350 | \$ 473,215 |
| 2009 | 340,000 | 357,825 | 565,000 | 82,720 | 145,361 | 1,050,361 | 440,545 |
| 2010 | 380,000 | 345,038 | 580,000 | 59,035 | 25,876 | 985,876 | 404,073 |
| 2011 | 425,000 | 329,736 | 530,000 | 33,945 | | 955,000 | 363,681 |
| 2012 | 355,000 | 447,401 | 280,000 | 11,983 | | 635,000 | 459,384 |
| 2013-2017 | 2,465,000 | 1,120,029 | 145,000 | 5,411 | | 2,610,000 | 1,125,440 |
| 2018-2022 | 4,130,000 | 455,721 | - | - | - | 4,130,000 | 455,721 |
| Totals | <u>\$ 8,395,000</u> | <u>\$ 3,423,950</u> | <u>\$ 2,640,000</u> | <u>\$ 298,109</u> | <u>\$ 465,587</u> | <u>\$11,500,587</u> | <u>\$ 3,722,059</u> |

NOTE 8 – OPERATING LEASES

The district leases various copy machines. These operating leases include maintenance and repairs. The payments are made from the Capital Outlay Fund.

The following are the minimum payments on the existing operating leases:

| Year | Amount |
|------|--------------|
| 2008 | \$ 41,250.00 |
| 2009 | 24,062.50 |

NOTE 9 – RESTRICTED NET ASSETS

The following table shows the net assets restricted for other purposes as shown on the Statement of Net Assets.

| <u>Fund</u> | <u>Restricted by</u> | <u>Amount</u> |
|-----------------------------|----------------------|------------------------|
| Capital Outlay | Law | 1,233,312.52 |
| Special Education | Law | 1,259,230.62 |
| Pension | Law | 361,601.13 |
| Debt Service | Debt Covenants | 553,402.94 |
| Food Service | Federal Regulations | 92,701.93 |
| Total Restricted Net assets | | <u>\$ 3,500,249.14</u> |

NOTE 10 – DESIGNATION OF FUND BALANCE FOR CASH FLOW

As authorized by SDCL 13-11-2, the school board has determined that a year-end minimum unreserved fund balance of \$3,685,718.82 is necessary to protect the school district's cash liquidity from July 1, through mid-November of the subsequent fiscal year. This amount is reported as Unreserved Fund Balance Designated for Cash Flow Funding in the affected funds.

NOTE 11 - RETIREMENT PLAN

All employees, working more than 20 hours per week during the school year, participate in the South Dakota Retirement System (SDRS), a cost sharing, multiple employer public employee retirement system established to provide retirement benefits for employees of the State of South Dakota and its political subdivisions. The SDRS provides retirement, disability and survivor benefits. The right to receive retirement benefits vests after three years of credited service. Authority for establishing, administering and amending plan provisions are found in South Dakota Codified Law 3-12. The SDRS issues a publicly available financial report that includes financial statements and required supplementary information. That report may be obtained by writing to the SDRS, PO Box 1098, Pierre, SD 57501-1098 or by calling (605) 773-3731.

Covered employees are required by state statute to contribute the following percentages of their salary to the plan; Class A Members, 6.0% of salary; Class B Judicial Members, 9.0% of salary; and Class B Public Safety Members, 8.0% of salary. State statute also requires the employer to contribute an amount equal to the employee's contribution. State statute also requires the employer to make an additional contribution in the amount of 6.2 percent for any compensation exceeding the maximum taxable amount for social security for general employees only. The school's share of contributions to the SDRS for the fiscal years ended June 30, 2007, 2006, and 2005 were \$610,329.58, \$575,521.53, and \$536,648.38 respectively, equal to the required contributions each year.

NOTE 12-INDIVIDUAL FUND INTERFUND BALANCES AND TRANSACTIONS

Interfund receivable and payable balances at June 30, 2007 were:

| <u>Fund</u> | <u>Interfund Receivables</u> | <u>Interfund Payables</u> |
|---------------------|----------------------------------|-------------------------------|
| General Fund | \$ 185,942.67 | |
| Capital Outlay Fund | | \$ 185,942.67 |

The General Fund loaned money to the Capital Outlay Fund to cover a temporary cash shortfall.

NOTE 13 - JOINT VENTURES

The school district participates in the East Dakota Education Cooperative, a cooperative service unit (co-op) formed for the purpose of providing educational services to the member school districts.

The members of the co-op and their relative percentage participation in the co-op are as follows:

| | |
|--------------------------------|-----|
| Brandon Valley School District | 44% |
| Lennox School District | 27% |
| West Central School District | 29% |

The co-op's governing board is composed of one representative from each member school district, who is a school board member. The board is responsible for adopting the co-op's budget and setting service fees at a level adequate to fund the adopted budget.

The school district retains no equity in the net assets of the co-op, but does have a responsibility to fund deficits of the co-op in proportion to the relative participation described above.

Separate financial statements for this joint venture are available from East Dakota Educational Cooperative.

At June 30, 2007, this joint venture had total assets of \$661,502, total liabilities of \$64,514, and net assets of \$596,988.

NOTE 14 - RISK MANAGEMENT

The school district is exposed to various risks of loss related to tort; theft of, damage to, and destruction of assets; errors and omissions; injuries to employees; and natural disasters. During the period ended June 30, 2007, the school district managed its risks as follows:

Employee Health Insurance

The school district purchases health insurance for its employees from a commercial insurance carrier. Settled claims resulting from these risks have not exceeded the liability coverage during the past three years.

Liability Insurance

The school district purchases liability insurance for risks related to torts; theft or damage to property; and errors and omissions of public officials from a commercial insurance carrier. Settled claims resulting from these risks have not exceeded the liability coverage during the past three years.

Workmen's Compensation

The school district purchases liability insurance for workmen's compensation from a commercial carrier.

Unemployment Benefits

The school has elected to be self-insured and retain all risk for liabilities resulting from claims for unemployment benefits.

During the year ended June 30, 2007, one claim was filed for unemployment benefits. These claims resulted in the payments of benefits in the amount of \$981. At June 30, 2007, no claims had been filed for unemployment benefits and none are anticipated in the next fiscal year.

NOTE 15 - EARLY RETIREMENT PLAN

The district maintains an early retirement plan for certified teachers and administrators. The plan is available to employees who choose early retirement within six years of attaining age 55 and have at least 15 years of continuous service with the district. Under the plan, the district will pay 100% of the employee's current annual salary, payable in 2-6 equal installments following retirement. The amount paid for such benefits during the year was \$240,360.01.

NOTE 16 – SIGNIFICANT CONTINGENCIES - LITIGATION

At June 30, 2007, the school district was not involved in any litigation.

NOTE 17 – SUBSEQUENT EVENTS

On December 4, 2007, the voters of the Brandon Valley School District approved a \$23,000,000 bond issue for the construction of a new elementary school and reconstruction and modernization of various existing facilities.

**REQUIRED SUPPLEMENTARY INFORMATION
 BRANDON VALLEY SCHOOL DISTRICT NO. 49-2
 BUDGETARY COMPARISON SCHEDULE-BUDGETARY BASIS
 GENERAL FUND
 FOR THE YEAR ENDED JUNE 30, 2007**

| | <u>Budgeted Amounts</u> | | <u>Actual Amounts</u> (Budgetary Basis) | Variance |
|---|-------------------------|----------------------|--|------------------------|
| | <u>Original</u> | <u>Final</u> | | Positive (Negative) |
| Revenues: | | | | |
| Revenue from Local Sources: | | | | |
| Taxes: | | | | |
| Ad Valorem Taxes | \$ 5,740,000.00 | \$ 5,740,000.00 | \$ 5,669,514.31 | \$ (70,485.69) |
| Prior Years' Ad Valorem Taxes | 75,000.00 | 75,000.00 | 52,378.19 | (22,621.81) |
| Tax Deed Revenue | 2,000.00 | 2,000.00 | | (2,000.00) |
| Gross Receipts Taxes | 385,000.00 | 385,000.00 | 445,911.69 | 60,911.69 |
| Mobile Home Taxes | 5,000.00 | 5,000.00 | 6,871.60 | 1,871.60 |
| Penalties and Interest on Taxes | 20,000.00 | 20,000.00 | 9,761.85 | (10,238.15) |
| Tuition and Fees: | | | | |
| Regular Day School Tuition | 50,000.00 | 50,000.00 | 53,028.00 | 3,028.00 |
| Regular Day School Transportation Fees | 55,000.00 | 55,000.00 | 58,090.32 | 3,090.32 |
| Other Transportation Fees | 25,000.00 | 25,000.00 | 24,517.50 | (482.50) |
| Earnings on Investments and Deposits | 100,000.00 | 100,000.00 | 112,305.08 | 12,305.08 |
| Cocurricular Activities: | | | | |
| Admissions | 60,000.00 | 60,000.00 | 70,980.00 | 10,980.00 |
| Other Pupil Activity Income | 35,000.00 | 35,000.00 | 27,099.57 | (7,900.43) |
| Other Revenue from Local Sources: | | | | |
| Rentals | 35,000.00 | 35,000.00 | 37,353.19 | 2,353.19 |
| Donations | 5,000.00 | 5,000.00 | 11,500.13 | 6,500.13 |
| Insurance and Judgments | 5,000.00 | 5,000.00 | 6,575.21 | 1,575.21 |
| Other | 40,000.00 | 40,000.00 | 43,412.62 | 3,412.62 |
| Revenue from Intermediate Sources: | | | | |
| County Sources: | | | | |
| County Apportionment | 145,000.00 | 145,000.00 | 172,711.92 | 27,711.92 |
| Revenue from State Sources: | | | | |
| Grants-in-Aid: | | | | |
| Unrestricted Grants-in-Aid | 7,225,000.00 | 7,600,000.00 | 7,614,449.60 | 14,449.60 |
| Revenue from Federal Sources: | | | | |
| Grants-in-Aid: | | | | |
| Restricted Grants-in-Aid received from Federal Government Through the State | 280,000.00 | 280,000.00 | 295,572.84 | 15,572.84 |
| Total Revenue | <u>14,287,000.00</u> | <u>14,662,000.00</u> | <u>14,712,033.62</u> | <u>50,033.62</u> |
| Expenditures: | | | | |
| Instruction: | | | | |
| Regular Programs: | | | | |
| Elementary School | 3,802,600.00 | 3,952,600.00 | 3,941,738.49 | 10,861.51 |
| Middle/Junior High | 1,792,900.00 | 1,842,900.00 | 1,827,712.84 | 15,187.16 |
| High School | 2,244,700.00 | 2,244,700.00 | 2,257,503.86 | (12,803.86) |
| Special Programs: | | | | |
| Gifted and Talented | 56,200.00 | 56,200.00 | 55,116.83 | 1,083.17 |
| Culturally Different | 41,700.00 | 41,700.00 | 40,066.56 | 1,633.44 |
| Educationally Deprived | 85,000.00 | 85,000.00 | 77,344.35 | 7,655.65 |

REQUIRED SUPPLEMENTARY INFORMATION
 BRANDON VALLEY SCHOOL DISTRICT NO. 49-2
 BUDGETARY COMPARISON SCHEDULE-BUDGETARY BASIS
 GENERAL FUND
 FOR THE YEAR ENDED JUNE 30, 2007

| | <u>Budgeted Amounts</u> | | Actual Amounts | Variance |
|--|-------------------------|-----------------------|------------------------|------------------------|
| | <u>Original</u> | <u>Final</u> | (Budgetary Basis) | Positive (Negative) |
| Support Services: | | | | |
| Pupils: | | | | |
| Attendance and Social Work | 13,900.00 | 13,900.00 | 16,317.68 | (2,417.68) |
| Guidance | 333,000.00 | 333,000.00 | 331,249.36 | 1,750.64 |
| Health | 87,800.00 | 87,800.00 | 83,167.13 | 4,632.87 |
| Support Services - Instructional Staff: | | | | |
| Improvement of Instruction | 134,400.00 | 134,400.00 | 143,172.02 | (8,772.02) |
| Educational Media | 450,700.00 | 450,700.00 | 417,550.33 | 33,149.67 |
| Support Services - General Administration: | | | | |
| Board of Education | 120,900.00 | 120,900.00 | 105,488.62 | 15,411.38 |
| Executive Administration | 337,200.00 | 337,200.00 | 324,341.06 | 12,858.94 |
| Support Services - School Administration: | | | | |
| Office of the Principal | 936,900.00 | 936,900.00 | 915,866.43 | 21,033.57 |
| Other | 53,200.00 | 53,200.00 | 52,998.80 | 201.20 |
| Support Services - Business: | | | | |
| Fiscal Services | 212,100.00 | 212,100.00 | 210,322.29 | 1,777.71 |
| Operation and Maintenance of Plant | 2,164,400.00 | 2,164,400.00 | 2,126,215.37 | 38,184.63 |
| Pupil Transportation | 727,200.00 | 727,200.00 | 707,257.22 | 19,942.78 |
| Internal Services | 42,800.00 | 42,800.00 | 40,036.49 | 2,763.51 |
| Community Services: | | | | |
| Community Education | 63,100.00 | 63,100.00 | 59,433.02 | 3,666.98 |
| Cocurricular Activities: | | | | |
| Male Activities | 152,000.00 | 152,000.00 | 155,027.04 | (3,027.04) |
| Female Activities | 127,300.00 | 127,300.00 | 131,439.90 | (4,139.90) |
| Transportation | 47,500.00 | 47,500.00 | 49,605.15 | (2,105.15) |
| Combined Activities | <u>159,500.00</u> | <u>159,500.00</u> | <u>160,392.73</u> | <u>(892.73)</u> |
| Total Expenditures | <u>14,187,000.00</u> | <u>14,387,000.00</u> | <u>14,229,363.57</u> | <u>157,636.43</u> |
| Excess of Revenue Over (Under) Expenditures | <u>100,000.00</u> | <u>275,000.00</u> | <u>482,670.05</u> | <u>207,670.05</u> |
| Other Financing Sources: | | | | |
| Sale of Surplus Property | <u>10,000.00</u> | <u>10,000.00</u> | <u>3,991.37</u> | <u>(6,008.63)</u> |
| Total Other Financing Sources (Uses) | <u>10,000.00</u> | <u>10,000.00</u> | <u>3,991.37</u> | <u>(6,008.63)</u> |
| Net Change in Fund Balances | 110,000.00 | 285,000.00 | 486,661.42 | 201,661.42 |
| Fund Balance - July 1, 2006 | <u>2,521,750.72</u> | <u>2,521,750.72</u> | <u>2,521,750.72</u> | |
| FUND BALANCE - JUNE 30, 2007 | <u>\$2,631,750.72</u> | <u>\$2,806,750.72</u> | <u>\$ 3,008,412.14</u> | <u>\$201,661.42</u> |

REQUIRED SUPPLEMENTARY INFORMATION
 BRANDON VALLEY SCHOOL DISTRICT NO. 49-2
 BUDGETARY COMPARISON SCHEDULE - BUDGETARY BASIS
 CAPITAL OUTLAY FUND
 FOR THE YEAR ENDED JUNE 30, 2007

| | Budgeted Amounts | | Actual Amounts | Variance |
|---|------------------------|------------------------|------------------------|---------------------|
| | Original | Final | (Budgetary Basis) | Positive (Negative) |
| Revenues: | | | | |
| Revenue from Local Sources: | | | | |
| Taxes: | | | | |
| Ad Valorem Taxes | \$ 2,725,000.00 | \$ 2,725,000.00 | \$ 2,719,297.44 | \$ (5,702.56) |
| Prior Years' Ad Valorem Taxes | 20,000.00 | 20,000.00 | 21,506.09 | 1,506.09 |
| Mobile Home Taxes | 5,000.00 | 5,000.00 | 2,694.33 | (2,305.67) |
| Penalties and Interest on Taxes | 8,000.00 | 8,000.00 | 4,214.33 | (3,785.67) |
| Other Revenue from Local Sources: | | | | |
| Donations | 20,000.00 | 20,000.00 | 57,540.25 | 37,540.25 |
| Revenue from Federal Sources: | | | | |
| Grants-in-Aid: | | | | |
| Restricted Grants-in-Aid Received from Federal Government Through the State | 9,000.00 | 9,000.00 | 9,193.00 | 193.00 |
| Total Revenue | <u>2,787,000.00</u> | <u>2,787,000.00</u> | <u>2,814,445.44</u> | <u>27,445.44</u> |
| Expenditures: | | | | |
| Instruction: | | | | |
| Regular Programs: | | | | |
| Elementary | 431,600.00 | 220,600.00 | 212,974.37 | 7,625.63 |
| Middle/Junior High | 48,100.00 | 48,100.00 | 52,652.73 | (4,552.73) |
| High School | 163,000.00 | 163,000.00 | 153,648.82 | 9,351.18 |
| Special Programs: | | | | |
| Gifted | 1,700.00 | 1,700.00 | 1,662.65 | 37.35 |
| Special Education | 5,700.00 | 5,700.00 | 4,314.44 | 1,385.56 |
| Support Services-Pupils: | | | | |
| Guidance | 3,700.00 | 3,700.00 | 4,276.10 | (576.10) |
| Health | 2,700.00 | 2,700.00 | 2,749.00 | (49.00) |
| Support Services - Instructional Staff: | | | | |
| Educational Media | 73,700.00 | 73,700.00 | 71,804.36 | 1,895.64 |
| Support Services - General Administration: | | | | |
| Executive Administration | 25,000.00 | 25,000.00 | 21,595.35 | 3,404.65 |
| Support Services - School Administration: | | | | |
| Office of the Principal | 11,200.00 | 11,200.00 | 11,579.56 | (379.56) |
| Other | 3,700.00 | 3,700.00 | 4,162.85 | (462.85) |
| Support Services - Business: | | | | |
| Facilities Acquisition and Construction | 1,361,000.00 | 1,421,000.00 | 1,415,478.60 | 5,521.40 |
| Operation and Maintenance of Plant | 260,200.00 | 260,200.00 | 252,070.27 | 8,129.73 |
| Pupil Transportation | 90,300.00 | 90,300.00 | 89,883.70 | 416.30 |
| Internal Services | 70,000.00 | 70,000.00 | 69,059.97 | 940.03 |
| Debt Services | 642,400.00 | 642,400.00 | 642,393.75 | 6.25 |
| Cocurricular Activities: | 37,000.00 | 37,000.00 | 40,984.75 | (3,984.75) |
| Total Expenditures | <u>3,231,000.00</u> | <u>3,080,000.00</u> | <u>3,051,291.27</u> | <u>28,708.73</u> |
| Net Change in Fund Balance | (444,000.00) | (293,000.00) | (236,845.83) | 56,154.17 |
| Fund Balance - July 1, 2006 | 40,318.95 | 40,318.95 | 40,318.95 | |
| FUND BALANCE - JUNE 30, 2007 | <u>\$ (403,681.05)</u> | <u>\$ (252,681.05)</u> | <u>\$ (196,526.88)</u> | <u>\$ 56,154.17</u> |

**REQUIRED SUPPLEMENTARY INFORMATION
 BRANDON VALLEY SCHOOL DISTRICT NO. 49-2
 BUDGETARY COMPARISON SCHEDULE -BUDGETARY BASIS
 SPECIAL EDUCATION FUND
 FOR THE YEAR ENDED JUNE 30, 2007**

| | <u>Budgeted Amounts</u> | | Actual Amounts (Budgetary Basis) | Variance Positive (Negative) |
|---|-------------------------|----------------------|--|------------------------------------|
| | <u>Original</u> | <u>Final</u> | | |
| Revenues: | | | | |
| Revenue from Local Sources: | | | | |
| Taxes: | | | | |
| Ad Valorem Taxes | \$ 1,125,000.00 | \$ 1,125,000.00 | \$ 1,121,790.28 | \$ (3,209.72) |
| Prior Years' Ad Valorem Taxes | 10,000.00 | 10,000.00 | 8,801.14 | (1,198.86) |
| Mobile Home Taxes | 1,000.00 | 1,000.00 | 1,087.03 | 87.03 |
| Penalties and Interest on Taxes | 3,000.00 | 3,000.00 | 1,725.04 | (1,274.96) |
| Tuition and Fees: | | | | |
| Regular Day School Tuition | 20,000.00 | 20,000.00 | 35,358.00 | 15,358.00 |
| Revenue from State Sources: | | | | |
| Restricted Grant in Aid | 710,000.00 | 710,000.00 | 688,229.00 | (21,771.00) |
| Revenue from Federal Sources: | | | | |
| Grants-in-Aid: | | | | |
| Restricted Grants-in-Aid Received Federal Government through State | <u>480,000.00</u> | <u>480,000.00</u> | <u>488,367.95</u> | <u>8,367.95</u> |
| Total Revenue | <u>2,349,000.00</u> | <u>2,349,000.00</u> | <u>2,345,358.44</u> | <u>(3,641.56)</u> |
| Expenditures: | | | | |
| Special Programs | | | | |
| Programs for Special Education | 1,853,400.00 | 1,853,400.00 | 1,384,844.75 | 468,555.25 |
| Support Services | | | | |
| Pupils: | | | | |
| Health | | | 39,812.00 | (39,812.00) |
| Psychological | | | 108,191.40 | (108,191.40) |
| Speech Pathology | 240,000.00 | 240,000.00 | 276,775.23 | (36,775.23) |
| Student Therapy Services | | | 186,252.80 | (186,252.80) |
| Support Services - Special Education | | | | |
| Administrative Costs | 130,600.00 | 130,600.00 | 129,429.06 | 1,170.94 |
| Transportation Costs | 5,000.00 | 5,000.00 | 121,494.82 | (116,494.82) |
| Other | <u>120,000.00</u> | <u>120,000.00</u> | <u>55,911.57</u> | <u>64,088.43</u> |
| Total Expenditures | <u>2,349,000.00</u> | <u>2,349,000.00</u> | <u>2,302,711.63</u> | <u>46,288.37</u> |
| Net Change in Fund Balance | 0.00 | 0.00 | 42,646.81 | 42,646.81 |
| Fund Balance - July 1, 2006 | <u>620,939.74</u> | <u>620,939.74</u> | <u>620,939.74</u> | |
| FUND BALANCE - JUNE 30, 2007 | <u>\$ 620,939.74</u> | <u>\$ 620,939.74</u> | <u>\$ 663,586.55</u> | <u>\$ 42,646.81</u> |

REQUIRED SUPPLEMENTARY INFORMATION
BRANDON VALLEY SCHOOL DISTRICT NO. 49-2
BUDGETARY COMPARISON SCHEDULE -BUDGETARY BASIS
PENSION FUND
FOR THE YEAR ENDED JUNE 30, 2007

| | <u>Budgeted Amounts</u> | | Actual Amounts (Budgetary Basis) | Variance Positive (Negative) |
|-------------------------------------|-------------------------|---------------------|--|------------------------------------|
| | <u>Original</u> | <u>Final</u> | | |
| Revenues: | | | | |
| Revenue from Local Sources: | | | | |
| Taxes: | | | | |
| Ad Valorem Taxes | \$275,000.00 | \$275,000.00 | \$ 278,095.37 | \$ 3,095.37 |
| Prior Years' Ad Valorem Taxes | 2,000.00 | 2,000.00 | 2,077.33 | 77.33 |
| Mobile Home Taxes | 500.00 | 500.00 | 269.55 | (230.45) |
| Penalties and Interest on Taxes | 500.00 | 500.00 | 395.17 | (104.83) |
| Total Revenue | <u>278,000.00</u> | <u>278,000.00</u> | <u>280,837.42</u> | <u>2,837.42</u> |
| Expenditures: | | | | |
| Instruction: | | | | |
| Regular Programs: | | | | |
| Elementary | 27,400.00 | 27,400.00 | 27,142.86 | 257.14 |
| Middle/Junior High | 13,100.00 | 13,100.00 | 12,881.41 | 218.59 |
| High School | 15,600.00 | 15,600.00 | 15,436.46 | 163.54 |
| Special Programs: | | | | |
| Gifted | 400.00 | 400.00 | 353.09 | 46.91 |
| Culturally Different | 300.00 | 300.00 | 337.21 | (37.21) |
| Educational Deprived | 600.00 | 600.00 | 572.45 | 27.55 |
| Support Services: | | | | |
| Pupils: | | | | |
| Attendance and Social Work | 100.00 | 100.00 | 80.53 | 19.47 |
| Guidance | 2,600.00 | 2,600.00 | 2,557.15 | 42.85 |
| Health | 600.00 | 600.00 | 569.08 | 30.92 |
| Instructional Staff: | | | | |
| Improvement of Instruction | 1,200.00 | 1,200.00 | 1,237.00 | (37.00) |
| Educational Media | 3,100.00 | 3,100.00 | 2,962.50 | 137.50 |
| General Administration: | | | | |
| Executive Administration | 2,900.00 | 2,900.00 | 2,236.75 | 663.25 |
| School Administration: | | | | |
| Office of Principal | 6,600.00 | 6,600.00 | 6,512.29 | 87.71 |
| Other | 400.00 | 400.00 | 338.92 | 61.08 |
| Business: | | | | |
| Fiscal Services | 1,500.00 | 1,500.00 | 1,530.90 | (30.90) |
| Operation and Maintenance of Plant | 7,700.00 | 7,700.00 | 7,351.11 | 348.89 |
| Pupil Transportation | 1,600.00 | 1,600.00 | 1,462.99 | 137.01 |
| Internal Services | 400.00 | 400.00 | 321.14 | 78.86 |
| Community Services: | | | | |
| Community Education | 400.00 | 400.00 | 423.04 | (23.04) |
| Nonprogrammed Charges: | | | | |
| Early Retirement Payments | 240,600.00 | 240,600.00 | 240,360.21 | 239.79 |
| Cocurricular Activities: | 2,600.00 | 2,600.00 | 2,615.28 | (15.28) |
| Total Expenditures | <u>329,700.00</u> | <u>329,700.00</u> | <u>327,282.37</u> | <u>2,417.63</u> |
| Net Change in Fund Balances | (51,700.00) | (51,700.00) | (46,444.95) | 5,255.05 |
| Fund Balance - July 1, 2006 | <u>260,665.08</u> | <u>260,665.08</u> | <u>260,665.08</u> | |
| FUND BALANCE - JUNE 30, 2007 | <u>\$208,965.08</u> | <u>\$208,965.08</u> | <u>\$ 214,220.13</u> | <u>\$ 5,255.05</u> |

BRANDON VALLEY SCHOOL DISTRICT NO. 49-2
NOTES TO THE REQUIRED SUPPLEMENTARY INFORMATION

NOTE 1 – BUDGET AND BUDGETARY ACCOUNTING

The School District followed these procedures in establishing the budgetary data reflected in the financial statements:

1. Prior to the first regular board meeting in May of each year the board causes to be prepared a proposed budget for the next fiscal year according to the budgetary standards prescribed by the Auditor General.
2. The proposed budget is considered by the board at the first regular meeting held in the month of May of each year.
3. The proposed budget is published for public review no later than July 15 each year.
4. Public hearings are held to solicit taxpayer input prior to the approval of the budget.
5. Before October 1 of each year, the board must approve the budget for the ensuing fiscal year for each fund, except fiduciary funds.
6. After adoption by the board, the operating budget is legally binding and actual expenditures of each fund cannot exceed the amounts budgeted, except as indicated in number 8.
7. A line item for contingencies may be included in the annual budget. Such a line item may not exceed 5 percent of the total school district budget and may be transferred by resolution of the board to any other budget category, except for capital outlay, that is deemed insufficient during the year.
8. If it is determined, during the year, that sufficient amounts have not been budgeted, state statute allows the adoption of supplemental budgets when moneys are available to increase legal spending authority.
9. Unexpended appropriations lapse at year-end unless encumbered by resolution of the board.
10. Formal budgetary integration is employed as a management control device during the year for the General Fund and each major special revenue fund.
11. Budgets for the General Fund and each major special revenue fund are adopted on a basis consistent with generally accepted accounting principles (GAAP).

NOTE 2- GAAP/BUDGETARY ACCOUNTING BASIS DIFFERENCES

The financial statements prepared in conformity with USGAAP present capital outlay expenditure information in a separate category of expenditures. Under the budgetary basis of accounting, capital outlay expenditures are reported within the function to which they relate.

**BRANDON VALLEY SCHOOL DISTRICT NO. 49-2
SCHEDULE OF EXPENDITURES OF FEDERAL AWARDS
FOR THE YEAR ENDED JUNE 30, 2007**

| <u>Federal Grantor/Pass-Through Grantor</u> | <u>Federal CFDA Number</u> | <u>Pass-Through Grantor's Number</u> | <u>Expenditures Amount 2006</u> |
|---|------------------------------------|--|---|
| U.S. Department of Agriculture: | | | |
| Pass-Through the SD Department of Education: | | | |
| Food Distribution (Commodities Used) | 10.550 | N/A | \$ 58,728.53 |
| Child Nutrition Cluster:(Note 4) | | | |
| School Breakfast Program | 10.553 | N/A | 27,023.10 |
| National School Lunch Program | 10.555 | N/A | <u>202,318.54</u> |
| Total U.S. Department of Agriculture | | | <u>288,070.17</u> |
| Pass-Through the SD Department of Education: | | | |
| Safe and Drug Free Schools and Communities | | | |
| State Grant Title IV | 84.186 | N/A | 15,097.00 |
| Title I Grants to Local Educational Agencies | 84.010A | N/A | 77,345.00 |
| Special Education - Grants for Infants and Families with Disabilities - Idea Part C | | | |
| Special Education Cluster: (Note 2 & 3) | | | |
| Special Education - Grants to States (IDEA, Part B, P.L. 102-119) | 84.027 | N/A | 434,761.00 |
| Special Education-Preschool Grants (IDEA, Part B, Section 619, P.L. 102-119) | 84.173 | N/A | 17,548.00 |
| Innovative Education Program Strategies (Title VI) | 84.298 | N/A | 9,193.00 |
| Education Technology State Grant | 84.318 | N/A | 2,262.00 |
| Tech-Prep Education | 84.243 | N/A | 955.00 |
| Curriculum Mapping | 84.336 | N/A | 18,642.00 |
| Improving Teacher Quality State Grants(Note 3) | 84.367 | N/A | <u>97,883.00</u> |
| Total U.S. Department of Education | | | <u>678,460.16</u> |
| Other Federal Assistance: | | | |
| Medicaid Administration Payments | 93.788 | N/A | <u>85,117.00</u> |
| Grand Total | | | <u>\$ 1,051,647.33</u> |

**BRANDON VALLEY SCHOOL DISTRICT NO. 49-2
SCHEDULE OF EXPENDITURES OF FEDERAL AWARDS
FOR THE YEAR ENDED JUNE 30, 2007**

NOTE 1: The accompanying Schedule of Expenditures of Federal awards include the federal grant activity of Brandon Valley School District, and is presented on the modified accrual basis of accounting. The information in this schedule is presented in accordance with the requirements of OMB Circular A-133, "Audits of State, Local Governments, and Non-Profit Organizations." Therefore some amounts presented in this schedule may differ from amounts presented in, or used in the preparation of, the basic financial statements.

NOTE 2: Federal reimbursements are not based on specific expenditures. Therefore, the amounts reported here represent cash received rather than federal expenditures.

NOTE 3: This represents a major federal financial assistance program.

NOTE 4: The amounts reflect cash received. Federal reimbursements are based on approved rates for services provided rather than reimbursement for specific expenditures.



BRANDON VALLEY SCHOOL DISTRICT 49-2

Administration Center

301 South Splitrock Boulevard, Brandon, SD 57005-1651

Phone (605) 582-2049

Business Office (605) 582-2058

Fax (605) 582-7456

David M. Pappone, Superintendent
Paul J. Lundberg, Business Manager
Todd R. Williams, Operations Manager

BOARD OF EDUCATION

Mike Klumpp, President
Jean Bender, Vice President
Gregg Ode, Member
Jay Rasmussen, Member
Renee Ullom, Member

"We Prepare for the Future Together"
NCA ACCREDITED K-12

CORRECTIVE PLAN OF ACTION

Brandon Valley School District 49-2 has considered the audit finding relating to the lack of segregation of duties for revenues. At this time is it not cost efficient for Brandon Valley School District 49-2 to hire the additional staff needed to achieve the desired and required segregation of duties. Alternate procedures have been implemented by Brandon Valley School District 49-2 to decrease the likelihood that financial data is adversely affected.

Brandon Valley School District 49-2 will continue to monitor the necessity to have segregation of duties for revenues and implement such a segregation as budget dollars and board authority allows.

David M. Pappone
Superintendent

Paul J. Lundberg
Business Manager