

Brandon Valley School District
Distance Learning Plans
December 21-23, 2020

Kindergarten



Brandon Valley School District Distance Learning Plan

LESSON/UNIT: Winter Holiday

SUBJECT/GRADE: Kindergarten (Cross-Curricular)

DATES: December 21-25

What do students need to do?

[BV Week at a Glance video](#)

Note: Your classroom teacher may plan different cross-curricular learning activities.

Monday (12/21): Reading

- Watch the BV Week at a Glance Video!**
- Create a letter K flashcard! Brainstorm and write a list of words that begin with letter K! Practice writing uppercase and lowercase K's. (K.L.1, K.RF.3)
- Create a flashcard for the new sight word, **look**. Read it, spell it, and use it in a sentence. On a piece of paper, rainbow write the new sight word OR choose a sight word game to play! (K.RF.2, K.RF.3)
- Reading:** Listen to Miss Lewis read "The Polar Express" (found on the Seesaw template) OR use the following Youtube Link. Ask an adult to answer questions you may have about the story (K.SL.2, K.SL.3).
<https://www.youtube.com/watch?v=4Mzlm4aPaJU>
- After listening to the story, complete the Story Sequence page in the handouts. Explain your story sequence to an adult. (K.SL.6)

Tuesday (12/22):


- Math:** Today we are going to practice measuring objects by using mini marshmallows! If you don't have mini marshmallows, you can use something similar in size. Complete Marshmallow Measurement in the handouts. (K.MD.A.1)
- Cross-Curricular:** Oh no! The little boy in the story lost his jingle bell. He needs your help getting the jingle bell back from the North Pole. The maze you build should have a wall around the outside to keep the jingle bell inside and there should be multiple turns throughout the maze. You will complete the jingle bell maze by holding the side of the maze with two hands and guiding the jingle bell through the obstacle. (Use materials from around your house. Suggested materials are- straws, cardboard, bell, tape, crayons or markers. (ETS1-1, ETS1-2, ETS1-3)

Wednesday (12/23):

- Social Studies:** Complete A Special Present for the North Pole in the handouts. (K.E.1.1, K.L.1)
- Cross-Curricular:** Challenge! You may not use your hands to complete the maze today. Use a straw to guide the jingle bell through the obstacle. Once you are done, reflect on what you liked about your maze and what you would have done to make it better. (ETS1-3)


Thursday (12/24): NO SCHOOL

Friday (12/25): NO SCHOOL



What do students need to submit?
How can students submit their work?

Submit the Following:
☐ NOTHING TO SUBMIT THIS WEEK
Submit Work Via:
1. Electronically via [Seesaw](#) (preferred method)
2. Email it to the teacher
3. Drop off at school



What standards do the lessons cover?

- **K.MD.A.1-** Describe measurable attributes of objects, such as length or weight. Describe several measurable attributes of a single object.
- **K.MD.A.2-** Directly compare two objects with a measurable attribute in common, to see which object has “more of”/”less of” the attribute, and describe the difference. *For example, directly compare the heights of two children and describe one child as taller/shorter.*
- **K.RF.3** Know and apply grade-level phonics and word analysis skills in decoding words. a. Demonstrate one-to-one letter-sound correspondences by producing the primary sound for each consonant. b. Associate the long and short sounds for the five vowels.
- **K.L.1** Demonstrate command of the conventions of standard English grammar and usage when writing or speaking. a. Print all uppercase (capital) and lowercase letters of the alphabet using correct formation. b. Use frequently occurring nouns and verbs. c. Form regular plural nouns orally by adding /s/ or /es/.
- **K.RF.2** Demonstrate understanding of spoken words, syllables, and sounds (phonemes) c. Blend and segment onsets and rimes of single-syllable spoken words
- **K.SL.2** Confirm understanding from a source of information by asking and answering questions about key details and requesting clarification if something is not understood.
- **K.SL.3** Ask and answer questions in order to seek help, get information, or clarify something that is not understood
- **K.SL.6** Speak audibly and express thoughts, feelings, and ideas clearly.
- **K.E.1.1** Describe the difference between wants and needs.
- **K-2-ETS1-1.** Ask questions, make observations, and gather information about a situation people want to change to define a simple problem that can be solved through the development of a new or improved object or tool.
- **K-2-ETS1-2.** Develop a simple sketch, drawing, or physical model to illustrate how the shape of an object helps it function as needed to solve a given problem.
- **K-2-ETS1-3.** Analyze data from tests of two objects

What materials do students need?
What extra resources can students use?

If you do not have access to the required materials, contact your teacher.
Required Materials:

- Story Sequence
- Marshmallow Measuring
- A Special Present for the North Pole

Optional Materials:

- Jingle Bell


	<ul style="list-style-type: none"> ● Straws ● Cardboard ● Tape
<p>What can students do if they finish early?</p>	<ul style="list-style-type: none"> ● Read a book ● Practice sight words ● Practice letter flashcards
<p>Who can we contact if we have questions?</p>	<p><u>Brandon Elementary</u> Building Principal: Mr. Horst- merle.horst@k12.sd.us Teachers: Ms. Karl- Erica.Karl@k12.sd.us Ms. Osheim- Laryssa.Osheim@k12.sd.us Ms. Moots- Kimberly.Moots@k12.sd.us Ms. Rasmussen- Jessica.Rasmussen@k12.sd.us Mr. Van Sloten- Jerrid.VanSloten@k12.sd.us</p> <p><u>Robert Bennis Elementary</u> Building Principal: Ms. Hofkamp- kristin.hofkamp@k12.sd.us Teachers: Ms. Boscaljon- Marcel.Boscaljon@k12.sd.us Ms. Ernste- Amber.Ernste@k12.sd.us Ms. Huber- Paula.Huber@k12.sd.us Ms. Sandager- Emily.Sandager@k12.sd.us Ms. Uithoven- Cassie.Uithoven@k12.sd.us</p> <p><u>Fred Assam Elementary</u> Building Principal: Ms. Foster- susan.foster@k12.sd.us Teachers: Ms. Becker- Kimberly.Becker@k12.sd.us Ms. Feenstra- Tina.Feenstra@k12.sd.us Ms. Kroger- Chelsea.Kroger@k12.sd.us Ms. Nuebel- Jill.Nuebel@k12.sd.us Ms. Williamson- Leah.Williamson@k12.sd.us</p> <p><u>Valley Springs Elementary</u> Building Principal: Ms. Palmer- tanya.palmer@k12.sd.us Teacher: Ms. Rasmussen- Emily.Rasmussen@k12.sd.us</p>
<p>Notes: Have a great Winter Break! You are so LOVED!</p>	

Brandon Valley School District Distance Learning Plan

LESSON/UNIT: Seasonal Stories

SUBJECT/GRADE: Kindergarten Library

DATES: Dec. 21 - 25



What do students need to do? Link to BV Library instructional video.	<p>Monday (12/21):</p> <ul style="list-style-type: none"> <input type="checkbox"/> Watch the Library instructional video (link can be found in the upper left corner of this document). <input type="checkbox"/> Read and listen to the story <i>The Three Bears' Christmas</i> by Kathy Duval https://www.youtube.com/watch?v=-z_90wgsJk <p>Tuesday (12/22):</p> <ul style="list-style-type: none"> <input type="checkbox"/> Read and listen to the story <i>Stick Man</i> by Julia Donaldson https://www.youtube.com/watch?v=qhfLzw9Gf6Q <p>Wednesday (12/23):</p> <ul style="list-style-type: none"> <input type="checkbox"/> Read and listen to the story <i>Bear Stays Up</i> by Karma Wilson https://www.youtube.com/watch?v=1RsMvJ604UQ <p>Thursday (12/24):</p> <ul style="list-style-type: none"> <input type="checkbox"/> No School <p>Friday (12/25):</p> <ul style="list-style-type: none"> <input type="checkbox"/> No School
What do students need to submit? How can students submit their work?	<p>Submit the Following (Optional): Nothing to submit this week. Enjoy the stories and your winter break!</p> <p>Submit Work Via:</p> <ol style="list-style-type: none"> 1. Email it to the teacher 2. Drop off at school
What standards do the lessons cover?	KG.LIB.TL.1.2 - Read, listen, and view for recreation and personal growth.
What materials do students need?	Required Materials: <ul style="list-style-type: none"> ● No additional materials required

<p>What can students do if they finish early?</p>	<p>Typing Club Jungle Junior https://www.typingclub.com/login.html Epic https://www.getepic.com/sign-in</p>
<p>Who can we contact if we have questions?</p>	<p><u>District Librarians:</u> Ms. Erickson: Mary.Erickson@k12.sd.us Ms. Klenner: Pamela.Klenner@k12.sd.us <u>Brandon Elementary</u> Building Principal: Mr. Horst- Merle.Horst@k12.sd.us <u>Robert Bennis Elementary</u> Building Principal: Ms. Hofkamp- Kristin.Hofkamp@k12.sd.us <u>Fred Assam Elementary</u> Building Principal: Ms. Foster- Susan.Foster@k12.sd.us <u>Valley Springs Elementary</u> Building Principal: Ms. Palmer- Tanya.Palmer@k12.sd.us</p>
<p><u>Notes:</u></p>	