

Brandon Valley School District  
Distance Learning Plans  
December 21-23, 2020

Grade 3




# Brandon Valley School District Distance Learning Plan


LESSON/UNIT: Review Week

SUBJECT/GRADE: 3rd Math


DATES: December 21st-23rd



|   |   |
|---|---|
| <p>What do students need to do?</p> <p><a href="#">Link to BV Week at a Glance Instructional Video</a></p> <p><b>Note:</b> Classroom teachers may plan alternative review assignments for these three days.</p> | <p><b>Monday (12/21) Review: Multiplication and Division</b></p> <ul style="list-style-type: none"> <li><input type="checkbox"/> Watch the BV Week at a Glance instructional video.</li> </ul> <p><u>DL Cohort Students - view daily instructional videos for examples and pause the videos before checking your answers. Traditional Students - contact your classroom teacher if you have any questions.</u></p> <ul style="list-style-type: none"> <li><input type="checkbox"/> Complete <b>Standardized Test Practice</b> pages 203-204, problems 1-12. (3.OA.7)</li> </ul> <p><b>Tuesday (12/22) Review: Multiplication and Division</b></p> <p><u>DL Cohort Students - view daily instructional videos for examples and pause the videos before checking your answers. Traditional Students - contact your classroom teacher if you have any questions.</u></p> <ul style="list-style-type: none"> <li><input type="checkbox"/> Complete <b>Fluency Practice</b> page located in handouts. (3.OA.7)</li> </ul> <p><b>Wednesday (12/23) Review: Multiplication and Division</b></p> <p><u>DL Cohort Students - view daily instructional videos for examples and pause the videos before checking your answers. Traditional Students - contact your classroom teacher if you have any questions.</u></p> <ul style="list-style-type: none"> <li><input type="checkbox"/> Complete <b>Mystery Multiplication page</b> located in handouts. (3.OA.7)</li> </ul> <p><b>Thursday (12/24) No School</b></p> <p><b>Friday (12/25) No School</b></p> |
|---|---|



|   |   |
|---|---|
| <p>What do students need to submit? How can students submit their work?</p> | <p>Submit the Following:</p> <ul style="list-style-type: none"> <li><input type="checkbox"/> Nothing to submit</li> </ul> <p>Submit Work Via:</p> <ol style="list-style-type: none"> <li>1. Electronically via Seesaw (preferred method, if possible)</li> <li>2. Email it to the teacher</li> <li>3. Drop off at school</li> </ol> |
|---|---|



|   |   |
|---|---|
| <p>What standards do the lessons cover?</p> | <p><b>3.OA.7</b> Multiply and divide within 100</p> |
|---|---|

|   |  |
|---|--|
| <p>What materials do students need?<br/>What extra resources can students use?</p>        | <p><b>If you do not have access to the materials you need, contact your teacher.</b></p> <p>Required Materials:</p> <ul style="list-style-type: none"> <li>● Handouts</li> <li>● Pencil</li> </ul> <p>Extra Resources:</p> <ul style="list-style-type: none"> <li>● Scissors</li> <li>● Tape Measure</li> </ul>  |
| <p>What can students do if they finish early?</p>   | <ul style="list-style-type: none"> <li>● Freckle - <a href="http://www.freckle.com">www.freckle.com</a></li> </ul>   |
| <p>Who can we contact if we have questions?</p>   | <p><b><u>Brandon Elementary</u></b><br/> <b>Building Principal:</b><br/> Mr. Horst- <a href="mailto:merle.horst@k12.sd.us">merle.horst@k12.sd.us</a><br/> <b>Teachers:</b><br/> Ms. Freeborn <a href="mailto:blossom.freeborn@k12.sd.us">blossom.freeborn@k12.sd.us</a><br/> Ms. Flint- <a href="mailto:Jill.Flint@k12.sd.us">Jill.Flint@k12.sd.us</a><br/> Mr. Kramer- <a href="mailto:Brent.Kramer@k12.sd.us">Brent.Kramer@k12.sd.us</a></p> <p>Mr. Johnson- <a href="mailto:Andy.Johnson@k12.sd.us">Andy.Johnson@k12.sd.us</a><br/> Mr. Gappa - <a href="mailto:matthew.gappa@k12.sd.us">matthew.gappa@k12.sd.us</a><br/> <b><u>Robert Bennis Elementary</u></b><br/> <b>Building Principal:</b><br/> Ms. Hofkamp- <a href="mailto:Kristin.Hofkamp@k12.sd.us">Kristin.Hofkamp@k12.sd.us</a><br/> <b>Teachers:</b><br/> Mr. Bobzien- <a href="mailto:Adam.Bobzien@k12.sd.us">Adam.Bobzien@k12.sd.us</a><br/> Mr. Ganschow- <a href="mailto:Jeff.Ganschow@k12.sd.us">Jeff.Ganschow@k12.sd.us</a><br/> Ms. Pederson- <a href="mailto:Jill.Pederson@k12.sd.us">Jill.Pederson@k12.sd.us</a><br/> Ms. Rozier- <a href="mailto:danylle.rozier@k12.sd.us">danylle.rozier@k12.sd.us</a><br/> <b><u>Fred Assam Elementary</u></b><br/> <b>Building Principal:</b><br/> Ms. Foster- <a href="mailto:susan.foster@k12.sd.us">susan.foster@k12.sd.us</a><br/> <b>Teachers:</b><br/> Ms. Schacht- <a href="mailto:Hayley.Schacht@k12.sd.us">Hayley.Schacht@k12.sd.us</a><br/> Ms. Jones- <a href="mailto:Deb.Jones@k12.sd.us">Deb.Jones@k12.sd.us</a><br/> Ms. Kieffer- <a href="mailto:Michelle.Kieffer@k12.sd.us">Michelle.Kieffer@k12.sd.us</a><br/> Ms. Van Leur- <a href="mailto:Chelsea.Vanleur@k12.sd.us">Chelsea.Vanleur@k12.sd.us</a><br/> <b><u>Valley Springs Elementary</u></b><br/> <b>Building Principal:</b><br/> Ms. Palmer- <a href="mailto:tanya.palmer@k12.sd.us">tanya.palmer@k12.sd.us</a><br/> <b>Teacher:</b><br/> Ms. Abens- <a href="mailto:lindsey.abens@k12.sd.us">lindsey.abens@k12.sd.us</a></p> |
| <p><b>Notes: Remember to practice your multiplication and division facts at home.</b></p> |  |

# Brandon Valley School District Distance Learning Plan

LESSON/UNIT: Review Week

SUBJECT/GRADE: Reading

DATES: December 21st-23rd



|  |  |
|--|--|
| <p>What do students need to do?</p> <p><a href="#"><u>Link to BV Week at a Glance Instructional Video</u></a></p> <p><b>Note:</b> Classroom teachers may plan alternative review assignments for these three days.</p> | <p><b>Monday (12/21) Review: Graphic Sources; Contractions</b></p> <ul style="list-style-type: none"> <li><input type="checkbox"/> Watch the BV Week at a Glance instructional video.</li> <li><input type="checkbox"/> In the nonfiction article titled, “<b>The Moon</b>” (located in handouts). When finished, answer questions 1-3. Complete <b>Contractions</b> page 197. (3.RI.1 3.L.1)</li> </ul> <p><b>Tuesday (12/22) Review: Spellings /j/, /s/, /k/</b></p> <ul style="list-style-type: none"> <li><input type="checkbox"/> Complete <b>Spelling of /j/, /s/, /k/</b> page 237 located in handouts. (3.RF.3)</li> </ul> <p><b>Wednesday (12/23) Review: Past, Present, and Future Tenses</b></p> <ul style="list-style-type: none"> <li><input type="checkbox"/> Complete <b>Past, Present and Future Tenses page 240</b> located in your handouts.(3.L.1)</li> <li><input type="checkbox"/> <b><i>(Optional) Snowflake Activity</i></b> Complete the <b>SF1 page</b> located in your handouts. Fold on the dotted lines making sure this image is still visible. Cut along the heavy black lines. When done cutting, unfold to see the snowflake. When finished, write a story about your snowflake! Try to use the past, present, and future tenses in your writing.</li> </ul> |
| <p>What do students need to submit?<br/>How can students submit their work?</p>  | <p>Submit the Following:</p> <ul style="list-style-type: none"> <li><input type="checkbox"/> (Optional) Send a picture through Seesaw of the snowflake story you created!</li> </ul> <p>Submit Work Via:</p> <ol style="list-style-type: none"> <li>1. Electronically via Seesaw (preferred method, if possible)</li> <li>2. Email it to the teacher</li> <li>3. Drop off at school</li> </ol>   |
| <p>What standards do the lessons cover?</p>  | <p><b>3.RI.1</b> Ask and answer questions to demonstrate understanding of a text, referring explicitly to the text as the basis for the answers.</p> <p><b>3.L.1</b> Demonstrate command of the conventions of standard English grammar and usage when writing or speaking.</p> <p><b>3.RF.3</b> Know and apply grade-level phonics and word analysis skills in decoding words.</p>  |
| <p>What materials do students need?<br/>What extra resources can students use?</p>   | <p><b>If you do not have access to the materials you need, contact your teacher.</b></p> <p>Required Materials:</p> <ul style="list-style-type: none"> <li>● Handouts</li> <li>● Pencil</li> </ul> <p>Extra Resources:</p> <ul style="list-style-type: none"> <li>● Scissors</li> <li>● Tape Measure</li> </ul>  |
| <p>What can students do if they finish early?</p>  | <ul style="list-style-type: none"> <li>● Freckle - <a href="http://www.freckle.com">www.freckle.com</a></li> </ul>   |

Who can we contact if we have questions?

**Brandon Elementary**

**Building Principal:**

Mr. Horst- [merle.horst@k12.sd.us](mailto:merle.horst@k12.sd.us)

**Teachers:**

Ms. Freeborn [blossom.freeborn@k12.sd.us](mailto:blossom.freeborn@k12.sd.us)

Ms. Flint- [Jill.Flint@k12.sd.us](mailto:Jill.Flint@k12.sd.us)

Mr. Kramer- [Brent.Kramer@k12.sd.us](mailto:Brent.Kramer@k12.sd.us)

Mr. Johnson- [Andy.Johnson@k12.sd.us](mailto:Andy.Johnson@k12.sd.us)

Mr. Gappa - [matthew.gappa@k12.sd.us](mailto:matthew.gappa@k12.sd.us)

**Robert Bennis Elementary**

**Building Principal:**

Ms. Hofkamp- [Kristin.Hofkamp@k12.sd.us](mailto:Kristin.Hofkamp@k12.sd.us)

**Teachers:**

Mr. Bobzien- [Adam.Bobzien@k12.sd.us](mailto:Adam.Bobzien@k12.sd.us)

Mr. Ganschow- [Jeff.Ganschow@k12.sd.us](mailto:Jeff.Ganschow@k12.sd.us)

Ms. Pederson- [Jill.Pederson@k12.sd.us](mailto:Jill.Pederson@k12.sd.us)

Ms. Rozier- [danylle.rozier@k12.sd.us](mailto:danylle.rozier@k12.sd.us)

**Fred Assam Elementary**

**Building Principal:**

Ms. Foster- [susan.foster@k12.sd.us](mailto:susan.foster@k12.sd.us)

**Teachers:**

Ms. Schacht- [Hayley.Schacht@k12.sd.us](mailto:Hayley.Schacht@k12.sd.us)

Ms. Jones- [Deb.Jones@k12.sd.us](mailto:Deb.Jones@k12.sd.us)

Ms. Kieffer- [Michelle.Kieffer@k12.sd.us](mailto:Michelle.Kieffer@k12.sd.us)

Ms. Van Leur- [Chelsea.Vanleur@k12.sd.us](mailto:Chelsea.Vanleur@k12.sd.us)

**Valley Springs Elementary**

**Building Principal:**

Ms. Palmer- [tanya.palmer@k12.sd.us](mailto:tanya.palmer@k12.sd.us)

**Teacher:**

Ms. Abens- [lindsey.abens@k12.sd.us](mailto:lindsey.abens@k12.sd.us)


**Notes: Keep reading for 20 minutes every night!**

# Brandon Valley School District Distance Learning Plan


LESSON/UNIT: Review Week

SUBJECT/GRADE: 3rd Science/Social Studies


DATES: December 21st-23rd



|  |  |
|--|--|
| <p>What do students need to do?</p> <p><a href="#"><u>Link to BV Week at a Glance Instructional Video</u></a></p> <p><b>Note:</b> Classroom teachers may plan alternative review assignments for these three days.</p> | <p><b>Monday (12/21) Review: Animals Through Time</b></p> <ul style="list-style-type: none"> <li><input type="checkbox"/> Watch the BV Week at a Glance instructional video.</li> <li><input type="checkbox"/> <b>Science - Watch the Mystery Science Lesson:</b> “How long can people (and animals) survive in outer space?” Discuss the questions throughout the video with someone at home. Video link and transcripts included in handouts. (3-LS3-2)</li> </ul> <p><b>Tuesday (12/22) Review: Ancient Civilizations</b></p> <ul style="list-style-type: none"> <li><input type="checkbox"/> <b>Social Studies</b> - Read pages 2-7 in your <b>Ancient Civilizations Magazine</b>. After reading, discuss the following questions with someone at home: Why did the ancient Egyptians build pyramids? Why was papyrus a significant invention? Then, generate a question you have about ancient Egyptians. (Optional): Research your question with someone at home! (3.H.2.1)</li> </ul> <p><b>Wednesday (12/23) Review: Animals Through Time</b></p> <ul style="list-style-type: none"> <li><input type="checkbox"/> <b>(Optional) Science:</b> Complete the <b>Exploration</b> part of the Mystery Science video “How long can people (and animals) survive in outer space?” You can use the <b>Traits in Space Worksheet</b> (located in handouts) to complete this optional activity. <i>(Answer key included)</i>. (3-LS3-2)</li> </ul> |
|--|--|



|   |   |
|---|---|
| <p>What do students need to submit? How can students submit their work?</p> | <p>Submit the Following:</p> <ul style="list-style-type: none"> <li><input type="checkbox"/> Nothing to submit</li> </ul> <p>Submit Work Via:</p> <ol style="list-style-type: none"> <li>1. Electronically via Seesaw (preferred method, if possible)</li> <li>2. Email it to the teacher</li> <li>3. Drop off at school</li> </ol> |
|---|---|



|   |  |
|---|--|
| <p>What standards do the lessons cover?</p> | <p><b>3-LS3-2</b> Use evidence to support the explanation that traits can be influenced by the environment.</p> <p><b>3.H.2.1</b> Generate questions about individuals and groups who have shaped significant historical changes and continuities.</p> |
|---|--|

|  |   |
|--|---|
| <p>What materials do students need?<br/>What extra resources can students use?</p> | <p><b>If you do not have access to the materials you need, contact your teacher.</b></p> <p>Required Materials:</p> <ul style="list-style-type: none"> <li>● Handouts</li> <li>● Pencil</li> </ul> <p>Extra Resources:</p> <ul style="list-style-type: none"> <li>● Scissors</li> <li>● Tape Measure</li> </ul> |
|--|---|


|   |  |
|---|--|
| <p>What can students do if they finish early?</p>   | <ul style="list-style-type: none"> <li>● <b>NGSS aligned experiments:</b><br/> <a href="https://www.hookedonscience.org/nextgenerationsciencestandards.html">https://www.hookedonscience.org/nextgenerationsciencestandards.html</a></li> <li>● <b>NASA at Home</b> <a href="https://www.nasa.gov/specials/nasaathome/index.html">https://www.nasa.gov/specials/nasaathome/index.html</a></li> <li>● Try one of the Amazing Inventions: Activities in your Amazing Inventions SS Magazine</li> <li>● Read or listen to books on Epic! related to inventions/Ancient Civilizations<br/> <a href="http://www.getepic.com">www.getepic.com</a></li> <li>● Explore inventions/inventors on the website <a href="http://www.wonderopolis.org">www.wonderopolis.org</a></li> </ul>   |
| <p>Who can we contact if we have questions?</p>   | <p><b><u>Brandon Elementary</u></b><br/> <b>Building Principal:</b><br/> Mr. Horst- <a href="mailto:merle.horst@k12.sd.us">merle.horst@k12.sd.us</a><br/> <b>Teachers:</b><br/> Ms. Freeborn <a href="mailto:blossom.freeborn@k12.sd.us">blossom.freeborn@k12.sd.us</a><br/> Ms. Flint- <a href="mailto:Jill.Flint@k12.sd.us">Jill.Flint@k12.sd.us</a><br/> Mr. Kramer- <a href="mailto:Brent.Kramer@k12.sd.us">Brent.Kramer@k12.sd.us</a><br/> Mr. Johnson- <a href="mailto:Andy.Johnson@k12.sd.us">Andy.Johnson@k12.sd.us</a><br/> Mr. Gappa - <a href="mailto:matthew.gappa@k12.sd.us">matthew.gappa@k12.sd.us</a></p> <p><b><u>Robert Bennis Elementary</u></b><br/> <b>Building Principal:</b><br/> Ms. Hofkamp- <a href="mailto:Kristin.Hofkamp@k12.sd.us">Kristin.Hofkamp@k12.sd.us</a><br/> <b>Teachers:</b><br/> Mr. Bobzien- <a href="mailto:Adam.Bobzien@k12.sd.us">Adam.Bobzien@k12.sd.us</a><br/> Mr. Ganschow- <a href="mailto:Jeff.Ganschow@k12.sd.us">Jeff.Ganschow@k12.sd.us</a><br/> Ms. Pederson- <a href="mailto:Jill.Pederson@k12.sd.us">Jill.Pederson@k12.sd.us</a><br/> Ms. Rozier- <a href="mailto:danylle.rozier@k12.sd.us">danylle.rozier@k12.sd.us</a></p> <p><b><u>Fred Assam Elementary</u></b><br/> <b>Building Principal:</b><br/> Ms. Foster- <a href="mailto:susan.foster@k12.sd.us">susan.foster@k12.sd.us</a><br/> <b>Teachers:</b><br/> Ms. Schacht- <a href="mailto:Hayley.Schacht@k12.sd.us">Hayley.Schacht@k12.sd.us</a><br/> Ms. Jones- <a href="mailto:Deb.Jones@k12.sd.us">Deb.Jones@k12.sd.us</a><br/> Ms. Kieffer- <a href="mailto:Michelle.Kieffer@k12.sd.us">Michelle.Kieffer@k12.sd.us</a><br/> Ms. Van Leur- <a href="mailto:Chelsea.Vanleur@k12.sd.us">Chelsea.Vanleur@k12.sd.us</a></p> <p><b><u>Valley Springs Elementary</u></b><br/> <b>Building Principal:</b><br/> Ms. Palmer- <a href="mailto:tanya.palmer@k12.sd.us">tanya.palmer@k12.sd.us</a><br/> <b>Teacher:</b><br/> Ms. Abens- <a href="mailto:lindsey.abens@k12.sd.us">lindsey.abens@k12.sd.us</a></p> |
| <p><b>Notes: Weird but True: The first microwave oven was almost as tall as a refrigerator!</b></p> |  |

# Brandon Valley School District Distance Learning Plan


LESSON/UNIT: Ugly Sweater

SUBJECT/GRADE: Art/3rd Grade


DATES: 12/21- 12/23



|   |  |
|---|--|
| <p>What do students need to do?</p> <p><a href="#"><u>Link to BV Art instructional video.</u></a></p> | <p><b>Monday (12/21):</b></p> <ul style="list-style-type: none"> <li><input type="checkbox"/> Watch the Art instructional video (link can be found in the upper left corner of this document).</li> <li><input type="checkbox"/> Day 1: Ugly Sweater: Design and draw your ugly sweater. Use the idea sheets or create your own ideas to use to decorate your sweater. You can make it “ugly,” funny, cute. The options are endless! Be creative!</li> </ul> <p><b>Tuesday (12/22):</b></p> <ul style="list-style-type: none"> <li><input type="checkbox"/> Day 2: Ugly Sweater: Trace your designs with a black marker.</li> </ul> <p><b>Wednesday (12/23):</b></p> <ul style="list-style-type: none"> <li><input type="checkbox"/> Day 3: Ugly Sweater: Color and decorate! Be creative, you can use anything you have at home to help you decorate your sweater!</li> </ul> <p><b>Thursday (12/24):</b></p> <ul style="list-style-type: none"> <li><input type="checkbox"/> No School</li> </ul> <p><b>Friday (12/25):</b></p> <ul style="list-style-type: none"> <li><input type="checkbox"/> No School</li> </ul> |
|---|--|



|   |   |
|---|---|
| <p>What do students need to submit?<br/>How can students submit their work?</p> | <p>Submit the Following (Optional):</p> <ul style="list-style-type: none"> <li><input type="checkbox"/> 1. Take a picture of your sweater.</li> </ul> <p>Submit Work Via:</p> <ol style="list-style-type: none"> <li>1. Email it to the teacher</li> <li>2. Drop off at school</li> </ol> |
|---|---|



|   |  |
|---|--|
| <p>What standards do the lessons cover?</p> | <p><b>3.VA.Cr.1.1</b> Elaborate independently on an imaginative idea.</p> <p><b>3.VA.Cr.1.2</b> Apply knowledge of available resources, tools, and technologies to investigate personal ideas through the art-making process.</p> <p><b>3.VA.Cr.2.1</b> Create personally satisfying artwork using a variety of artistic processes and materials.</p> <p><b>3.VA.Cr.2.2</b> Demonstrate an understanding of the safe and proficient use of materials, tools, and equipment for a variety of artistic processes.</p> <p><b>3.VA.Cr.3.1</b> Elaborate visual information by adding details in an artwork to enhance emerging meaning.</p> <p><b>3.VA.Pr.6.1.a</b> Identify and explain how and where different cultures record and illustrate stories and history of life through art.</p> |
|---|--|



|  |  |
|--|--|
|  | <p><b>3.VA.Re.7.1.a</b> Analyze messages communicated by an image through the use of media, subject matter, and relevant details.</p> <p><b>3.VA.Re.8.1.a</b> Determine messages communicated by an image.</p> <p><b>3.VA.Cn.10.1.a</b> Create a work of art that is motivated by personal observations of surroundings.</p> <p><b>3.VA.Cn.11.1a</b> Recognize that responses to art change depending on knowledge of the time and place it was made.</p>  |
| <p>What materials do students need?<br/>What extra resources can students use?</p> | <p>Required Materials:</p> <ul style="list-style-type: none"> <li>• paper, pencil, something to color with (crayons, markers, colored pencils), black marker</li> </ul> <p>Extra Resources:</p> <ul style="list-style-type: none"> <li>• Art for Kids Hub; Ugly Sweater: <a href="https://www.youtube.com/watch?v=W7XPZTxFqPM">https://www.youtube.com/watch?v=W7XPZTxFqPM</a></li> </ul>  |
| <p>What can students do if they finish early?</p>                                  | <p>Typing Club <a href="https://www.typingclub.com/">https://www.typingclub.com/</a></p>   |
| <p>Who can we contact if we have questions?</p>                                    | <p><b>Brandon Elementary</b><br/> <b>Building Principal:</b> Mr. Horst- <a href="mailto:Merle.Horst@k12.sd.us">Merle.Horst@k12.sd.us</a><br/> <b>Art:</b> Ms. Rieff- <a href="mailto:Erin.Rieff@k12.sd.us">Erin.Rieff@k12.sd.us</a></p> <p><b>Robert Bennis Elementary</b><br/> <b>Building Principal:</b> Ms. Hofkamp- <a href="mailto:Kristin.Hofkamp@k12.sd.us">Kristin.Hofkamp@k12.sd.us</a><br/> <b>Art:</b> Ms. McNamara- <a href="mailto:Heidi.McNamara@k12.sd.us">Heidi.McNamara@k12.sd.us</a></p> <p><b>Fred Assam Elementary</b><br/> <b>Building Principal:</b> Ms. Foster- <a href="mailto:Susan.Foster@k12.sd.us">Susan.Foster@k12.sd.us</a><br/> <b>Art:</b> Ms. Heeren- <a href="mailto:Jordan.Heeren@k12.sd.us">Jordan.Heeren@k12.sd.us</a></p> <p><b>Valley Springs Elementary</b><br/> <b>Building Principal:</b> Ms. Palmer- <a href="mailto:Tanya.Palmer@k12.sd.us">Tanya.Palmer@k12.sd.us</a><br/> <b>Art:</b> Ms. Kasten- <a href="mailto:Amy.Kasten@k12.sd.us">Amy.Kasten@k12.sd.us</a></p> |
| <p><b>Notes:</b></p>   |  |

***Instructional materials are posted below (if applicable)***

*Brandon Valley School District*