

Brandon Valley School District
Distance Learning Plans
December 7-11, 2020

Grade 1



Brandon Valley School District Distance Learning Plan

LESSON/UNIT: Ch. 4 Subtraction Strategies to 20

SUBJECT/GRADE: Math/1st Grade

DATES: December 7-11, 2020

<p>What do students need to do?</p> <p>Link to BV Week at a Glance instructional video.</p>	<p><u>Monday (12/7): Make 10 to Subtract</u></p> <ul style="list-style-type: none"><input type="checkbox"/> Watch the BV Week at a Glance instructional video.<input type="checkbox"/> Complete Chapter 4: Lesson 5 - Make 10 to Subtract pg. 307-310 <p><u>Tuesday (12/8): Use Related Facts to Add and Subtract</u></p> <ul style="list-style-type: none"><input type="checkbox"/> Complete Chapter 4: Lesson 6 - Use Related Facts to Add and Subtract pg. 313-316 <p><u>Wednesday (12/9): Fact Families</u></p> <ul style="list-style-type: none"><input type="checkbox"/> Complete Chapter 4: Lesson 7 - Fact Families pg. 319-322 <p><u>Thursday (12/10): Fact Families</u></p> <ul style="list-style-type: none"><input type="checkbox"/> Complete the Fact Family Craft. Start by writing an addition problem on one of the cookies. Use those 3 numbers in your addition problem to write the fact family for those 3 numbers. Each cookie should have a different addition/subtraction problem written from that fact family. Color the cookies, milk, and plate then glue together. <i>(See Example in Handouts - choose different numbers than the example!)</i><input type="checkbox"/> OPTIONAL: Play the card game Subtraction War (directions in the week at a glance video) <p><u>Friday (12/11): Missing Addends & Subtraction Fluency Check</u></p> <ul style="list-style-type: none"><input type="checkbox"/> Complete Chapter 4: Lesson 8 - Missing Addends pg. 325-328<input type="checkbox"/> Subtraction Fluency Practice pg. 332 (vertical subtraction)<ul style="list-style-type: none"><input type="checkbox"/> DL Cohort: Time yourself answering all 24 problems on pg. 332 and write your time at the top of the page - <i>submit on Seesaw!</i>
---	--

<p>What do students need to submit? How can students submit their work?</p>	<p>Submit the Following:</p> <ul style="list-style-type: none"><input type="checkbox"/> Chapter 4: Check My Progress pg. 305-306 <p>Submit Work Via:</p> <ol style="list-style-type: none">1. Electronically via Seesaw (preferred method, if possible)2. Email it to the teacher3. Drop off at school
---	--

<p>What standards do the lessons cover?</p>	<ul style="list-style-type: none"> <input type="checkbox"/> 1.OA.1 Use addition and subtraction within 20 to solve word problems involving situations of adding to, taking from, putting together, taking apart, and comparing, with unknowns in all positions. <input type="checkbox"/> 1.OA.3 Understand and apply properties of operations and the relationship between addition and subtraction. <input type="checkbox"/> 1.OA.6 Add and subtract within 20, demonstrating fluency for addition and subtraction within 10.
<p>What materials do students need? What extra resources can students use?</p>	<p>If you do not have access to the required materials, contact your teacher.</p> <p>Required Materials:</p> <ul style="list-style-type: none"> <input type="checkbox"/> Math Workbook: Volume 1 <p>Extra Resources:</p> <ul style="list-style-type: none"> <input type="checkbox"/> None
<p>What can students do if they finish early?</p>	<ul style="list-style-type: none"> <input type="checkbox"/> Freckle Math (student.freckle.com)
<p>Who can we contact if we have questions?</p>	<p><u>Brandon Elementary</u> Building Principal: Mr. Horst- Merle.horst@k12.sd.us Teachers: Ms. Darling- Sarah.Darling@k12.sd.us Ms. Grabinski- Jillian.Grabinski@k12.sd.us Ms. Lindner- Erin.Lindner@k12.sd.us Ms. Meier- Heidi.Meier@k12.sd.us Ms. Visser- Erin.Visser@k12.sd.us <u>Fred Assam Elementary</u> Building Principal: Ms. Foster- susan.foster@k12.sd.us Teachers: Ms. Bisbee- Erin.Bisbee@k12.sd.us Ms. Brakke- Brandy.Brakke@k12.sd.us Ms. Felder- Sarah.Felder@k12.sd.us Ms. Herbers- Cathie.Herbers@k12.sd.us Ms. Kringen- Merissa.Kringen@k12.sd.us <u>Robert Bennis Elementary</u> Building Principal: Ms. Hofkamp- Kristin.Hofkamp@k12.sd.us Teachers: Ms. Childress- Jamee.Childress@k12.sd.us Ms. Dekker- Sue.Dekker@k12.sd.us Ms. Peters- Anne.Peters@k12.sd.us Ms. Lutz- Alyssa.Lutz@k12.sd.us Ms. Storm Jena.Storm@k12.sd.us <u>Valley Springs Elementary</u> Building Principal: Ms. Palmer- tanya.palmer@k12.sd.us Teacher: Ms. Huska- Teri.Huska@k12.sd.us</p>
<p><u>Notes:</u></p>	

Instructional materials are posted below (if applicable)

Brandon Valley School District

Brandon Valley School District Distance Learning Plan

UNIT/LESSON: Unit 2; Week 5

SUBJECT/GRADE: Reading/1st Grade

DATES: December 7-11, 2020

What do students need to do?

[Link to BV Week at a Glance instructional video.](#)

***DL Cohort:** Before starting the prewriting assignments for each day, be sure to watch the daily instructional videos! **The papers you'll need for each writing workshop day will be printed for you if you pick up packets OR will be linked in our weekly newsletter!**

*All writing workshop activities will get turned in on Seesaw under the activity, **"Informational Text - Writing Workshop"**

Monday (12/7): Phonics - Inflected Ending -ed; Long Vowel /u/ u_e

- Watch the BV Week at a Glance instructional video.
- Complete the "Circle and Sort" page for long u and short u words. Highlight/circle the words with long u or short u and sort them on the lines below under which vowel sound they have (long vs. short).
- Complete pg. 285 in your handouts, adding inflected ending -ed to words
- Practice how to write an informative text - a piece of writing that names a topic, gives some facts, and has a sense of closure. ***Your teacher will determine the informative writing activities and when they will be completed this week.***
- DL Cohort - Writing Workshop Day 5:** Choose a topic/forest animal to write about - write a good topic sentence

Tuesday (12/8): Comprehension - Author's Purpose

- Read "Life in the Forest" from your 1.2 Reading Book
- Complete the "Readers Think About the Topic" worksheet from your handouts for the story "Life in the Forest." What is the author trying to teach you?
- DL Cohort - Writing Workshop Day 6:** What are facts? Research - think of 3 things you could tell about your topic

Wednesday (12/9): Phonics - Long Vowel /u/ u_e

- Complete pg. 286 "Words with Long U" from your handouts
- DL Cohort - Writing Workshop Day 7:** Facts - Write a complete sentence telling each fact about your topic


Thursday (12/10): Singular and Plural Nouns

- Complete pg. 287 "Singular and Plural Nouns" from your handouts
- DL Cohort - Writing Workshop Day 8:** Writing a complete closing sentence

Friday (12/11): Weekly Reading Test w/ Writing Prompt

- Complete the Unit 2.5 "Life in the Forest" Weekly Reading Test** (either online on [savvasrealize.com](https://www.savvasrealize.com) or paper copy - teacher preference).

	<ul style="list-style-type: none"> <input type="checkbox"/> Writing Prompt (Test): Look Back & Write - Look back at pages 158 and 159. Write about one animal that lives in the forest. Use evidence from the selection to support your answer. <input type="checkbox"/> DL Cohort: This is the <i>rough draft</i> for your informational writing about an animal that lives in the forest. Submit on your “Informational Text - Writing Workshop” Seesaw Activity. Watch the special daily instructional video for how to edit your own draft!
--	---



<p>What do students need to submit? How can students submit their work?</p>	<p>Submit the Following:</p> <ul style="list-style-type: none"> <input type="checkbox"/> Unit 2.5 “Life in the Forest” Weekly Reading Test (online or hard copy) <input type="checkbox"/> 2.5 Writing Prompt (Test): Write about one animal that lives in the forest. <input type="checkbox"/> DL Cohort - All Writing Workshop Assignments on the separate Seesaw Activity titled: “<i>Informative Text Writing Workshop</i>” <p>Submit Work Via:</p> <ol style="list-style-type: none"> 1. Electronically via Seesaw (preferred method, if possible) 2. Email it to the teacher 3. Drop off at school
---	--



<p>What standards do the lessons cover?</p>	<ul style="list-style-type: none"> <input type="checkbox"/> 1.RF.2 Demonstrate understanding of spoken words, syllables, and sounds (phonemes). <input type="checkbox"/> 1.RF.3 Know and apply grade-level phonics and word analysis skills in decoding words. <input type="checkbox"/> 1.RF.4 Read with sufficient accuracy and fluency to support comprehension. <input type="checkbox"/> 1.RI.8 Identify the details/evidence an author gives to support points in a text. <input type="checkbox"/> 1.L.2 Demonstrate command of the conventions of standard English capitalization, punctuation, and spelling when writing. <input type="checkbox"/> 1.W.2 Write informative/explanatory texts.
---	---

<p>What materials do students need? What extra resources can students use?</p>	<p>If you do not have access to the materials you need, contact your teacher.</p> <p>Required Materials:</p> <ul style="list-style-type: none"> <input type="checkbox"/> 1.2 Reading Book <p>Extra Resources:</p> <ul style="list-style-type: none"> <input type="checkbox"/> None
--	---

<p>What can students do if they finish early?</p>	<ul style="list-style-type: none"> <input type="checkbox"/> Epic https://www.getepic.com/students <input type="checkbox"/> Freckle - ELA/English https://student.freckle.com/#/login
---	---

<p>Who can we contact if we have questions?</p>	<p>Brandon Elementary Building Principal: Mr. Horst- Merle.horst@k12.sd.us Teachers: Ms. Darling- Sarah.Darling@k12.sd.us Ms. Grabinski- Jillian.Grabinski@k12.sd.us Ms. Lindner- Erin.Lindner@k12.sd.us Ms. Meier- Heidi.Meier@k12.sd.us Ms. Visser- Erin.Visser@k12.sd.us</p> <p>Fred Assam Elementary Building Principal: Ms. Foster- susan.foster@k12.sd.us Teachers: Ms. Bisbee- Erin.Bisbee@k12.sd.us</p>
---	---

	<p>Ms. Brakke- Brandy.Brakke@k12.sd.us Ms. Felder- Sarah.Felder@k12.sd.us Ms. Herbers- Cathie.Herbers@k12.sd.us Ms. Kringen- Merissa.Kringen@k12.sd.us Robert Bennis Elementary Building Principal: Ms. Hofkamp- Kristin.Hofkamp@k12.sd.us Teachers: Ms. Childress- Jamee.Childress@k12.sd.us Ms. Dekker- Sue.Dekker@k12.sd.us Ms. Peters- Anne.Peters@k12.sd.us Ms. Lutz- Alyssa.Lutz@k12.sd.us Ms. Storm Jena.Storm@k12.sd.us Valley Springs Elementary Building Principal: Ms. Palmer- tanya.palmer@k12.sd.us Teacher: Ms. Huska- Teri.Huska@k12.sd.us</p>
--	---

Notes:

Instructional materials are posted below (if applicable)

Brandon Valley School District

Brandon Valley School District Distance Learning Plan

LESSON/UNIT: Science/Social Studies

SUBJECT/GRADE: Science/SS, 1st Grade

DATES: Dec. 7-11, 2020

What do students need to do?

[Link to BV Week at a Glance instructional video.](#)

Monday (12/7): Science

- Watch the BV Week at a Glance instructional video
- Watch the Mystery Science Video (Lesson 6: Stars and Seasonal Patterns - "How can stars help you if you are lost?"); Link can be found in the Handouts

Tuesday (12/8): Social Studies

- Read pgs. 8-9 "Keys to the Map" from your *Maps and Globes* social studies magazine.
- Draw a simple map of a park (can be a real park or one you create) on a blank piece of paper. Create a key for your map that will tell others what is on your park map.

Wednesday (12/9): Social Studies

- Read pgs. 10-11 "Land and Water" from your *Maps and Globes* social studies magazine
- Using Play-Doh or something else from home, create and represent these different land shapes: **valley, hill, plain, and mountain**. *Explain to someone at home how these land shapes are different from each other. Express your thoughts and ideas clearly using complete sentences.*

Thursday (12/10): Social Studies

- Read pgs. 12-13 "North, South, East, West" from your *Maps and Globes* social studies magazine
- Read the book, "Following the Map" from your handouts. Find the instructions to assemble this book in your Week at a Glance Video.

Friday (12/11): Social Studies

- Read pgs. 14-15 "World Map" from your *Maps and Globes* social studies magazine.

What do students need to submit?

How can students submit their work?

Submit the Following:

- Drawing of a simple map of a park including a key

Submit Work Via:

1. Electronically via [Seesaw](#) (preferred method, if possible)
2. Email it to the teacher
3. Drop off at school

What standards do the lessons cover?	<input type="checkbox"/> 1.ESS1.1 Use observations of the sun, moon, and stars to describe patterns that can be predicted. <input type="checkbox"/> 1.G.1.1 Construct simple maps. <input type="checkbox"/> 1.G.1.2 Use maps, globes, and other simple geographic models to identify absolute location.
What materials do students need? What extra resources can students use?	<p>If you do not have access to the materials you need, contact your teacher.</p> <p>Required Materials:</p> <input type="checkbox"/> Maps and Globes Social Studies magazine <input type="checkbox"/> Handout with link to Mystery Science Video <p>Extra Resources:</p> <input type="checkbox"/> None
What can students do if they finish early?	<input type="checkbox"/> Explore PebbleGo https://site.pebblego.com/
Who can we contact if we have questions?	<p>Brandon Elementary Building Principal: Mr. Horst- Merle.horst@k12.sd.us Teachers: Ms. Darling- Sarah.Darling@k12.sd.us Ms. Grabinski- Jillian.Grabinski@k12.sd.us Ms. Lindner- Erin.Lindner@k12.sd.us Ms. Meier- Heidi.Meier@k12.sd.us Ms. Visser- Erin.Visser@k12.sd.us</p> <p>Fred Assam Elementary Building Principal: Ms. Foster- susan.foster@k12.sd.us Teachers: Ms. Bisbee- Erin.Bisbee@k12.sd.us Ms. Brakke- Brandy.Brakke@k12.sd.us Ms. Felder- Sarah.Felder@k12.sd.us Ms. Herbers- Cathie.Herbers@k12.sd.us Ms. Kringen- Merissa.Kringen@k12.sd.us</p> <p>Robert Bennis Elementary Building Principal: Ms. Hofkamp- Kristin.Hofkamp@k12.sd.us Teachers: Ms. Childress- Jamee.Childress@k12.sd.us Ms. Dekker- Sue.Dekker@k12.sd.us Ms. Peters- Anne.Peters@k12.sd.us Ms. Lutz- Alyssa.Lutz@k12.sd.us Ms. Storm Jena.Storm@k12.sd.us</p> <p>Valley Springs Elementary Building Principal: Ms. Palmer- tanya.palmer@k12.sd.us Teacher: Ms. Huska- Teri.Huska@k12.sd.us</p>
Notes:	

Instructional materials are posted below (if applicable)

Brandon Valley School District

Brandon Valley School District Distance Learning Plan


LESSON/UNIT: Week 1

SUBJECT/GRADE: Physical Education/ 1st Grade


DATES: 12/7-12



<p>What do students need to do?</p> <p>Link to BV PE instructional video.</p>	<p>Monday (12/7):</p> <ul style="list-style-type: none"> <input type="checkbox"/> Watch the PE instructional video (link can be found in the upper left corner of this document). <input type="checkbox"/> Listening and Following Directions <ul style="list-style-type: none"> <input type="checkbox"/> Red Light/Green Light <p>Tuesday (12/8):</p> <ul style="list-style-type: none"> <input type="checkbox"/> Listening and Following Directions <ul style="list-style-type: none"> <input type="checkbox"/> Simon Says Fitness <p>Wednesday 12(9/):</p> <ul style="list-style-type: none"> <input type="checkbox"/> "Guess What Animal I Am" <p>Thursday (12/10):</p> <ul style="list-style-type: none"> <input type="checkbox"/> Kicking <ul style="list-style-type: none"> <input type="checkbox"/> Kicking Far <p>Friday (12/11):</p> <ul style="list-style-type: none"> <input type="checkbox"/> Locomotor Skills <ul style="list-style-type: none"> <input type="checkbox"/> Build Your Own Obstacle Course
---	---



<p>What do students need to submit? How can students submit their work?</p>	<p>Submit the Following (Optional):</p> <ul style="list-style-type: none"> <input type="checkbox"/> 1..Take videos/pictures performing activities and send to your school's PE teacher. <input type="checkbox"/> 2.Answer the questions under Closure <input type="checkbox"/> 3.Take a picture/video introducing yourself. We would love to meet you! :) <p>Submit Work Via:</p> <ol style="list-style-type: none"> 1. Electronically via Seesaw (preferred, if possible) 2. Email it to the teacher 3. Drop off at school
---	---



<p>What standards do the lessons cover?</p>	<p>Performs locomotor skills (hopping, galloping, running, sliding, skipping) while maintaining balance. (S1.E1.K), Kicks a stationary ball from a stationary position, demonstrating two of the five elements of a mature kicking pattern. (S1.E21.K), Travels in three different pathways. (S2.E2.K), Demonstrates traveling in proximity to self, other people, and other objects safely.</p>
---	--

	(S2.E4.K), (S4.E5.Kb) Exhibits the established protocols for class activities. (S4.E5.1a) Exhibits the fundamentals of good sportsmanship. (S4.E5.1b) Recognizes the role of rules and etiquette in teacher-designed physical activities. (S4.E5.2a) Exhibits the fundamentals of good sportsmanship. (S4.E5.2b) Recognizes the role of rules and etiquette in physical activity with peers. (S4.E5.3a) Exhibits the fundamentals of good sportsmanship. (S4.E5.3b) Exhibits etiquette and adherence to rules in a variety of physical activities. (S4.E5.4a) Exhibits the fundamentals of good sportsmanship. (S4.E5.4b) Critiques the etiquette involved in rules of various game activities. (S4.E5.5a) Exhibits the fundamentals of good sportsmanship. (S4.E5.5b) S4.E6 SD Revised Safety Follows teacher directions for safe participation and proper use of equipment with teacher reminders. (S4.E6.K)
What materials do students need? What extra resources can students use?	Required Materials: <ul style="list-style-type: none"> ● See documents Extra Resources: <ul style="list-style-type: none"> ● At Home Activities: https://openphysed.org/wp-content/uploads/2018/09/ActiveHome_ActivityPacket.pdf
What can students do if they finish early?	Typing Club Jungle Junior https://www.typingclub.com/login.html
Who can we contact if we have questions?	<p>Brandon Elementary Building Principal: Mr. Horst- Merle.Horst@k12.sd.us PE: Mr. Duncanson- Jeff.Duncanson@k12.sd.us Adaptive PE: Ms. Boehrns- Dacia.Boehrns@k12.sd.us</p> <p>Robert Bennis Elementary Building Principal: Ms. Hofkamp- Kristin.Hofkamp@k12.sd.us PE: Mr. Scholten- Kory.Scholten@k12.sd.us Adaptive PE: Ms. Boehrns- Dacia.Boehrns@k12.sd.us</p> <p>Fred Assam Elementary Building Principal: Ms. Foster- Susan.Foster@k12.sd.us PE: Ms. Brummels- Julie.Brummels@k12.sd.us Adaptive PE: Ms. Boehrns- Dacia.Boehrns@k12.sd.us</p> <p>Valley Springs Elementary Building Principal: Ms. Palmer- Tanya.Palmer@k12.sd.us PE: Ms. Fitzgerald- Bailey.Fitzgerald@k12.sd.us Adaptive PE: Ms. Boehrns- Dacia.Boehrns@k12.sd.us</p>
Notes:	