

Brandon Valley School District
Distance Learning Plans
November 30-December 4, 2020

Grade 4



Brandon Valley School District Distance Learning Plan

LESSON/UNIT: Chapter 6 - Divide by a One-Digit Number

SUBJECT/GRADE: Math

DATES: Nov. 30-Dec.4



What do students need to do? Link to BV Week at a Glance instructional video.	<p>Monday (11/30):</p> <ul style="list-style-type: none"> <input type="checkbox"/> Watch the 'BV Week at a Glance' instructional video. <input type="checkbox"/> We will continue in Chapter 6: Lesson 5, Divide with Remainders, finding whole-number quotients and remainders. Use pg. 357 to help you complete pg. 358 in your math workbook. <p>Tuesday (12/01):</p> <ul style="list-style-type: none"> <input type="checkbox"/> Today, we will move into Lesson 6: Interpret Remainders. As we work through problem solving questions, we will understand exactly what each remainder means and the information we need for each answer. Complete pg. 364. <p>Wednesday (12/02):</p> <ul style="list-style-type: none"> <input type="checkbox"/> In today's lesson, we will look at how sometimes we may not be able to place the first digit of the quotient over the first digit of the dividend. Complete the worksheet, Long Division: Step by Step. <p>Thursday 12/03):</p> <ul style="list-style-type: none"> <input type="checkbox"/> We will continue in Chapter 6: Lesson 7, Place the First Digit. Use pg. 367-368 in your math workbook to help in completing pg. 369. <p>Friday (12/04):</p> <ul style="list-style-type: none"> <input type="checkbox"/> Today, we will continue working in Lesson 7, recalling that sometimes it is not possible to divide the first digit of the dividend by the divisor. Use what you have learned regarding the steps of long division, as you complete pg. 372 in your math workbook.
What do students need to submit? How can students submit their work?	<p>Submit the Following:</p> <ul style="list-style-type: none"> <input type="checkbox"/> 1. Lesson 6: Interpret Remainders, pg. 364 (Tuesday) <input type="checkbox"/> 2. Lesson 7: Place the First Digit, pg. 369 (Thursday) <p>Submit Work Via:</p> <ol style="list-style-type: none"> 1. Electronically via Seesaw (preferred method, if possible) 2. Email it to the teacher 3. Drop off at school
What standards do the lessons cover?	<p>4.NBT.1- - Recognize that in a multi-digit whole number, a digit in one place represents ten times what it represents in the place to its right</p> <p>4.NBT.6-6 - Find whole-number quotients and remainders with up to four-digit dividends and one-digit divisors, using strategies based on place value, the properties of operations, and/or the relationship between multiplication and division</p>

<p>What materials do students need? What extra resources can students use?</p>	<p>If you do not have access to the materials you need, contact your teacher.</p> <p>Required Materials:</p> <ul style="list-style-type: none"> ● Math Workbook ● Long Division: Step by Step worksheet ● pencil <p>Extra Resources:</p> <ul style="list-style-type: none"> ● https://www.youtube.com/watch?v=0uZiqk_ZdcA -Steps to Long Division ● https://www.coolmath4kids.com/manipulatives/base-ten-blocks -Base ten manipulatives ● https://www.youtube.com/watch?v=HArnaESnm_E -Division without Remainders
<p>What can students do if they finish early?</p>	<ul style="list-style-type: none"> ● Complete 'Check My Progress', pg. 365-366 in your math workbook. ● https://www.splashlearn.com/division-games-for-4th-graders-Long Division Game ● https://www.factmonster.com/math/flashcards ● https://student.freckle.com/#/login - Activities assigned by teacher
<p>Who can we contact if we have questions?</p>	<p>Brandon Elementary Building Principal: Mr. Horst- merle.horst@k12.sd.us Teachers: Mr. Giles- Scott.Giles@k12.sd.us Mr. Krivarchka- Joe.Krivarchka@k12.sd.us Mr. Schultz- benjamin.schultz@k12.sd.us Mr. Rogers- Marshall.Rogers@k12.sd.us Fred Assam Elementary Building Principal: Ms. Foster- susan.foster@k12.sd.us Teachers: Ms. Harte- Sarah.Harte@k12.sd.us Ms. Scholten- Tara.Scholten@k12.sd.us Mr. Steemken- Evan.Steemken@k12.sd.us Ms. Sunne- Noel.Sunne@k12.sd.us Robert Bennis Elementary Building Principal: Ms. Hofkamp- Kristin.Hofkamp@k12.sd.us Teachers: Mr. Linneweber- Cody.Linneweber@k12.sd.us Ms. Pudwill- Andrea.Pudwill@k12.sd.us Mr. Sylliaasen- Tim.Sylliaasen@k12.sd.us Valley Springs Elementary Building Principal: Ms. Palmer- tanya.palmer@k12.sd.us Teacher: Ms. Lueders- laura.lueders@k12.sd.us</p>
<p>Notes:</p>	

Instructional materials are posted below (if applicable)

Brandon Valley School District

Brandon Valley School District Distance Learning Plan

LESSON/UNIT: Unit 3 Lesson 1

SUBJECT/GRADE: Reading/4th

DATES: Nov.30-Dec.4

What do students need to do?

[Link to BV Week at a Glance instructional video.](#)

Monday (11/30):

- Watch the 'BV Week at a Glance' instructional video.
- Our weekly story, 'The Man Who Named the Clouds', is a biography of Luke Howard. Read the selection, pg. 322-335.
- The vocabulary strategy this week is multiple-meaning words. **Use the context, definitions, and examples, as clues to the meanings of the vocabulary words** as you complete the vocabulary worksheet, pg. 180.

Tuesday (12/01):

- Today we will work on both graphic sources, as well as important ideas. **We will understand how charts, graphs, diagrams, and other visual representations of information help us comprehend a text.** Use your textbook and complete the 'Graphic Sources Scavenger Hunt'.
- Our spelling skill this week is word endings (-ed, -ing). **We will look at how some base words change when -ed or -ing are added** as we complete pg. 123.

Wednesday (12/02):

- There are many words in the English language that have a Latin origin. **We will focus on latin affixes and roots as clues to the mean of grade-level words**, as we complete the activity, 'Latin Roots'.
- Today, **we will work on action and linking verbs, remembering that verbs are words that tell what the subject of a sentence does or what the subject is like.** Complete the 'Action and Linking Verbs' worksheet, pg. 181.

Thursday (12/03):

- We will continue in our reading comprehension skill as you complete the Graphic Sources worksheet, pg. 126.
- Use the reading textbook, pg. 324-325, in order to form a well-developed paragraph in the Written Response assignment, pg. 65-66. Be sure to use the checklist for your writing. You should:
 1. Explain whether Luke's interest in clouds was just a hobby or something more
 2. Each sentence you write helps the reader understand your composition
 3. Make sure you support your main point with details from the text
 4. Try to use correct spelling, capitalization, punctuation, grammar, and sentences

	<p>Friday (12/04):</p> <ul style="list-style-type: none"> <input type="checkbox"/> Today, we will show our understanding of the weekly vocabulary and comprehension skill, by completing the Weekly Reading Assessment, pg. 61-64. <input type="checkbox"/> Continue working on our weekly skill of word endings (-ed and -ing) as you complete the spelling worksheet, pg. 129.
<p>What do students need to submit? How can students submit their work?</p>	<p>Submit the Following:</p> <ul style="list-style-type: none"> <input type="checkbox"/> 1. Spelling pg. 123 <input type="checkbox"/> 2. Vocabulary pg. 180 <input type="checkbox"/> 3. Graphic Sources Scavenger Hunt <input type="checkbox"/> 4. Action and Linking Verbs pg. 181 <input type="checkbox"/> 5. Written Response to the Selection, pg. 65-66 <input type="checkbox"/> 6. Weekly Reading Assessment, pg. 61-64 <p>Submit Work Via:</p> <ol style="list-style-type: none"> 1. Electronically via Seesaw (preferred method, if possible) 2. Email it to the teacher 3. Drop off at school
<p>What standards do the lessons cover?</p>	<p>4.RI.7 Interpret information presented visually, orally, or quantitatively (e.g., in charts, graphs, diagrams, time lines, animations, or interactive elements on Web pages) and explain how the information contributes to an understanding of the text in which it appears.</p> <p>4.RI.4 Determine the meaning of general academic and domain-specific words or phrases in a text relevant to a grade 4 topic or subject area.</p> <p>4.W.4 Produce clear and coherent writing in which the development and organization are appropriate to task, purpose, and audience. (Grade-specific expectations for writing types are defined in standards 1–3 above.)</p> <p>4.L.1 Demonstrate command of the conventions of standard English grammar and usage when writing or speaking.</p> <p>4.SL.3 Identify the reasons and evidence a speaker provides to support particular points.</p>
<p>What materials do students need? What extra resources can students use?</p>	<p>If you do not have access to the materials you need, contact your teacher.</p> <p>Required Materials:</p> <ul style="list-style-type: none"> ● Pencil ● Reading textbook ● Reading worksheets <p>Extra Resources:</p> <ul style="list-style-type: none"> ● http://carolineela.weebly.com/graphic-sources.html -Graphic Sources ● https://www.youtube.com/watch?v=AQ2kPuQOT7Q -Linking Verbs
<p>What can students do if they finish early?</p>	<ul style="list-style-type: none"> ● https://www.education.com/game/text-features/ -Text Feature Game ● https://jeopardylabs.com/play/action-linking-and-helping-verbs -Verb Jeopardy ● Write a biography for someone in your life. ● https://student.freckle.com/#/login -Activities assigned by teacher ● Online books for read <ul style="list-style-type: none"> ○ https://www.funbrain.com/books ○ https://www.storylineonline.net/ ○ https://www.freechildrenstories.com/ ○ www.epic.com

Who can we contact if we have questions?

Brandon Elementary

Building Principal:

Mr. Horst- merle.horst@k12.sd.us

Teachers:

Mr. Giles- Scott.Giles@k12.sd.us

Mr. Krivarchka- Joe.Krivarchka@k12.sd.us

Mr. Schultz- benjamin.schultz@k12.sd.us

Mr. Rogers- Marshall.Rogers@k12.sd.us

Fred Assam Elementary

Building Principal:

Ms. Foster- susan.foster@k12.sd.us

Teachers:

Ms. Harte- Sarah.Harte@k12.sd.us

Ms. Scholten- Tara.Scholten@k12.sd.us

Mr. Steemken- Evan.Steemken@k12.sd.us

Ms. Sunne- Noel.Sunne@k12.sd.us

Robert Bennis Elementary

Building Principal:

Ms. Hofkamp- Kristin.Hofkamp@k12.sd.us

Teachers:

Mr. Linneweber- Cody.Linneweber@k12.sd.us

Ms. Pudwill- Andrea.Pudwill@k12.sd.us

Mr. Sylliaasen- Tim.Sylliaasen@k12.sd.us

Valley Springs Elementary

Building Principal:

Ms. Palmer- tanya.palmer@k12.sd.us

Teacher:

Ms. Lueders- laura.lueders@k12.sd.us

Notes:

Instructional materials are posted below (if applicable)


Brandon Valley School District

Brandon Valley School District Distance Learning Plan


LESSON/UNIT: The Birth of Rocks/Southwest

SUBJECT/GRADE: Science/Social SS -4th

DATES: Nov. 30-Dec. 4



<p>What do students need to do?</p> <p>Link to BV Week at a Glance instructional video.</p>	<p>Monday (11/30): Science</p> <ul style="list-style-type: none"><input type="checkbox"/> Watch the BV Week at a Glance instructional video.<input type="checkbox"/> This week in Science, we will collect and analyze information to describe how we get energy and fuel from natural resources and how their use affects the environment. Read the article, 'Students Power Bus with Vegetable Oil', and watch the videos below.<ul style="list-style-type: none"><input type="checkbox"/> Video 'Renewable Energy 101' URL: https://rb.gy/tium04<input type="checkbox"/> Video 'Cooking Oil as Economic Diesel Fuel' URL: https://rb.gy/zvp1os <p>Tuesday (12/01): Science</p> <ul style="list-style-type: none"><input type="checkbox"/> In Science today, we will use what we learned about energy and fuels obtained from natural resources to complete the 'Energy Performance Task'. <p>Wednesday (12/02): Social Studies</p> <ul style="list-style-type: none"><input type="checkbox"/> Within your <i>Southwest</i> magazine, read the article, 'Geography of the Southwest', to learn about the land, weather, and resources within this region.<input type="checkbox"/> Using your <i>Southwest</i> magazine, you will label each Southwest state, as well as the capital city for each state on the Southwest map.<input type="checkbox"/> Apply your understanding of Southwest geography, as you complete steps 1 through 4 of the 'Southwest Trip' activity. <p>Thursday (12/03): Social Studies</p> <ul style="list-style-type: none"><input type="checkbox"/> Today, begin by reading the articles, 'Texas and Oklahoma Today' and 'New Mexico and Arizona Today', within your <i>Southwest</i> magazine.<input type="checkbox"/> Use the information about the culture and features/attractions of each state, as you complete steps 5 through 7 of the 'Southwest Trip' activity. <p>Friday (12/04): No Assignment</p>
---	---



<p>What do students need to submit? How can students submit their work?</p>	<p>Submit the Following:</p> <ul style="list-style-type: none"><input type="checkbox"/> 1. Energy Performance Task (Tuesday)<input type="checkbox"/> 2. 'Southwest Trip' activity <p>Submit Work Via:</p> <ol style="list-style-type: none">1. Electronically via Seesaw (preferred method, if possible)
---	---

	<p>2. Email it to the teacher</p> <p>3. Drop off at school</p>
What standards do the lessons cover?	<p>4-ESS3-1 - Obtain and combine information to describe that energy and fuels are derived from natural resources and their uses affect the environment.</p> <p>4.G.1.1 Locate major political and physical features of South Dakota and the United States on a map or globe.</p> <p>4.G.3.1 Describe how natural and human conditions shape places and regions</p>
What materials do students need? What extra resources can students use?	<p>If you do not have access to the required materials, contact your teacher.</p> <p>Required Materials:</p> <ul style="list-style-type: none"> ● 'Students Power Bus with Vegetable Oil' article ● Access to videos ● 'Energy Performance Task' ● <i>Southwest</i> magazine ● Southwest map ● 'Southwest Trip' activity <p>Extra Resources:</p> <ul style="list-style-type: none"> ● https://www.youtube.com/watch?v=iubWN1cnwIs-Fossil Fuels /Types and Formation ● http://mrlestagegrade4.weebly.com/southwest-region.html -Southwest Region
What can students do if they finish early?	<ul style="list-style-type: none"> ● https://climatekids.nasa.gov/power-up/ -Energy Game ● https://www.purposegames.com/game/states-of-the-southwest-region-game - States of the Southwest Region Purpose Games ● Explore Pebble Go https://site.pebblego.com/ Ask your teacher for login information
Who can we contact if we have questions?	<p>Brandon Elementary</p> <p>Building Principal: Mr. Horst- merle.horst@k12.sd.us</p> <p>Teachers: Mr. Giles- Scott.Giles@k12.sd.us Mr. Krivarchka- Joe.Krivarchka@k12.sd.us Mr. Schultz- benjamin.schultz@k12.sd.us Mr. Rogers- Marshall.Rogers@k12.sd.us</p> <p>Fred Assam Elementary</p> <p>Building Principal: Ms. Foster- susan.foster@k12.sd.us</p> <p>Teachers: Ms. Harte- Sarah.Harte@k12.sd.us Ms. Scholten- Tara.Scholten@k12.sd.us Mr. Steemken- Evan.Steemken@k12.sd.us Ms. Sunne- Noel.Sunne@k12.sd.us</p> <p>Robert Bennis Elementary</p> <p>Building Principal: Ms. Hofkamp- Kristin.Hofkamp@k12.sd.us</p> <p>Teachers: Mr. Linneweber- Cody.Linneweber@k12.sd.us Ms. Pudwill- Andrea.Pudwill@k12.sd.us Mr. Sylliaasen- Tim.Sylliaasen@k12.sd.us</p> <p>Valley Springs Elementary</p> <p>Building Principal: Ms. Palmer- tanya.palmer@k12.sd.us</p> <p>Teacher: Ms. Lueders- laura.lueders@k12.sd.us</p>

Notes:

Instructional materials are posted below (if applicable)

Brandon Valley School District

Brandon Valley School District Distance Learning Plan

LESSON/UNIT: Biography

SUBJECT/GRADE: Library

DATES: Nov. 30 – Dec. 4

What do students need to do?

[Link to BV Library instructional video.](#)

Monday, November 30:

- Watch the Library instructional video (link can be found in the upper left corner of this document).
- You will need a piece of paper and a pencil while you watch the instructional video.
- If you want to read a biography, go to my.abdodigital.com
 - Click on Subject
 - Click on Biographies
 - Scroll through the biographies and find a person you would like to learn more about.

Tuesday, December 1:

- Read *Malala Yousafzai: Education Activist* by Grace Hansen
- Find this book on the Abdo Digital website: my.abdodigital.com
 - Login: Contact your librarian if you do not know your login information
 - In the top right, type “Malala” in the search tab
 - Read about Malala Yousafzai
 - Answer the questions on the worksheet

Wednesday, December 2:


- Read *Malala’s Magic Pencil* by Malala Yousafzai
 - Click the Read Aloud Video link in the upper left corner of this document to listen to this book.
 - Note that this book was written by Malala Yousafzai. That makes this book an autobiography.
- Malala felt strongly that all children had a right to an education. After reading her story, think about what you would like to share with the world. Tell another person what you would write about.

Thursday, December 3:

	<ul style="list-style-type: none"> <input type="checkbox"/> Use PebbleGo to learn about a famous person. You can choose the person that you write about. <input type="checkbox"/> Go to: www.pebblego.com <ul style="list-style-type: none"> <input type="checkbox"/> Contact your librarian if you do not know your login information. <input type="checkbox"/> Click on “Biographies”. Then choose a category and find a person to read about. <input type="checkbox"/> Fill out the Biography Worksheet on the person you have chosen to read about. <p>Friday, December 4:</p> <ul style="list-style-type: none"> <input type="checkbox"/> Read a biography of your choice. You can use Abdo Digital to find a biography to read if you do not have one at home. Enjoy learning something new.
--	--



<p>What do students need to submit? How can students submit their work?</p>	<p>Submit the Following (Optional):</p> <ul style="list-style-type: none"> <input type="checkbox"/> 1. Malala Yousafzai worksheet <input type="checkbox"/> 2. Biography Research Worksheet <p>Submit Work Via:</p> <ol style="list-style-type: none"> 1. Email it to the teacher 2. Drop off at school
---	--



<p>What standards do the lessons cover?</p>	<p>4.LIB.TL.1.5 Begin to read texts in a variety of formats to explore diverse perspectives and make connections with self, the world, and prior knowledge.</p>
---	---

<p>What materials do students need? What extra resources can students use?</p>	<p>Required Materials:</p> <ul style="list-style-type: none"> ● Pencil ● paper. <p>Extra Resources:</p> <ul style="list-style-type: none"> ●
--	---

<p>What can students do if they finish early?</p>	<p>EduTyping https://www.edotyping.com/student</p>
---	--

<p>Who can we contact if we have questions?</p>	<p>District Librarians: Ms. Erickson: Mary.Erickson@k12.sd.us Ms. Klenner: Pamela.Klenner@k12.sd.us Brandon Elementary Building Principal: Mr. Horst- Merle.Horst@k12.sd.us Robert Bennis Elementary Building Principal: Ms. Hofkamp- Kristin.Hofkamp@k12.sd.us Fred Assam Elementary Building Principal: Ms. Foster- Susan.Foster@k12.sd.us Valley Springs Elementary Building Principal: Ms. Palmer- Tanya.Palmer@k12.sd.us</p>
---	---

Notes:

Instructional materials are posted below (if applicable)

Brandon Valley School District