

Brandon Valley School District
Distance Learning Plans
November 23-24, 2020

Grade 3



Brandon Valley School District Distance Learning Plan

LESSON/UNIT: Review Week

SUBJECT/GRADE: 3rd Math/Reading/Science/Social Studies

DATES: November 23rd - 24th

What do students need to do?

Note: Classroom teachers may plan alternative review assignments for these two days.

[Monday \(11/23\) Link to BV Week at a Glance Instructional Video](#)

[Tuesday \(11/24\) Link to BV Week at a Glance Instructional Video](#)

Monday (11/23): REVIEW - Place Value, Rounding, Text Features, Animal Traits

- Watch the Monday BV Week at a Glance instructional video.

DL Cohort Students - view daily instructional videos for examples and pause the videos before checking your answers. Traditional Students - contact your classroom teacher if you have any questions.

- Math** - Complete **Standardized Test Practice** pages 26-27 (problems 1-12).
- Reading** - In the nonfiction article titled, “**Wild Turkeys**” (located in handouts), read through the **section headings** - Body, Habitat, Food, Life Cycle, and Fun Facts. Discuss the types of information that might be found in each section. Then read the article. Complete the **All About Wild Turkeys Activity** located in your handouts. Think of a question you may still have about turkeys and discuss it with someone at home.
- Science** - **Watch the Mystery Science Lesson:** “Why do bears hibernate?” Complete Hands-On Activity: Get Ready to Hibernate! (*Video link and activity included in your handouts*)

Tuesday (11/24): REVIEW - Multiplication/Division, Comprehension, Continents and Oceans

- Watch the Tuesday BV Week at a Glance instructional video.

DL Cohort Students - view daily instructional videos for examples and pause the videos before checking your answers. Traditional Students - contact your classroom teacher if you have any questions.

- Math** - Complete the **Tom the Turkey Fact Family Activity** and **Scarecrow Division page** located in the handouts.
- Reading** - Complete the **Fall Fun Poem pages** located in your handouts.
- Extension from Monday Reading:** Design a disguise for your turkey to wear over Thanksgiving to avoid becoming a Thanksgiving meal. Write a story about your turkey and how it escapes using the disguise. (Lined story paper located in handouts) **Try your best to use correct capitalization, punctuation, and grammar.**
- Social Studies** - Study the **continents and oceans map** located in your handouts. Trace the outline of the map on a plain piece of paper. Try to locate and write the names of the continents and oceans on your newly traced map without looking at the original. You can color it in when you're finished! .

<p>What do students need to submit? How can students submit their work?</p>	<p>Submit the Following: <input type="checkbox"/> (Optional) Send a picture through Seesaw of the turkey you disguised! Submit Work Via: 1. Electronically via Seesaw (preferred method, if possible) 2. Email it to the teacher 3. Drop off at school</p>
<p>What standards do the lessons cover?</p>	<p>3.NBT.1. Use place value understanding to round whole numbers to the nearest 10 or 100. 3.OA.7 Multiply and divide within 100 3.L.2 Demonstrate command of the conventions of standard English capitalization, punctuation, and spelling when writing. 3.RI.1 Ask and answer questions to demonstrate understanding of a text, referring explicitly to the text as the basis for the answers. 3-LS3-2. Use evidence to support the explanation that traits can be influenced by the environment. 3.G.1.1 Locate the seven continents, four oceans, and major physical features and regions of the United States on a map or globe.</p>
<p>What materials do students need? What extra resources can students use?</p>	<p>If you do not have access to the materials you need, contact your teacher. Required Materials: <ul style="list-style-type: none"> ● Handouts ● Pencil Extra Resources: <ul style="list-style-type: none"> ● Scratch paper to show work ● Colored pencils/crayons ● Scissors ● Glue stick/tape - glue feathers on turkey </p>
<p>What can students do if they finish early?</p>	<ul style="list-style-type: none"> ● NGSS aligned experiments: https://www.hookedonscience.org/nextgenerationsciencestandards.html ● NASA at Home https://www.nasa.gov/specials/nasaathome/index.html ● Research something you are interested in! ● Read or listen to books on Epic! related to geography www.getepic.com ● Explore the website www.wonderopolis.org ● Freckle - www.freckle.com
<p>Who can we contact if we have questions?</p>	<p>Brandon Elementary Building Principal: Mr. Horst- merle.horst@k12.sd.us Teachers: Ms. Freeborn blossom.freeborn@k12.sd.us Ms. Flint- Jill.Flint@k12.sd.us Mr. Kramer- Brent.Kramer@k12.sd.us Mr. Johnson- Andy.Johnson@k12.sd.us Mr. Gappa - matthew.gappa@k12.sd.us Robert Bennis Elementary Building Principal: Ms. Hofkamp- Kristin.Hofkamp@k12.sd.us Teachers: Mr. Bobzien- Adam.Bobzien@k12.sd.us Mr. Ganschow- Jeff.Ganschow@k12.sd.us Ms. Pederson- Jill.Pederson@k12.sd.us Ms. Rozier- danylle.rozier@k12.sd.us Fred Assam Elementary</p>

Building Principal:

Ms. Foster- susan.foster@k12.sd.us

Teachers:

Ms. Schacht- Hayley.Schacht@k12.sd.us

Ms. Jones- Deb.Jones@k12.sd.us

Ms. Kieffer- Michelle.Kieffer@k12.sd.us

Ms. Van Leur- Chelsea.Vanleur@k12.sd.us

Valley Springs Elementary**Building Principal:**

Ms. Palmer- tanya.palmer@k12.sd.us

Teacher:

Ms. Abens- lindsey.abens@k12.sd.us

Notes: Remember to practice your multiplication and division facts at home. Keep reading for 20 minutes every night!

Instructional materials are posted below (if applicable)

Brandon Valley School District

Brandon Valley School District Distance Learning Plan

LESSON/UNIT: Thanksgiving Music, Notes & Rests






SUBJECT/GRADE: 3rd Grade Music

DATES: Nov 23-24

What do students need to do?

[Link to BV Music instructional video.](#)

Monday (11/23):

- Watch the Music instructional video (link can be found in the upper left corner of this document).
- Find and sing 2 of your favorite Thanksgiving songs. Need ideas? Here are a few:
 - Don't Forget to be Thankful: <https://www.youtube.com/watch?v=IcEYDoLHCBS>
 - Turkey Pokey: <https://www.youtube.com/watch?v=VxfajHBG9Rg>
 - 10 Little Turkeys: <https://www.youtube.com/watch?v=BI6oChbUdP8>
 - Thanksgiving Turkey Dance: <https://www.youtube.com/watch?v=J4-jnIYRx3Q>
 - Smells like Thanksgiving: <https://www.youtube.com/watch?v=0XJhycH2Xf8>
- In music, notes are used to help define rhythms. There are many different types of notes. Here are a few:
 - Whole Notes are held for 4 beats. Try saying "Corn" and hold it for 4 beats.

 - Half Notes are held for 2 beats. Try saying "Pie" twice, holding each "Pie" for 2 beats.

 - A Quarter note is exactly one beat. Try saying "Beans" 4 times in a row, once per beat.

 - Eighth notes are 1/2 beat each. 2 of them put together equal 1 beat. Try saying "Stuf-fing" 4 times. The first syllable (stuff) should be ON the beat. The second syllable (ing) should be in between the beats)

 - Sixteenth notes: 4 of these equal 1 beat. They are each only 1/4 of a beat! They are pretty fast! Try saying "Tur-key Din-ner" four times, with only the first syllable (Turk) being on the beat.


Tuesday (11/24):

	<ul style="list-style-type: none"> <input type="checkbox"/> Find and sing 2 different Thanksgiving songs. See the above links for song ideas. <input type="checkbox"/> Using the notes that you learned about yesterday, come up with your very own 8 beat Thanksgiving rhythm phrase using foods. Write down your phrase, using Thanksgiving foods & the corresponding note. Take a picture & submit it to your music teacher! Remember - it has to be 8 beats! Any combination of words & rhythms will do! <input type="checkbox"/> Watch this video for more information: https://www.youtube.com/watch?v=6OZ9AuShrf4
What do students need to submit? How can students submit their work?	Submit the Following (Optional): <ul style="list-style-type: none"> <input type="checkbox"/> 1. A picture of your completed Thanksgiving rhythm using Thanksgiving words. Submit Work Via: <ol style="list-style-type: none"> 1. Email it to the teacher 2. Drop off at school
What standards do the lessons cover?	3.MU.Cr.1.1.a Impvise rhythmic and melodic ideas 3.MU.Cr.1.1.b Generate musical ideas (such as rhythms and melodies) within a given tonality and/or meter. 3.MU.Pr.6.1.a. Perform music, alone and with others, with expression and technical accuracy.
What materials do students need? What extra resources can students use?	Required Materials: <ul style="list-style-type: none"> ● Thanksgiving Music ● Paper, writing utensil (for completing Thanksgiving rhythms) Extra Resources: <ul style="list-style-type: none"> ● Youtube (see suggested links)
What can students do if they finish early?	BV K-4 Music Site. Find extra resources. https://sites.google.com/k12.sd.us/bvmusick4/home Typing Club https://www.typingclub.com/login.html
Who can we contact if we have questions?	Brandon Elementary Building Principal: Mr. Horst- Merle.Horst@k12.sd.us Music: Ms. Fode- Rachael.Fode@k12.sd.us Robert Bennis Elementary Building Principal: Ms. Hofkamp- Kristin.Hofkamp@k12.sd.us Music: Mr. Fode- Jeff.Fode@k12.sd.us Fred Assam Elementary Building Principal: Ms. Foster- Susan.Foster@k12.sd.us Music: Ms. Verberg- April.Verburg@k12.sd.us Valley Springs Elementary Building Principal: Ms. Palmer- Tanya.Palmer@k12.sd.us Music: Ms. Ackerman- Jodi.Ackerman@k12.sd.us
Notes:	

Instructional materials are posted below (if applicable)

