

Brandon Valley School District
Distance Learning Plans
November 23-24, 2020

Grade 1



Brandon Valley School District Distance Learning Plan

UNIT/LESSON: Thanksgiving
2020

SUBJECT/GRADE: 1st Grade (Cross-Curricular)

DATES: November 23-24,

What do students need to do?

****Note: ALL students will take the Chapter 3 math test. However, your classroom teacher may substitute other review and/or cross-curricular learning activities.**

[Link to BV Week at a Glance instructional video FOR MONDAY 11/23](#)

[Link to BV Week at a Glance instructional video FOR TUESDAY 11/24](#)

Monday (11/23): Science and Math

- *1.LS1.2*** Watch the Mystery Science Lesson: What's that red thing on a turkey? Complete STEM activity: Gobble Wobbler (*link for video and activity included in your Handouts*)
- *1.OA.1*** Math - Chapter 3, Lesson 9 "Add Three Numbers" pg. 261-264 (*OR you can do the Thanksgiving Dinner Math Project below*)
- *1.OA.1*** Shopping for Thanksgiving Dinner Math: Shop for a Thanksgiving dinner with only \$25. You must buy at least 6 items from the handouts, but can not spend more than \$25. The price for each food item is listed on the picture of the item. Color and glue the items you choose in your shopping bag (in your handouts). When you're finished, answer the questions about the Thanksgiving dinner you've planned on the page in your handouts.

Tuesday (11/24): Reading; Social Studies; Math Ch. 3 Test

- *1.OA.1*** Complete your Chapter 3: Addition Strategies to 20 math test pg. 76-77 from your handouts
- Listen to the story, "Balloons Over Broadway" on YouTube <https://www.youtube.com/watch?v=5fRK8VUaTks>
- *1.L.2*** Make a Connection: If you were to create a balloon for the Macy's Thanksgiving Day Parade, what would it be? Draw a picture of your balloon/parade float. Write a sentence describing your balloon/parade float and why you chose that creation. Use correct capitalization and punctuation and try to use correct spelling when writing your sentence.
- *1.H.2.1*** Discuss your own Thanksgiving traditions with your family. Complete the Traditions page in your handouts.
- *1.G.1.1*** DL Cohort: Create a Mini Magnetic Parade using the materials in your supply bags and the pages in your handouts. Supply bags are picked up from BVIS - one bag per student. Draw the map of your parade on the graph paper included. You can use the link of the real Macy's Thanksgiving Day Parade map for inspiration or create your own. Be sure to label the streets and the places on your map - see example in your handouts.

What do students need to submit?

Submit the Following:

- Chapter 3: Addition Strategies to 20 math test pg. 76-77

How can students submit their work?	<p>Submit Work Via:</p> <ol style="list-style-type: none"> 1. Electronically via Seesaw (preferred method, if possible) 2. Email it to the teacher 3. Drop off at school
What standards do the lessons cover?	<ul style="list-style-type: none"> <input type="checkbox"/> 1.OA.1 Represent and solve problems involving addition and subtraction <input type="checkbox"/> 1.LS1.2 Read texts and use media to determine patterns in behavior of parents and offspring that help offspring survive. <input type="checkbox"/> 1.G.1.1 Construct simple maps. <input type="checkbox"/> 1.L.2 Demonstrate command of the conventions of standard English capitalization, punctuation, and spelling when writing. <input type="checkbox"/> 1.H.2.1 Connect people and events honored in commemorative celebrations.
What materials do students need? What extra resources can students use?	<p>If you do not have access to the materials you need, contact your teacher.</p> <p>Required Materials:</p> <ul style="list-style-type: none"> <input type="checkbox"/> Chapter 3 Math Test <input type="checkbox"/> DL Cohort: Bag for “Mini Magnetic Parade” <p>Extra Resources:</p> <ul style="list-style-type: none"> <input type="checkbox"/> None
What can students do if they finish early?	<ul style="list-style-type: none"> <input type="checkbox"/> Epic https://www.getepic.com/students <input type="checkbox"/> Freckle - ELA/English https://student.freckle.com/#/login
Who can we contact if we have questions?	<p>Brandon Elementary Building Principal: Mr. Horst- Merle.horst@k12.sd.us Teachers: Ms. Darling- Sarah.Darling@k12.sd.us Ms. Grabinski- Jillian.Grabinski@k12.sd.us Ms. Lindner- Erin.Lindner@k12.sd.us Ms. Meier- Heidi.Meier@k12.sd.us Ms. Visser- Erin.Visser@k12.sd.us</p> <p>Fred Assam Elementary Building Principal: Ms. Foster- susan.foster@k12.sd.us Teachers: Ms. Bisbee- Erin.Bisbee@k12.sd.us Ms. Brakke- Brandy.Brakke@k12.sd.us Ms. Felder- Sarah.Felder@k12.sd.us Ms. Herbers- Cathie.Herbers@k12.sd.us Ms. Kringen- Merissa.Kringen@k12.sd.us</p> <p>Robert Bennis Elementary Building Principal: Ms. Hofkamp- Kristin.Hofkamp@k12.sd.us Teachers: Ms. Childress- Jamee.Childress@k12.sd.us Ms. Dekker- Sue.Dekker@k12.sd.us Ms. Peters- Anne.Peters@k12.sd.us Ms. Lutz- Alyssa.Lutz@k12.sd.us Ms. Storm Jena.Storm@k12.sd.us</p> <p>Valley Springs Elementary Building Principal: Ms. Palmer- tanya.palmer@k12.sd.us Teacher: Ms. Huska- Teri.Huska@k12.sd.us</p>
Notes:	


Instructional materials are posted below (if applicable)
Brandon Valley School District

Brandon Valley School District Distance Learning Plan


Week: 7

SUBJECT/GRADE: Counselor/ 1st Grade


DATES:11/23-11/27, 2020



<p>What do students need to do?</p> <p><u>Link to BV instructional video.</u></p>	<p>Monday (11/23):</p> <ul style="list-style-type: none"> ● Watch the Counseling instructional video (link can be found in the upper left corner of this document). ● Teamwork (see below for free resources described in the instructional video) <ul style="list-style-type: none"> ○ We can build a positive learning area: <ol style="list-style-type: none"> 1. We can use kind words and actions 2. We can take turns and include others 3. We can be helpful and lend a hand when needed 4. We can share and take care of materials and supplies 5. We can listen when others are speaking and wait our turn to share 6. We can be courteous, careful, helpful, patient, and polite. <p>Tuesday (11/24): (see below for free resources described in the instructional video)</p> <ul style="list-style-type: none"> ● Anger/Frustration <ul style="list-style-type: none"> ○ When I get mad... <ol style="list-style-type: none"> 1. I can count to 10 2. I can take a deep breath <p>Wednesday (11/25): No School</p> <p>Thursday (11/26): No School</p> <p>Friday (11/27/): No School</p>
---	--



<p>What do students need to submit? How can students submit their work?</p>	<p>Submit the Following (Optional):</p> <ul style="list-style-type: none"> <input type="checkbox"/> 1. Nothing to submit <p>Submit Work Via:</p> <ol style="list-style-type: none"> 1. Email it to the teacher 2. Drop off at school
---	---



<p>What standards do the lessons cover?</p>	<p>B-SS 1. Use effective oral and written communication skills and listening skills</p> <p>B-SS 2. Create positive and supportive relationships with other students</p> <p>B-SS 7. Use leadership and teamwork skills to work effectively in diverse teams</p> <p>B-SMS 7. Demonstrate effective coping skills when faced with a problem</p>
---	--

<p>What materials do students need? What extra resources can students use?</p>	<p>Required Materials:</p> <ul style="list-style-type: none"> ● Monday: none ● Tuesday: none ● Wednesday: none ● Thursday: none ● Friday: none <p>Extra Resources:</p> <ul style="list-style-type: none"> ● Monday: <ul style="list-style-type: none"> https://www.teacherspayteachers.com/Browse/Search:classroom%20behavior%20social%20skills ● https://www.youtube.com/watch?v=CSVkycysWTY Teamwork Isn't My Thing and I Don't Like To Share by Julia Cook ● https://www.youtube.com/watch?v=6fbE52YDEjU Teamwork Can Make A Dreamwork video clip ● Tuesday: <ul style="list-style-type: none"> https://www.teacherspayteachers.com/Browse/Search:social%20story%20for%20anger%20management ● https://www.youtube.com/watch?v=S3vw-tpcow4 Zach Gets Frustrated by William Mulcahy
<p>What can students do if they finish early?</p>	<p>EduTyping https://www.edutyping.com/student</p>
<p>Who can we contact if we have questions?</p>	<p>Brandon Elementary Building Principal: Mr. Horst- Merle.Horst@k12.sd.us Counselor: Ms. Kolb- Vickie.Kolb@k12.sd.us Robert Bennis Elementary Building Principal: Ms. Hofkamp- Kristin.Hofkamp@k12.sd.us Counselor: Ms. Osheim- Tammy.Osheim@k12.sd.us Fred Assam Elementary Building Principal: Ms. Foster- Susan.Foster@k12.sd.us Counselor: Ms. Nelson- Angie.Nelson@k12.sd.us Valley Springs Elementary Building Principal: Ms. Palmer- Tanya.Palmer@k12.sd.us Counselor: Ms. Palmer- Tanya.Palmer@k12.sd.us</p>
<p>Notes:</p>	

Instructional materials are posted below (if applicable)

Brandon Valley School District