

Brandon Valley School District
Distance Learning Plans
November 16-20, 2020

Junior Kindergarten



Brandon Valley School District Distance Learning Plan

LESSON/UNIT: Math

SUBJECT/GRADE: Jr. Kindergarten


DATES: 11/16-11/20



<p>What do students need to do?</p> <p><u>Link to BV Week at a Glance instructional video.</u></p>	<p>Monday (11/16):</p> <ul style="list-style-type: none"> <input type="checkbox"/> Watch the BV Week at a Glance instructional video. <input type="checkbox"/> Number Tales Number three introduction: <ul style="list-style-type: none"> <input type="checkbox"/> https://www.youtube.com/watch?v=35nIQPC1q2U <p>Tuesday (11/17):</p> <ul style="list-style-type: none"> <input type="checkbox"/> Number three writing worksheet. <p>Wednesday (11/18):</p> <ul style="list-style-type: none"> <input type="checkbox"/> Give your child a set of manipulatives such as dried beans, buttons, or plastic beads. Challenge your child to organize them into groups of three. <p>Thursday (11/19): .</p> <ul style="list-style-type: none"> <input type="checkbox"/> Writing Number 3 Poem: https://www.youtube.com/watch?v=yuHFOuopiKQ <input type="checkbox"/> Number three coloring worksheet. <p>Friday (11/20):</p> <ul style="list-style-type: none"> <input type="checkbox"/> Using a wet sponge or wet washcloth, have your child write the number three on the counter, window or any hard surface.
--	--



<p>What do students need to submit?</p> <p>How can students submit their work?</p>	<p>Submit the Following:</p> <ul style="list-style-type: none"> <input type="checkbox"/> 1. Picture of your number three writing worksheet. <input type="checkbox"/> 2. Picture of your child writing the number three with a wet sponge or washcloth. <p>Submit Work Via:</p> <ol style="list-style-type: none"> 1. Electronically via <u>Seesaw</u> (preferred method, if possible) 2. Email it to the teacher 3. Drop off at school
--	---



<p>What standards do the lessons cover?</p>	<p>CD-6c: Sorting groups of up to 10 objects using two attributes.</p> <p>CD-8g: Sort objects or materials by attributes and describe the attributes used to sort (size, color, shape, sound)</p> <p>CD-6d: Arrange up to 5 objects in order according to characteristics or attributes, such as height</p> <p>CD-5b: Name basic shapes and describe their characteristics using descriptive geometric attributes.</p>
---	--

<p>What materials do students need?</p> <p>What extra resources can students use?</p>	<p>If you do not have access to the required materials, contact your teacher.</p> <p>Required Materials:</p> <p>Extra Resources:</p> <ul style="list-style-type: none"> ●
---	---

What can students do if they finish early?	Practice counting 1-20! Fun Brain https://www.education.com/games/math/
Who can we contact if we have questions?	Building Principals: FAE: Ms. Foster- Susan.Foster@k12.sd.us RBE: Ms. Hofkamp- kristin.hofkamp@k12.sd.us BE: Mr. Horst- Merle.Horst@k12.sd.us Teachers: Ms. Schaffer- Beth.Schaffer@k12.sd.us Ms. Anderson-Gappa- Nicole.Anderson-Gappa@k12.sd.us Ms. Harris - emily.harris@k12.sd.us
Notes:	

Instructional materials are posted below (if applicable)

Brandon Valley School District

Brandon Valley School District Distance Learning Plan

LESSON/UNIT: ELA

SUBJECT/GRADE: Jr. Kindergarten

DATES: 11/16-11/20

What do students need to do?

[Link to BV Week at a Glance instructional video.](#)

Monday (11/16):

- Watch the BV Week at a Glance instructional video.
- Read Book: Turkey Trouble
 - <https://www.youtube.com/watch?v=qdRukiEnD2Y>
- Questions to ask before & after listening to the read aloud-
 - Prior to reading the story, ask your child to make a prediction of what the story is about based on the cover of the book
 - What was your favorite part of the story and why?
 - Who are the characters in the story?
 - Where does the story take place (setting)?
- Heggerty Week 10 Lesson 1
 - Your teacher will place the link to the video in Seesaw. Contact your teacher if you cannot access Seesaw.
- Introduce Letter Kk
- Song: Have Fun Teaching (Letter Kk)
 - https://www.youtube.com/watch?v=j_LNrXd7Jx8
- Cut and paste sorting Letter Kk page

Tuesday (11/17):

- Read Book: Ten Fat Turkeys
 - <https://www.youtube.com/watch?v=8DZHxQM1h9o>
- Continue with asking the questions listed above before & after the read aloud story
- Heggerty Week 10 Lesson 2
 - Your teacher will place the link to the video in Seesaw. Contact your teacher if you cannot access Seesaw.
- Writing the Letter Kk
 - Song: Singing Walrus Write the Letter Kk
 - <https://www.youtube.com/watch?v=6gJc0xT-0MM>
- Complete the Letter Kk Handwriting worksheet.

Wednesday (10/18):


- Read Book: Bear Says Thanks
 - <https://www.youtube.com/watch?v=LUspp8k2Lh0>
- Continue with asking the questions listed above before & after the read aloud story
- Heggerty Week 10 Lesson 3
 - Your teacher will place the link to the video in Seesaw. Contact your teacher if you cannot access Seesaw.
- Introduce letter Ll
 - Song: Have Fun Teaching (Letter Ll)
 - <https://www.youtube.com/watch?v=T4YvWb0WMRQ>
 - Complete Letter Ll I Spy Page

Thursday (10/19):

	<ul style="list-style-type: none"> <input type="checkbox"/> Read Book: Pete the Cat: The First Thanksgiving <ul style="list-style-type: none"> <input type="checkbox"/> https://www.youtube.com/watch?v=z0rPjdYVbjA <input type="checkbox"/> Continue with asking the questions listed above before & after the read aloud story <input type="checkbox"/> Heggerty Week 10 Lesson 4 <ul style="list-style-type: none"> <input type="checkbox"/> Your teacher will place the link to the video in Seesaw. Contact your teacher if you cannot access Seesaw. <input type="checkbox"/> Letter Activities: Ll <ul style="list-style-type: none"> <input type="checkbox"/> Song: Singing Walrus Letter Ll <ul style="list-style-type: none"> <input type="checkbox"/> https://www.youtube.com/watch?v=8f-e97ng3VA <input type="checkbox"/> Complete the letter Ll handwriting worksheet. <p>Friday (10/20):</p> <ul style="list-style-type: none"> <input type="checkbox"/> Read Book: Llama Llama Gives Thanks <ul style="list-style-type: none"> <input type="checkbox"/> https://www.youtube.com/watch?v=z52XnSpukPY <input type="checkbox"/> Using the thankful worksheet, draw a picture of something you are thankful for. <ul style="list-style-type: none"> <input type="checkbox"/> Your entire family may do this activity and make a little book of the things you are all thankful for this year.
--	--



<p>What do students need to submit? How can students submit their work?</p>	<p>Submit the Following:</p> <ul style="list-style-type: none"> <input type="checkbox"/> 1. Cut and Paste Letter Kk <input type="checkbox"/> 2. I Spy Letter Ll <p>Submit Work Via:</p> <ol style="list-style-type: none"> 1. Electronically via Seesaw (preferred method, if possible) 2. Email it to the teacher 3. Drop off at school
---	---



<p>What standards do the lessons cover?</p>	<p>CLL-1a: Initiate and engage in conversation and discussions with adults and other children that include multiple back-and-forth exchanges.</p> <p>CLL-3a: Use an increasing rich and sophisticated vocabulary to clearly express their thoughts (using two or more new words each day in play and meaningful contexts).</p> <p>CLL-7f: Listen attentively to books and stories.</p> <p>CLL-8b: Recognize and name at least half of both upper and lowercase letters of the alphabet, including those in their own name and other words that are the most meaningful to them.</p> <p>CLL-6b: Demonstrate understanding of some basic print conventions (the concept of what a letter is, the concept of words, and directionality of print).</p> <p>CLL-5h: Give a reasoning for liking, or not liking, a story or book</p> <p>HPD-5b: Display strength and control while using materials such as pencils, crayons, scissors, markers.</p> <p>CLL-5b: Make predictions of next steps in a story.</p> <p>CLL-8b: Recognize and name at least half of both upper and lowercase letters of the alphabet, including those in their own name and other words that are the most meaningful to them.</p>
---	---

<p>What materials do students need? What extra resources can students use?</p>	<p>If you do not have access to the required materials, contact your teacher.</p> <p>Required Materials:</p> <ul style="list-style-type: none"> ● <p>Extra Resources:</p> <ul style="list-style-type: none"> ●
--	---

What can students do if they finish early?	Practice writing your name! Epic Digital Reading Platform https://www.getepic.com/students
Who can we contact if we have questions?	Building Principals: FAE: Ms. Foster- Susan.Foster@k12.sd.us RBE: Ms. Hofkamp- kristin.hofkamp@k12.sd.us BE: Mr. Horst- Merle.Horst@k12.sd.us Teachers: Ms. Schaffer- Beth.Schaffer@k12.sd.us Ms. Anderson-Gappa- Nicole.Anderson-Gappa@k12.sd.us Ms. Emily Harris - emily.harris@k12.sd.us
Notes:	

Instructional materials are posted below (if applicable)

Brandon Valley School District

Brandon Valley School District Distance Learning Plan

LESSON/UNIT: Motor

SUBJECT/GRADE: Jr. Kindergarten

DATES: 11/16-11/20

What do students need to do?

[Link to BV Week at a Glance instructional video.](#)

These exercises are an introduction to the activities we use in the classroom for our Boost Up program. You will notice that we are repeating the same exercises each day. To create success in this program, repetitive exercises are imperative. The activities only take a minute but you will notice over time, how your child becomes stronger and more balanced with repetitive instruction. We will continue to add more exercises every couple of weeks.

Monday (11/16): Review Week! Choose activities to practice this week!

- Watch the BV Week at a Glance instructional video.
- Choose at least two boost up warm up activities to do each day to help your student warm up for their learning.
- Helicopter Exercise
- Balance Beam
- Superman Exercise
- Alligator Crawl
- Creep Track: Have the student creep on hands and knees using the opposite arm and leg simultaneously. The students should move at a slow and even pace. Using the letter flashcards, place the uppercase and lowercase Aa, Bb, Cc, Dd, Ee, Ff, Gg, Hh cards on the ground and have your child name the letters as they creep past them.
- Giraffe Stretch: Have the student get down on the floor on their hands and knees. The knees should be directly below the hips, feet touching the floor in back, and the hands directly under the shoulders, making a nice square “cube” out of her body. Without moving their hands or knees on the ground have the student lean forward as far as they can go and then backward in a rocking motion. Repeat this for 1 minute.
- Popcorn Exercise:** Have the student lay flat on their back and ask them to bring their knees to their chest, wrapping their arms around their legs. They should then lift their head, trying to keep their eyes close to their knees. Ask the student to hold this position for 20 seconds and repeat 3 times. For fun release movement, they may POP out with their body straight and taut, feet together, and arms moving above their head to a flat position on the floor = “Popcorn”.
- Cross Pattern Walking:** Place a sticker or a dot using a marker on the top of your child’s right hand and left knee. Have the student slap the hand with the sticker or dot onto the knee with the sticker while they walk forward. Have the students lift their knees waist high and visually follow their hands.


Tuesday (11/17):

- Helicopter Exercise
- Balance Beam
- Superman Exercise
- Alligator Crawl
- Creep Track
- Giraffe Stretch
- Popcorn Exercise
- Cross Pattern Walking

	<p>Wednesday (11/18):</p> <ul style="list-style-type: none"> <input type="checkbox"/> Helicopter Exercise <input type="checkbox"/> Balance Beam <input type="checkbox"/> Superman Exercise <input type="checkbox"/> Alligator Crawl <input type="checkbox"/> Creep Track <input type="checkbox"/> Giraffe Stretch <input type="checkbox"/> Popcorn Exercise <input type="checkbox"/> Cross Pattern Walking <p>Thursday (11/19):</p> <ul style="list-style-type: none"> <input type="checkbox"/> Helicopter Exercise <input type="checkbox"/> Balance Beam <input type="checkbox"/> Superman Exercise <input type="checkbox"/> Alligator Crawl <input type="checkbox"/> Creep Track <input type="checkbox"/> Giraffe Stretch <input type="checkbox"/> Popcorn Exercise <input type="checkbox"/> Cross Pattern Walking <p>Friday (11/20):</p> <ul style="list-style-type: none"> <input type="checkbox"/> Helicopter Exercise <input type="checkbox"/> Balance Beam <input type="checkbox"/> Superman Exercise <input type="checkbox"/> Alligator Crawl <input type="checkbox"/> Creep Track <input type="checkbox"/> Giraffe Stretch <input type="checkbox"/> Popcorn Exercise <input type="checkbox"/> Cross Pattern Walking
--	---



<p>What do students need to submit? How can students submit their work?</p>	<p>Submit the Following:</p> <ul style="list-style-type: none"> <input type="checkbox"/> 1. One video of your child doing the popcorn exercise. <input type="checkbox"/> 2. One video of your child doing the Cross Pattern walking. <input type="checkbox"/> 3. One video of your child doing the giraffe stretch. <p>Submit Work Via:</p> <ol style="list-style-type: none"> 1. Electronically via Seesaw (preferred method, if possible) 2. Email it to the teacher 3. Drop off at school
---	--



<p>What standards do the lessons cover?</p>	<p>HPD-2b: Participate in structured and unstructured motor activities that build strength, speed, flexibility, and coordination</p> <p>HPD-2d: Develop strength and stamina by increasing their amount of play and activity using more muscles for longer periods of time</p> <p>HPD-4c: Move quickly through the environment and be able to both change directions and stop.</p> <p>HPD-4a: Demonstrate stability, flexibility, and balance while performing complex movements by turning and by balancing on beams.</p> <p>HPD-4c: Move quickly through the environment and be able to both change directions and stop</p>
---	---

	HPD-4d: Show awareness of your own body in relation to other people and objects when moving through space. When asked can move in front of, beside, or behind someone or something else
What materials do students need? What extra resources can students use?	If you do not have access to the required materials, contact your teacher. Required Materials: <ul style="list-style-type: none"> • Yardstick or painters tape for balance beam. • Use the alphabet cards for the creep track. Extra Resources: <ul style="list-style-type: none"> •
What can students do if they finish early?	Play outside! Typing Club Jungle Junior https://www.typingclub.com/login.html
Who can we contact if we have questions?	Building Principals: FAE: Ms. Foster- Susan.Foster@k12.sd.us RBE: Ms. Hofkamp- kristin.hofkamp@k12.sd.us BE: Mr. Horst- Merle.Horst@k12.sd.us Teachers: Ms. Schaffer- Beth.Schaffer@k12.sd.us Ms. Anderson-Gappa- Nicole.Anderson-Gappa@k12.sd.us Ms. Harris - emily.harris@k12.sd.us
Notes:	

Instructional materials are posted below (if applicable)

Brandon Valley School District

Brandon Valley School District Distance Learning Plan

LESSON/UNIT: Weekly Zoom Call

SUBJECT/GRADE: JK

DATES: 11/16-11/20



What do students need to do?	<p>Activities to be completed during your weekly scheduled zoom call (Individual)</p> <ul style="list-style-type: none"> <input type="checkbox"/> This week you are going to try to solve some riddles with your Jr. Kindergarten teacher. Try the best you can to guess what she is trying to describe.
What do students need to submit? How can students submit their work?	<p>Submit the Following:</p> <ul style="list-style-type: none"> <input type="checkbox"/> 1. Participation in zoom call <p>Submit Work Via:</p> <ol style="list-style-type: none"> 1. Electronically via Seesaw (preferred method, if possible) 2. Email it to the teacher 3. Drop off at school
What standards do the lessons cover?	<p>SED-2b: Build and strengthen positive relationships with new teachers or caregivers over time.</p> <p>SED-2c: Use language effectively to converse with familiar adults, to ask for help, or to do something</p> <p>CD-12e: Recall and imitate different musical tones, rhythms, rhymes, and songs as they make music and participate in a variety of musical and rhythmic experiences, including singing, clapping to the beat, listening and using musical instruments</p> <p>CLL-1a: Initiate and engage in conversation and discussions with adults and other children that include multiple back and forth exchanges</p> <p>CLL-7a: Show joy in playing with the sounds of language, repeating songs, poems, fingerplays, and rhymes, occasionally adding their own rhymes</p> <p>CLL-7c: Repeat familiar songs, rhymes, and phrases from favorite storybooks</p>
What materials do students need? What extra resources can students use?	<p>If you do not have access to the required materials, contact your teacher.</p> <p>Required Materials:</p> <ul style="list-style-type: none"> • <p>Extra Resources:</p> <ul style="list-style-type: none"> •
What can students do if they finish early?	<p>https://www.indypl.org/blog/for-parents/free-video-read-alouds</p>
Who can we contact if we have questions?	<p>Building Principals:</p> <p>FAE: Ms. Foster- Susan.Foster@k12.sd.us</p> <p>RBE: Ms. Hofkamp- kristin.hofkamp@k12.sd.us</p> <p>BE: Mr. Horst- Merle.Horst@k12.sd.us</p> <p>Teachers:</p> <p>Ms. Schaffer- Beth.Schaffer@k12.sd.us</p> <p>Ms. Anderson-Gappa- Nicole.Anderson-Gappa@k12.sd.us</p> <p>Ms. Harris - emily.harris@k12.sd.us</p>
<p>Notes:</p>	

Instructional materials are posted below (if applicable)

Brandon Valley School District