

Brandon Valley School District
Distance Learning Plans
November 2-6, 2020

Grade 4



Brandon Valley School District Distance Learning Plan

LESSON/UNIT: Chapter 5 - Multiply with Two-Digit Numbers

SUBJECT/GRADE: Math

DATES: November 2-6



<p>What do students need to do?</p> <p><u>Link to BV Week at a Glance instructional video.</u></p>	<p>Monday (11/02):</p> <ul style="list-style-type: none"> <input type="checkbox"/> Watch the 'BV Week at a Glance' instructional video. <input type="checkbox"/> We will begin this week by reviewing multiplication concepts, as well as the standard algorithm (turtlehead method) of 2-Digit by 2-Digit multiplication. Complete the Check My Progress assignment, pg. 291-292. <p>Tuesday (11/03):</p> <ul style="list-style-type: none"> <input type="checkbox"/> Today, we will apply our understanding of the Area Model (box method), as well as 2-Digit by 2-Digit multiplication, as we complete the assignment, '2-digit by 2-digit Multiplication Homework'. Use the example poster for guidance. <p>Wednesday (11/04):</p> <ul style="list-style-type: none"> <input type="checkbox"/> We will continue multiplying 2-digits by 2-digits using the Area Model (box method). Complete Lesson 4: Independent Practice, pg. 301-302 (#2-12). <p>Thursday 11/05):</p> <ul style="list-style-type: none"> <input type="checkbox"/> Continuing in Lesson 4, we will use our knowledge of both place value and multiplying 2-digits by 2-digits. Complete pg. 303-304 <p>Friday (11/06):</p> <ul style="list-style-type: none"> <input type="checkbox"/> Today, we will move into Lesson 5: Solve Multi-Step Word Problems. We will understand that there are times when a problem requires more than one operation to solve. Use pg. 305-306 as a guide to complete pg. 307.
<p>What do students need to submit? How can students submit their work?</p>	<p>Submit the Following:</p> <ul style="list-style-type: none"> <input type="checkbox"/> 1. 2-digit by 2-digit Multiplication Homework <input type="checkbox"/> 2. Lesson 4: Multiply by a 2-Digit Number pg. 303-304 <p>Submit Work Via:</p> <ol style="list-style-type: none"> 1. Electronically via <u>Seesaw</u> (preferred method, if possible) 2. Email it to the teacher 3. Drop off at school
<p>What standards do the lessons cover?</p>	<p>4.NBT.5 - Multiply a whole number of up to four digits by a one-digit whole number, and multiply two two-digit numbers, using strategies based on place value and the properties of operations.</p> <p>4.NBT.3 - Use place value understanding to round multi-digit whole numbers to any place</p> <p>4.OA.3- Solve multistep word problems posed with whole numbers and having whole-number answers using the four operations</p>

<p>What materials do students need? What extra resources can students use?</p>	<p>If you do not have access to the materials you need, contact your teacher.</p> <p>Required Materials:</p> <ul style="list-style-type: none"> ● Math Workbook ● 2-digit by 2-digit Area Model poster ● 2-digit by 2-digit Multiplication Homework ● pencil <p>Extra Resources:</p> <ul style="list-style-type: none"> ● https://www.youtube.com/watch?v=PTbozQXC8eE&t=54s -2-Digit by 2-Digit Multiplication (Area Model) ● https://www.youtube.com/watch?v=MVZRD4Fa1OY&t=41s -Area Model Explained
<p>What can students do if they finish early?</p>	<ul style="list-style-type: none"> ● Complete pg. 297-298 in your mathbook. ● https://www.khanacademy.org/math/arithmetic/arith-review-multiply-divide/arith-review-place-value-area-models/e/multiplying-2-digit-numbers-with-area-models ● -Interactive Area Model (2-Digit by 2-Digit) ● https://www.factmonster.com/math/flashcards ● https://student.freckle.com/#/login - Activities assigned by teacher
<p>Who can we contact if we have questions?</p>	<p><u>Brandon Elementary</u> Building Principal: Mr. Horst- merle.horst@k12.sd.us Teachers: Mr. Giles- Scott.Giles@k12.sd.us Mr. Krivarchka- Joe.Krivarchka@k12.sd.us Mr. Schultz- benjamin.schultz@k12.sd.us Mr. Rogers- Marshall.Rogers@k12.sd.us <u>Fred Assam Elementary</u> Building Principal: Ms. Foster- susan.foster@k12.sd.us Teachers: Ms. Harte- Sarah.Harte@k12.sd.us Ms. Scholten- Tara.Scholten@k12.sd.us Mr. Steemken- Evan.Steemken@k12.sd.us Ms. Sunne- Noel.Sunne@k12.sd.us <u>Robert Bennis Elementary</u> Building Principal: Ms. Hofkamp- Kristin.Hofkamp@k12.sd.us Teachers: Mr. Linneweber- Cody.Linneweber@k12.sd.us Ms. Pudwill- Andrea.Pudwill@k12.sd.us Mr. Sylliaasen- Tim.Sylliaasen@k12.sd.us <u>Valley Springs Elementary</u> Building Principal: Ms. Palmer- tanya.palmer@k12.sd.us Teacher: Ms. Lueders- laura.lueders@k12.sd.us</p>
<p><u>Notes:</u></p>	

Instructional materials are posted below (if applicable)

Brandon Valley School District

Brandon Valley School District Distance Learning Plan

LESSON/UNIT: Unit 2/Lesson 5

SUBJECT/GRADE: Reading/4th

DATES: November 2-6

What do students need to do?

[Link to BV Week at a Glance instructional video.](#)

Monday (11/02):

- Watch the 'BV Week at a Glance' instructional video.
- Our weekly story, *So You Want to Be President?*, is an Expository Text, and begins on pg. 290. Read the selection pg. 290-301.
- The vocabulary strategy this week is Unknown Words.** Use pg. 288-289 from your reading textbook to complete Vocabulary pg. 155.
- This week in spelling, we will be working on Words with ear, ir, our, ur.** Sort and spell this week's words using pg 98.

Tuesday (11/03):

- Our reading comprehension skill this week is Main Idea and Details. We will begin practicing this skill by looking at the article and activity, 'Votes For Teens'.
- Today, we will look at Plural Possessive Nouns. Plural Possessive Nouns show that something is owned by more than one person, place, or thing.** Complete the Plural Possessive Nouns worksheet pg. 156.

Wednesday (11/04):

- Today, we will practice our weekly spelling skill, as well as the process of proofreading,** as we complete 'Words with ear, ir, our, ur' pg. 162.
- In addition, we will look at our Word Analysis Skill for the week: Suffix -ly. Practice applying the suffix, as well as understanding how it changes the meaning of a base word, as you complete the 'Word Analysis: Suffix -ly' worksheet.

Thursday (11/05):

- We will continue in our focus skill of Main Idea and Details, understanding that the main idea is the most important idea from the passage, paragraph, or article.** Complete Main Idea and Details worksheet pg. 153.
- Use the reading textbook, pg. 300-301, in order to form a well-developed paragraph in the Written Response assignment, pg. 59-60. Use the checklist for your writing on pg. 59. You should:
 1. Tell about qualities you think are most important for a president to have
 2. Explain why certain qualities are more important than others
 3. Give examples to help the reader better understand your answers

	<p>4. Use correct capitalization, punctuation, grammar, and sentences.</p> <p>Friday (11/06):</p> <ul style="list-style-type: none"> <input type="checkbox"/> Today, we will show our understanding of the weekly vocabulary and comprehension skill, by completing the Weekly Reading Assessment, pg. 55-58.
<p>What do students need to submit? How can students submit their work?</p>	<p>Submit the Following:</p> <ul style="list-style-type: none"> <input type="checkbox"/> 1. Vocabulary pg. 155 <input type="checkbox"/> 2. Spelling pg. 162 <input type="checkbox"/> 3. Main Idea and Details pg. 153 <input type="checkbox"/> 4. Plural Possessive Noun worksheet pg. 156 <input type="checkbox"/> 5. Written Response to Selection pg. 59-60 <input type="checkbox"/> 6. Weekly Reading Assessment pg. 55-58 <p>Submit Work Via:</p> <ol style="list-style-type: none"> 1. Electronically via Seesaw (preferred method, if possible) 2. Email it to the teacher 3. Drop off at school
<p>What standards do the lessons cover?</p>	<p>4.RL.1 Explain what a text says explicitly and draw inferences by referring to details and examples in the text.</p> <p>4.RI.2 Determine the main idea of a text and explain how it is supported by key details; summarize the text</p> <p>4.W.1 Write opinion pieces on topics or texts, supporting a point of view with reasons and information.</p> <p>4.L.2 Demonstrate command of the conventions of standard English capitalization, punctuation, and spelling when writing (Plural Possessive Nouns)</p> <p>4.SL.3 Identify the reasons and evidence a speaker provides to support particular points.</p>
<p>What materials do students need? What extra resources can students use?</p>	<p>If you do not have access to the materials you need, contact your teacher.</p> <p>Required Materials:</p> <ul style="list-style-type: none"> ● Pencil ● Reading textbook ● Reading worksheets <p>Extra Resources:</p> <ul style="list-style-type: none"> ● https://www.youtube.com/watch?v=mkZo2zVKJR4&t=50s - Main Idea & Details ● https://www.youtube.com/watch?v=K-3YkbugDnc -Plural Possessive Nouns
<p>What can students do if they finish early?</p>	<ul style="list-style-type: none"> ● https://www.roomrecess.com/mobile/MainIdea/play.html - Main Idea Details game ● https://mrnussbaum.com/extreme-sentence-surgeons-saving-critically-injured-paragraphs-online-game - Extreme Sentence Surgeons ● https://student.freckle.com/#/login -Activities assigned by teacher ● Online books for read <ul style="list-style-type: none"> ○ https://www.funbrain.com/books ○ https://www.storylineonline.net/ ○ https://www.freechildrenstories.com/ ○ www.epic.com

<p>Who can we contact if we have questions?</p>	<p>Brandon Elementary Building Principal: Mr. Horst- merle.horst@k12.sd.us Teachers: Mr. Giles- Scott.Giles@k12.sd.us Mr. Krivarchka- Joe.Krivarchka@k12.sd.us Mr. Schultz- benjamin.schultz@k12.sd.us Mr. Rogers- Marshall.Rogers@k12.sd.us Fred Assam Elementary Building Principal: Ms. Foster- susan.foster@k12.sd.us Teachers: Ms. Harte- Sarah.Harte@k12.sd.us Ms. Scholten- Tara.Scholten@k12.sd.us Mr. Steemken- Evan.Steemken@k12.sd.us Ms. Sunne- Noel.Sunne@k12.sd.us Robert Bennis Elementary Building Principal: Ms. Hofkamp- Kristin.Hofkamp@k12.sd.us Teachers: Mr. Linneweber- Cody.Linneweber@k12.sd.us Ms. Pudwill- Andrea.Pudwill@k12.sd.us Mr. Sylliaasen- Tim.Sylliaasen@k12.sd.us Valley Springs Elementary Building Principal: Ms. Palmer- tanya.palmer@k12.sd.us Teacher: Ms. Lueders- laura.lueders@k12.sd.us</p>
<p>Notes:</p>	

Instructional materials are posted below (if applicable)


Brandon Valley School District

Brandon Valley School District Distance Learning Plan


LESSON/UNIT: The Birth of Rocks/Southeast

SUBJECT/GRADE: Science/Social SS -4th

DATES: November 2-6



<p>What do students need to do?</p> <p>Link to BV Week at a Glance instructional video.</p>	<p>Monday (11/02): Science</p> <ul style="list-style-type: none"><input type="checkbox"/> Watch the BV Week at a Glance instructional video.<input type="checkbox"/> This week in Science, we will explore how solid rock breaks apart into smaller pieces through a process called weathering.<input type="checkbox"/> Watch the video or read the transcript for Mystery Science Lesson 3: Will a mountain last forever?<input type="checkbox"/> Complete Mystery Science Assessment 3: Will a mountain last forever? <p>Tuesday (11/03): Science</p> <ul style="list-style-type: none"><input type="checkbox"/> In Science, today, we will look at how maps can include locations of mountains, continental boundaries, volcanoes, and earthquakes.<input type="checkbox"/> Complete the 'Analyzing Earthquakes' activity. <p>Wednesday (11/04): Social Studies</p> <ul style="list-style-type: none"><input type="checkbox"/> This week, in Social Studies, we will look at the important people and events that influenced the Southeast. First, read 'People and Events that Shape the Southeast'.<input type="checkbox"/> Select one person OR event from the history of the Southeast Region who deserves recognition. Use the article and other resources to research your person or event. <p>Thursday (11/05): Social Studies</p> <ul style="list-style-type: none"><input type="checkbox"/> Continue your research as you complete 'History of the Southeast: Notable People and Events'. <p>Friday (11/06):</p> <ul style="list-style-type: none"><input type="checkbox"/> No Assignment
---	---



<p>What do students need to submit? How can students submit their work?</p>	<p>Submit the Following:</p> <ul style="list-style-type: none"><input type="checkbox"/> 1. Mystery Science Assessment 3: Will a mountain last forever?<input type="checkbox"/> 2. History of the Southeast: Notable People and Events <p>Submit Work Via:</p> <ol style="list-style-type: none">1. Electronically via Seesaw (preferred method, if possible)2. Email it to the teacher3. Drop off at school
---	--



<p>What standards do the lessons cover?</p>	<p>4-ESS2-1 - Make observations and/or measurements to provide evidence of the effects of weathering or the rate of erosion by water, ice, wind, or vegetation. 4-ESS2-2 - Analyze and interpret data from maps to describe patterns of Earth's features. 4.G.3.1 Describe how natural and human conditions shape places and regions</p>
<p>What materials do students need? What extra resources can students use?</p>	<p>If you do not have access to the required materials, contact your teacher. Required Materials:</p> <ul style="list-style-type: none"> ● Video or transcript for 'Will a mountain last forever?' ● Mystery Science Assessment 3: Will a mountain last forever? ● 'Analyzing Earthquakes' activity ● 'People and Events that Shape the Southeast' article ● History of the Southeast worksheet ● <i>Southeast</i> magazine <p>Extra Resources:</p> <ul style="list-style-type: none"> ● https://sciencetrek.org/sciencetrek/topics/earthquakes/ -Earthquakes ● http://mrlestagegrade4.weebly.com/southeast-region.html -Southeast Region (Information & Games)
<p>What can students do if they finish early?</p>	<ul style="list-style-type: none"> ● https://mrnussbaum.com/southern-states-interactive-map -Interactive SE Map ● https://games.legendsoflearning.com/games/WyJnYW1lcyIsMTE5M10= ● -Walter's Travels (Weathering & Erosion) ● Explore Pebble Go https://site.pebblego.com/ Ask your teacher for login information
<p>Who can we contact if we have questions?</p>	<p>Brandon Elementary Building Principal: Mr. Horst- merle.horst@k12.sd.us Teachers: Mr. Giles- Scott.Giles@k12.sd.us Mr. Krivarchka- Joe.Krivarchka@k12.sd.us Mr. Schultz- benjamin.schultz@k12.sd.us Mr. Rogers- Marshall.Rogers@k12.sd.us Fred Assam Elementary Building Principal: Ms. Foster- susan.foster@k12.sd.us Teachers: Ms. Harte- Sarah.Harte@k12.sd.us Ms. Scholten- Tara.Scholten@k12.sd.us Mr. Steemken- Evan.Steemken@k12.sd.us Ms. Sunne- Noel.Sunne@k12.sd.us Robert Bennis Elementary Building Principal: Ms. Hofkamp- Kristin.Hofkamp@k12.sd.us Teachers: Mr. Linneweber- Cody.Linneweber@k12.sd.us Ms. Pudwill- Andrea.Pudwill@k12.sd.us Mr. Sylliaasen- Tim.Sylliaasen@k12.sd.us Valley Springs Elementary Building Principal: Ms. Palmer- tanya.palmer@k12.sd.us Teacher: Ms. Lueders- laura.lueders@k12.sd.us</p>
<p>Notes:</p>	

Instructional materials are posted below (if applicable)

Brandon Valley School District

Brandon Valley School District Distance Learning Plan

LESSON: Elections

SUBJECT/GRADE: Library - 4th Grade

DATES: Nov. 2 – Nov. 6

What do students need to do?

[Link to BV Library instructional video.](#)

Monday, November 2:

- Watch the Library instructional video (link can be found in the upper left corner of this document).
- Listen to *If I Ran for President* by Catherine Stier. Click on the link below.
<https://www.storylineonline.net/books/if-i-ran-for-president/>
- After listening to the story, think about how a person runs for president and list the facts in the worksheet provided for today.


Tuesday, November 3:

- Go to PebbleGo and learn more about voting.
- www.PebbleGo.com – use your school login. The login information is included in this week’s handouts.
 - Click on Social Studies
 - Click on U.S. Government
 - Click on Voting
- After reading about voting, click on the “Activity” button at the bottom of the page. Look at the ideas on this page then share with an adult 2 facts about voting and why you think voting is important.


Wednesday, November 4:

- Go to PebbleGo and learn more about democracy
- www.PebbleGo.com – use your school login
 - Click on *Social Studies*
 - Click on *U.S. Government*
 - Click on *Democracy*

	<p><input type="checkbox"/> After reading about voting, click on the “Activity” button at the bottom of the page. Look at the ideas on this page then share with an adult what you think a democracy is and why a democracy is important</p> <p>Thursday, November 5:</p> <p><input type="checkbox"/> Listen to <i>Grace for President</i> by Kelly DiPucchio. Click on the link below.</p> <p>https://www.youtube.com/watch?v=I66lvCBm1Vw</p> <p><input type="checkbox"/> After listening to this story, think about what you know about being a president. What characteristics would be important in a good president? Complete the worksheet provided to share your ideas about what characteristics are important in a president.</p> <p>Friday, November 6:</p> <p><input type="checkbox"/> Free Reading! Use Abdo Digital, My Capstone Library, or a book you have at home. Enjoy some free reading time.</p>
--	--



<p>What do students need to submit? How can students submit their work?</p>	<p>Submit the Following (Optional):</p> <ul style="list-style-type: none"> <input type="checkbox"/> <i>If I Ran for President</i> worksheet <input type="checkbox"/> <p>Submit Work Via:</p> <ol style="list-style-type: none"> 1. Email it to one of the school librarians: <ul style="list-style-type: none"> a. pamela.klenner@k12.sd.us; mary.erickson@k12.sd.us 2. Drop off at school
---	--



<p>What standards do the lessons cover?</p>	<p>4.LIB.TL.1.5 Read texts in a variety of formats to explore diverse perspectives and make connections with self, the world, and prior knowledge.</p>
<p>What materials do students need? What extra resources can students use?</p>	<p>Required Materials:</p> <ul style="list-style-type: none"> ● Handout ● Pencil <p>Extra Resources:</p> <ul style="list-style-type: none"> ● None
<p>What can students do if they finish early?</p>	<p>EduTyping https://www.edotyping.com/student</p>

<p>Who can we contact if we have questions?</p>	<p>District Librarians: Ms. Erickson: Mary.Erickson@k12.sd.us Ms. Klenner: Pamela.Klenner@k12.sd.us Brandon Elementary Building Principal: Mr. Horst- Merle.Horst@k12.sd.us Robert Bennis Elementary Building Principal: Ms. Hofkamp- Kristin.Hofkamp@k12.sd.us</p>
---	---

Fred Assam Elementary

Building Principal: Ms. Foster- Susan.Foster@k12.sd.us

Valley Springs Elementary

Building Principal: Ms. Palmer- Tanya.Palmer@k12.sd.us

Notes:

Instructional materials are posted below (if applicable)

Brandon Valley School District