

Brandon Valley School District
Distance Learning Plans
October 26-30, 2020

Grade 4




Brandon Valley School District Distance Learning Plan

LESSON/UNIT: Chapter 5 - Multiply with Two-Digit Numbers

SUBJECT/GRADE: Math

DATES: October 26-30



<p>What do students need to do?</p> <p>Link to BV Week at a Glance instructional video.</p>	<p>Monday (10/26):</p> <ul style="list-style-type: none"> <input type="checkbox"/> Watch the 'BV Week at a Glance' instructional video. <input type="checkbox"/> As we move into 2-digit by 2-digit multiplication, we will review the skill of multiplying by multiples of 10 in Chapter 5 Lesson 1: Multiply by Tens. Use pg. 279 as a teaching page as you complete pg. 281-282 (#5-25). <p>Tuesday (10/27):</p> <ul style="list-style-type: none"> <input type="checkbox"/> Today, we will begin multiplying 2-digits by 2-digits using the Standard Method (Turtlehead Model). Use the 'Turtlehead Checklist' as you complete the assignment, 'Multiplication: 2-Digit by 2-Digit - No Regrouping'. <p>Wednesday (10/28):</p> <ul style="list-style-type: none"> <input type="checkbox"/> We will continue multiplying 2-digits by 2-digits using the Standard Method (Turtlehead Model). Complete the 'Multiplication Applications' worksheet. <p>Thursday 10/29):</p> <ul style="list-style-type: none"> <input type="checkbox"/> Moving into Lesson 2: Estimate Products, we will review rounding as we continue to practice multiplying 2-digits by 2-digits. Use pg. 285 to review estimating as you complete pg. 289-290. <p>Friday (10/30):</p> <ul style="list-style-type: none"> <input type="checkbox"/> Use what you've learned in multi-digit multiplication to set up and solve each word problem on the "Word Problems' worksheet.
<p>What do students need to submit? How can students submit their work?</p>	<p>Submit the Following:</p> <ul style="list-style-type: none"> <input type="checkbox"/> 1. Multiplication Applications worksheet <input type="checkbox"/> 2. Lesson 2: Estimate Products pg. 289-290 <p>Submit Work Via:</p> <ol style="list-style-type: none"> 1. Electronically via Seesaw (preferred method, if possible) 2. Email it to the teacher 3. Drop off at school
<p>What standards do the lessons cover?</p>	<p>4.NBT.5 - Multiply a whole number of up to four digits by a one-digit whole number, and multiply two two-digit numbers, using strategies based on place value and the properties of operations.</p> <p>4.NBT.3 - Use place value understanding to round multi-digit whole numbers to any place</p> <p>4.OA.3- Solve multistep word problems posed with whole numbers and having whole-number answers using the four operations</p>

<p>What materials do students need? What extra resources can students use?</p>	<p>If you do not have access to the materials you need, contact your teacher.</p> <p>Required Materials:</p> <ul style="list-style-type: none"> ● Math Workbook ● Multiplication: 2-Digit by 2-Digit - No Regrouping ● Multiplication Applications worksheet ● Halloween Word Problems worksheet ● pencil <p>Extra Resources:</p> <ul style="list-style-type: none"> ● https://www.youtube.com/watch?v=cuidv3tlUP4 -Digit by 2-Digit Multiplication ● https://www.teachertube.com/videos/turtlehead-multiplication-77588 -2-Digit by 2-Digit Standard (Turtlehead)
<p>What can students do if they finish early?</p>	<ul style="list-style-type: none"> ● https://www.playfactile.com/2by2x/play-2-Digit by 2-Digit Jeopardy ● https://www.futuristicmath.com/games/4th-grade-multiply-2-by-2-digit-numbers-monster-board-game.html -2-Digit by 2-Digit Monster Game ● https://www.factmonster.com/math/flashcards ● https://student.freckle.com/#/login - Activities assigned by teacher
<p>Who can we contact if we have questions?</p>	<p>Brandon Elementary</p> <p>Building Principal: Mr. Horst- merle.horst@k12.sd.us</p> <p>Teachers: Mr. Giles- Scott.Giles@k12.sd.us Mr. Krivarchka- Joe.Krivarchka@k12.sd.us Mr. Schultz- benjamin.schultz@k12.sd.us Mr. Rogers- Marshall.Rogers@k12.sd.us</p> <p>Fred Assam Elementary</p> <p>Building Principal: Ms. Foster- susan.foster@k12.sd.us</p> <p>Teachers: Ms. Harte- Sarah.Harte@k12.sd.us Ms. Scholten- Tara.Scholten@k12.sd.us Mr. Steemken- Evan.Steemken@k12.sd.us Ms. Sunne- Noel.Sunne@k12.sd.us</p> <p>Robert Bennis Elementary</p> <p>Building Principal: Ms. Hofkamp- Kristin.Hofkamp@k12.sd.us</p> <p>Teachers: Mr. Linneweber- Cody.Linneweber@k12.sd.us Ms. Pudwill- Andrea.Pudwill@k12.sd.us Mr. Sylliaasen- Tim.Sylliaasen@k12.sd.us</p> <p>Valley Springs Elementary</p> <p>Building Principal: Ms. Palmer- tanya.palmer@k12.sd.us</p> <p>Teacher: Ms. Lueders- laura.lueders@k12.sd.us</p>
<p>Notes:</p>	

Instructional materials are posted below (if applicable)

Brandon Valley School District

Brandon Valley School District Distance Learning Plan

LESSON/UNIT: Unit 2/Lesson 4

SUBJECT/GRADE: Reading/4th

DATES: October 26-30

What do students need to do?

[Link to BV Week at a Glance instructional video.](#)

Monday (10/26):

- Watch the 'BV Week at a Glance' instructional video.
- Our weekly story, Horse Heroes, is an Expository Text, and begins on pg. 263. Read the selection pg. 263-273.
- The vocabulary strategy for the week is Unknown Words.** Use pg. 260-261 from your reading textbook to complete Vocabulary pg. 144.
- This week in spelling, we will be working on Consonant Pairs ng, nk, ph, and wh.** Sort and spell this week's words using pg. 89.

Tuesday (10/27):

- Our reading comprehension skill this week is Fact and Opinion. We will begin practicing this skill by looking at the article and activity, 'Should the Voting Age Be Lowered?'
- Today, we will look at Singular Possessive Nouns. We will understand that possessive nouns show ownership.** Complete the Singular Possessive Nouns worksheet pg. 145.

Wednesday (10/28):

- Today, we will practice our weekly spelling words, as well as the process of editing,** as we complete Consonant Pairs ng, nk, ph, and wh pg. 151.
- In addition, we will review our Word Analysis Skill for the week, compound words. Practice both identifying compound words, as well as breaking them down in the worksheet 'Compound Words in Sentences'.

Thursday (10/29):

- We will continue in our focus skill as we form and write our own facts and opinions,** using the 'Fact or Opinion' worksheet.
- Use the reading text, pg. 268-271, in order to form a well-developed paragraph, in the Written Response assignment, pg. 53.
 - Make sure to use descriptive writing, correct capitalization and punctuation.

Friday (10/30):

	<p><input type="checkbox"/> Today, we will show our understanding of the weekly vocabulary and comprehension skill, by completing the Weekly Reading Assessment, pg. 49-52.</p>
<p>What do students need to submit? How can students submit their work?</p>	<p>Submit the Following:</p> <ul style="list-style-type: none"> <input type="checkbox"/> 1. Vocabulary pg. 144 <input type="checkbox"/> 2. Spelling pg. 151 <input type="checkbox"/> 3. Fact or Opinion worksheet (Thursday) <input type="checkbox"/> 4. Singular Possessive Noun worksheet pg. 145 <input type="checkbox"/> 5. Written Response to Selection pg. 53 <input type="checkbox"/> 6. Weekly Reading Assessment pg. 49-52 <p>Submit Work Via:</p> <ol style="list-style-type: none"> 1. Electronically via Seesaw (preferred method, if possible) 2. Email it to the teacher 3. Drop off at school
<p>What standards do the lessons cover?</p>	<p>4.RI.1 Explain what a text says explicitly and draw inferences by referring to details and examples in the text (Fact and Opinion) 4.RI.8 Explain how an author uses reasons and evidence to support particular points in a text. 4.L.1 Demonstrate command of the conventions of standard English grammar and usage when writing or speaking. (Singular Possessive) 4.L.2 Demonstrate command of the conventions of standard English capitalization, punctuation, and spelling when writing (Singular Possessive) 4.SL.3 Identify the reasons and evidence a speaker provides to support particular points.</p>
<p>What materials do students need? What extra resources can students use?</p>	<p>If you do not have access to the materials you need, contact your teacher.</p> <p>Required Materials:</p> <ul style="list-style-type: none"> ● Pencil ● Reading textbook ● Reading worksheets <p>Extra Resources:</p> <ul style="list-style-type: none"> ● https://www.teachstarter.com/us/lesson-plan/fact-or-opinion-2-us/ - Fact and Opinion ● https://www.youtube.com/watch?v=EXJLYameBY -Possessive Nouns
<p>What can students do if they finish early?</p>	<ul style="list-style-type: none"> ● https://www.roomrecess.com/mobile/FactAndOpinion/play.html - (Fact & Opinion) ● https://www.abcya.com/games/slimezilla_compound_words - Compound Words ● https://student.freckle.com/#/login -Activities assigned by teacher ● Online books for read <ul style="list-style-type: none"> ○ https://www.funbrain.com/books ○ https://www.storylineonline.net/ ○ https://www.freechildrenstories.com/ ○ www.epic.com
<p>Who can we contact if we have questions?</p>	<p>Brandon Elementary Building Principal: Mr. Horst- merle.horst@k12.sd.us Teachers: Mr. Giles- Scott.Giles@k12.sd.us Mr. Krivarchka- Joe.Krivarchka@k12.sd.us Mr. Schultz- benjamin.schultz@k12.sd.us Mr. Rogers- Marshall.Rogers@k12.sd.us Fred Assam Elementary</p>

Building Principal:

Ms. Foster- susan.foster@k12.sd.us

Teachers:

Ms. Harte- Sarah.Harte@k12.sd.us

Ms. Scholten- Tara.Scholten@k12.sd.us

Mr. Steemken- Evan.Steemken@k12.sd.us

Ms. Sunne- Noel.Sunne@k12.sd.us

Robert Bennis Elementary**Building Principal:**

Ms. Hofkamp- Kristin.Hofkamp@k12.sd.us

Teachers:

Mr. Linneweber- Cody.Linneweber@k12.sd.us

Ms. Pudwill- Andrea.Pudwill@k12.sd.us

Mr. Sylliaasen- Tim.Sylliaasen@k12.sd.us

Valley Springs Elementary**Building Principal:**

Ms. Palmer- tanya.palmer@k12.sd.us

Teacher:

Ms. Lueders- laura.lueders@k12.sd.us

Notes:

Instructional materials are posted below (if applicable)

Brandon Valley School District

Brandon Valley School District Distance Learning Plan


LESSON/UNIT: The Birth of Rocks/Southeast

SUBJECT/GRADE: Science/Social SS -4th


DATES: October 26-30



<p>What do students need to do?</p> <p><u>Link to BV Week at a Glance instructional video.</u></p>	<p>Monday (10/26): Science</p> <ul style="list-style-type: none"> <input type="checkbox"/> Watch the BV Week at a Glance instructional video. <input type="checkbox"/> This week in Science, we will begin to look at the effects of weathering and/or the rate of erosion by water, ice, wind, or vegetation. Today, we will use the article, ‘Melting Glaciers’, and complete ‘The Shrinking Glaciers of Glacier National Park’ activity. <p>Tuesday (10/27): Science</p> <ul style="list-style-type: none"> • Today, we will explore and understand that the crust of the earth is constantly moving and changing over time due to weathering processes. First, watch <u>Make Your Own Erosion!</u> URL: <u>https://rb.gy/hfpoop</u> Following the video, complete the ‘Make Your Own Erosion’ worksheet. <p>Wednesday (10/28): Social Studies</p> <ul style="list-style-type: none"> <input type="checkbox"/> In <i>The Southeast</i> magazine, read ‘A Great Big Amazing Mix’, pg. 2-3. Use these pages to label the Southeast Map. <p>Thursday (10/29): Social Studies</p> <ul style="list-style-type: none"> <input type="checkbox"/> Read ‘The Southeast Region’ article and complete the assignment, ‘Shaping the Southeast’. <p>Friday (10/30):</p> <ul style="list-style-type: none"> <input type="checkbox"/> No Assignment
--	---



<p>What do students need to submit?</p> <p>How can students submit their work?</p>	<p>Submit the Following:</p> <ul style="list-style-type: none"> <input type="checkbox"/> 1. ‘Make Your Own Erosion’ worksheet <input type="checkbox"/> 2. Southeast Map <p>Submit Work Via:</p> <ol style="list-style-type: none"> 1. Electronically via <u>Seesaw</u> (preferred method, if possible) 2. Email it to the teacher 3. Drop off at school
--	--



<p>What standards do the lessons cover?</p>	<p>4-ESS2-1 Make observations and/or measurements to provide evidence of the effects of weathering or the rate of erosion by water, ice, wind, or vegetation.</p> <p>4.G.1.1 Locate major political and physical features of South Dakota and the United States on a map or globe.</p> <p>4.G.3.1 Describe how natural and human conditions shape places and regions</p>
---	--

<p>What materials do students need? What extra resources can students use?</p>	<p>If you do not have access to the required materials, contact your teacher.</p> <p>Required Materials:</p> <ul style="list-style-type: none"> ● 'Melting Glaciers' article ● 'The Shrinking Glaciers of Glacier National Park' activity ● 'Make Your Own Erosion' worksheet ● Southeast Magazine ● Southeast Map ● 'The Southeast Region' article ● 'Shaping the Southeast' worksheet <p>Extra Resources:</p> <ul style="list-style-type: none"> ● https://www.youtube.com/watch?v=im4HVXMGI68 -Erosion & Soil ● http://mrlestagegrade4.weebly.com/southeast-region.html -Southeast Region (Information & Games)
<p>What can students do if they finish early?</p>	<ul style="list-style-type: none"> ● https://mrnussbaum.com/southern-states-interactive-map -Interactive Southeast Map ● https://games.legendsoflearning.com/games/WyJnYW1lcyIsMTE5M10= ● -Walter's Travels (Weathering & Erosion) ● Explore Pebble Go https://site.pebblego.com/ Ask your teacher for your login information
<p>Who can we contact if we have questions?</p>	<p>Brandon Elementary Building Principal: Mr. Horst- merle.horst@k12.sd.us Teachers: Mr. Giles- Scott.Giles@k12.sd.us Mr. Krivarchka- Joe.Krivarchka@k12.sd.us Mr. Schultz- benjamin.schultz@k12.sd.us Mr. Rogers- Marshall.Rogers@k12.sd.us Fred Assam Elementary Building Principal: Ms. Foster- susan.foster@k12.sd.us Teachers: Ms. Harte- Sarah.Harte@k12.sd.us Ms. Scholten- Tara.Scholten@k12.sd.us Mr. Steemken- Evan.Steemken@k12.sd.us Ms. Sunne- Noel.Sunne@k12.sd.us Robert Bennis Elementary Building Principal: Ms. Hofkamp- Kristin.Hofkamp@k12.sd.us Teachers: Mr. Linneweber- Cody.Linneweber@k12.sd.us Ms. Pudwill- Andrea.Pudwill@k12.sd.us Mr. Sylliaasen- Tim.Sylliaasen@k12.sd.us Valley Springs Elementary Building Principal: Ms. Palmer- tanya.palmer@k12.sd.us Teacher: Ms. Lueders- laura.lueders@k12.sd.us</p>
<p>Notes:</p>	

Instructional materials are posted below (if applicable)

Brandon Valley School District

Brandon Valley School District Distance Learning Plan

LESSON: Types of Genre

SUBJECT/GRADE: Library - 4th Grade

DATES: Oct. 26 - Oct. 30

What do students need to do?

[Link to BV Library instructional video.](#)

Monday, October 26:

- Watch the Library instructional video (link can be found in the upper left corner of this document).
- This week we will focus on the type of genre in literature

Tuesday, October 27:

- Go through the genre powerpoint slides to review the different types of genre. https://drive.google.com/file/d/1c2PhTDgxGr-6o_u0dNyNG-cPXJyuubM_/view?usp=sharing
- As you go through the slides, complete the **Name that Genre** worksheet to help you later this week.

Wednesday, October 28 :

- Practice identifying the different types of genre using a Jeopardy Game
- Go to: <https://www.quia.com/cb/876464.html>

Thursday, October 29:

- Watch the Genre Review Video (link below) to identify the different types of genre found in literature

Genre Review Video: <https://www.youtube.com/watch?v=zexQyDZOQp4>
- Complete the **Genre Review** worksheet

Friday, October 30:

- Listen to *Creepy Carrots* and *Creepy Pair of Underwear* by Aaron Reynolds. Go to the following link: <https://www.ryanandcraig.com/read-alouds>
- In the search button, type in Aaron Reynolds and both books will show up.
- Have fun!

What do students need to submit?
How can students submit their work?

Submit the Following (Optional):

- Genre Review Worksheet

Submit Work Via:

1. Email it to one of the school librarians:

	<p>a. pamela.klenner@k12.sd.us; mary.erickson@k12.sd.us</p> <p>2. Drop off at school</p>
What standards do the lessons cover?	4.LIB.TL.1.2 Independently read, listen, and view for recreation and personal growth.
What materials do students need? What extra resources can students use?	<p>Required Materials:</p> <ul style="list-style-type: none"> ● Pencil <p>Extra Resources:</p> <ul style="list-style-type: none"> ● None
What can students do if they finish early?	EduTyping https://www.edutyping.com/student
Who can we contact if we have questions?	<p>District Librarians: Ms. Erickson: Mary.Erickson@k12.sd.us Ms. Klenner: Pamela.Klenner@k12.sd.us</p> <p>Brandon Elementary Building Principal: Mr. Horst- Merle.Horst@k12.sd.us</p> <p>Robert Bennis Elementary Building Principal: Ms. Hofkamp- Kristin.Hofkamp@k12.sd.us</p> <p>Fred Assam Elementary Building Principal: Ms. Foster- Susan.Foster@k12.sd.us</p> <p>Valley Springs Elementary Building Principal: Ms. Palmer- Tanya.Palmer@k12.sd.us</p>
Notes:	

Instructional materials are posted below (if applicable)

Brandon Valley School District