

Brandon Valley School District
Distance Learning Plans
October 19-23, 2020

Grade 1



Brandon Valley School District Distance Learning Plan

LESSON/UNIT: Ch. 2 Subtraction Concepts

SUBJECT/GRADE: Math/1st Grade

DATES: October 19-23, 2020



<p>What do students need to do?</p> <p>Link to BV Week at a Glance instructional video.</p>	<p><u>Monday (10/19): Vertical Subtraction</u></p> <ul style="list-style-type: none"> <input type="checkbox"/> Watch the BV Week at a Glance instructional video. <input type="checkbox"/> Complete Chapter 2: Lesson 5 - Vertical Addition pg. 135-136 <p><u>Tuesday (10/20): Check My Progress</u></p> <ul style="list-style-type: none"> <input type="checkbox"/> Complete Chapter 2: Check My Progress pg. 139-140 <p><u>Wednesday (10/21): Problem Solving Strategy - Draw a Diagram</u></p> <ul style="list-style-type: none"> <input type="checkbox"/> Complete Chapter 2: Lesson 6 - Problem Solving pg. 141-144 <p><u>Thursday (10/22): Compare Groups</u></p> <ul style="list-style-type: none"> <input type="checkbox"/> Complete Chapter 2: Lesson 7 - Compare Groups pg. 147-150 <p><u>Friday (10/23): Fun Friday - Math Games</u></p> <ul style="list-style-type: none"> <input type="checkbox"/> <u>Choose at least one partner math game</u> that fits with the materials you have at your home - if you would like to try them all, feel free! Click on the links below labeled "Directions Link" for how to play these games. <ul style="list-style-type: none"> <input type="checkbox"/> Card Game - Subtraction War - DIRECTIONS LINK <input type="checkbox"/> Number Tic-Tac-Toe (materials - the numbers 1-9 written on pieces of paper and a tic-tac-toe board) - DIRECTIONS LINK <input type="checkbox"/> Dice Subtraction Game (materials - 2 dice, paper to record answers on) - DIRECTIONS LINK
<p>What do students need to submit? How can students submit their work?</p>	<p>Submit the Following:</p> <ul style="list-style-type: none"> <input type="checkbox"/> Chapter 2: Check My Progress pg. 139-140 <p>Submit Work Via:</p> <ol style="list-style-type: none"> 1. Electronically via Seesaw (preferred method, if possible) 2. Email it to the teacher 3. Drop off at school
<p>What standards do the lessons cover?</p>	<ul style="list-style-type: none"> <input type="checkbox"/> 1.OA.1 Use addition and subtraction within 20 to solve word problems involving situations of adding to, taking from, putting together, taking apart, and comparing, with unknowns in all positions.

	<input type="checkbox"/> 1.OA.3 Understand and apply properties of operations and the relationship between addition and subtraction.
What materials do students need? What extra resources can students use?	If you do not have access to the required materials, contact your teacher. Required Materials: <input type="checkbox"/> Math Workbook: Volume 1 Extra Resources: <input type="checkbox"/> None
What can students do if they finish early?	<input type="checkbox"/> Freckle Math (student.freckle.com)
Who can we contact if we have questions?	Brandon Elementary Building Principal: Mr. Horst- Merle.horst@k12.sd.us Teachers: Ms. Darling- Sarah.Darling@k12.sd.us Ms. Grabinski- Jillian.Grabinski@k12.sd.us Ms. Lindner- Erin.Lindner@k12.sd.us Ms. Meier- Heidi.Meier@k12.sd.us Ms. Visser- Erin.Visser@k12.sd.us Fred Assam Elementary Building Principal: Ms. Foster- susan.foster@k12.sd.us Teachers: Ms. Bisbee- Erin.Bisbee@k12.sd.us Ms. Brakke- Brandy.Brakke@k12.sd.us Ms. Felder- Sarah.Felder@k12.sd.us Ms. Herbers- Cathie.Herbers@k12.sd.us Ms. Kringen- Merissa.Kringen@k12.sd.us Robert Bennis Elementary Building Principal: Ms. Hofkamp- Kristin.Hofkamp@k12.sd.us Teachers: Ms. Childress- Jamee.Childress@k12.sd.us Ms. Dekker- Sue.Dekker@k12.sd.us Ms. Peters- Anne.Peters@k12.sd.us Ms. Lutz- Alyssa.Lutz@k12.sd.us Ms. Storm Jena.Storm@k12.sd.us Valley Springs Elementary Building Principal: Ms. Palmer- tanya.palmer@k12.sd.us Teacher: Ms. Huska- Teri.Huska@k12.sd.us
Notes:	

Instructional materials are posted below (if applicable)

Brandon Valley School District

Brandon Valley School District Distance Learning Plan

UNIT/LESSON: Unit 1, Lesson 6
2020

SUBJECT/GRADE: Reading/1st Grade

DATES: October 19-23,

What do students need to do?

[Link to BV Week at a Glance instructional video.](#)

Monday (10/19): Phonics - short vowel /u/ and final consonant blends

- Watch the BV Week at a Glance instructional video.
- Read the story, "At the Pond" (included in your Handouts). Circle or highlight all of the words with a short vowel /u/ that you read in this story.
- Complete worksheet pg. 205 "Final Blends" from your Handouts

Tuesday (10/20): Comprehension - Cause and Effect

- Read the story, "Animal Park" from your 1.1 Reading Book
- Complete the Cause and Effect matching page from your Handouts. Cut out the causes and effects from the first page, match what happened (the effect) to why it happened (the cause), and glue the sentences in the correct places.
 - There are four different cause/effect matches - it doesn't matter the order you glue them. Review the week at a glance video if you need clarification.


Wednesday (10/21): Writing - Brief Composition (tells about real things)

- Choose an animal to observe (or that you've observed before) and write a brief composition about that animal. You can use your Reading Book (the story, "Animal Park"), PebbleGo, or other nonfiction books to get additional facts about your animal if you choose.
- Use the provided writing paper (pg. 72) to write your composition about your animal. Remember to only write about the one animal, use your best handwriting, include a topic sentence, use capital letters at the beginning of sentences, and use correct punctuation.
- Refer to the pages from the Handouts - "Tell About an Animal" & "Composition - Top Score Response" to help you in writing your composition.
- Read your writing to someone at your house.
 - DL COHORT:** Take a picture of your writing and record yourself reading your brief composition on Seesaw.


Thursday (10/22): Grammar/Writing - Exclamatory Sentences

- Complete worksheet pg. 214 "Exclamatory Sentences" from your Handouts.

	<input type="checkbox"/> Remember to write complete sentences using a capital letter and period. Use your best handwriting! Friday (10/23): Weekly Reading Test <input type="checkbox"/> Complete the weekly reading test either online or paper copy (teacher preference): Unit 1.6 “Animal Park”
--	--



What do students need to submit? How can students submit their work?	Submit the Following: <ul style="list-style-type: none"> <input type="checkbox"/> Animal Composition - writing sample <input type="checkbox"/> Unit 1.6 “Animal Park” Weekly Test Submit Work Via: <ol style="list-style-type: none"> 1. Electronically via Seesaw (preferred method, if possible) 2. Email it to the teacher 3. Drop off at school
---	--



What standards do the lessons cover?	<input type="checkbox"/> 1.RF.2 Demonstrate understanding of spoken words, syllables, and sounds (phonemes). <input type="checkbox"/> 1.RF.3 Know and apply grade-level phonics and word analysis skills in decoding words. <input type="checkbox"/> 1.RF.4 Read with sufficient accuracy and fluency to support comprehension <input type="checkbox"/> 1.L.2 Demonstrate command of the conventions of standard English capitalization, punctuation, and spelling when writing. <input type="checkbox"/> 1.RI.1 Ask and answer questions about key details in text. <input type="checkbox"/> 1.W.2 Write informative/explanatory texts that: <ol style="list-style-type: none"> a. Name a topic b. Supply some facts about the topic c. Provide some sense of closure <input type="checkbox"/> 1.W.8 With guidance and support, use background knowledge and/or information gathered from sources to respond in writing to a question.
--------------------------------------	---

What materials do students need? What extra resources can students use?	If you do not have access to the materials you need, contact your teacher. Required Materials: <ul style="list-style-type: none"> <input type="checkbox"/> Reading Textbook 1.1 Extra Resources: <ul style="list-style-type: none"> <input type="checkbox"/> None
--	---

What can students do if they finish early?	<input type="checkbox"/> Epic https://www.getepic.com/students <input type="checkbox"/> Freckle - ELA/English https://student.freckle.com/#/login
--	---

Who can we contact if we have questions?	Brandon Elementary Building Principal: Mr. Horst- Merle.horst@k12.sd.us Teachers: Ms. Darling- Sarah.Darling@k12.sd.us Ms. Grabinski- Jillian.Grabinski@k12.sd.us Ms. Lindner- Erin.Lindner@k12.sd.us Ms. Meier- Heidi.Meier@k12.sd.us Ms. Visser- Erin.Visser@k12.sd.us Fred Assam Elementary Building Principal: Ms. Foster- susan.foster@k12.sd.us Teachers: Ms. Bisbee- Erin.Bisbee@k12.sd.us
--	--

	<p>Ms. Brakke- Brandy.Brakke@k12.sd.us Ms. Felder- Sarah.Felder@k12.sd.us Ms. Herbers- Cathie.Herbers@k12.sd.us Ms. Kringen- Merissa.Kringen@k12.sd.us Robert Bennis Elementary Building Principal: Ms. Hofkamp- Kristin.Hofkamp@k12.sd.us Teachers: Ms. Childress- Jamee.Childress@k12.sd.us Ms. Dekker- Sue.Dekker@k12.sd.us Ms. Peters- Anne.Peters@k12.sd.us Ms. Lutz- Alyssa.Lutz@k12.sd.us Ms. Storm Jena.Storm@k12.sd.us Valley Springs Elementary Building Principal: Ms. Palmer- tanya.palmer@k12.sd.us Teacher: Ms. Huska- Teri.Huska@k12.sd.us</p>
--	---

Notes: *Try to read books of your choice for at least 15-20 minutes each day!*

Instructional materials are posted below (if applicable)

Brandon Valley School District

Brandon Valley School District Distance Learning Plan

LESSON/UNIT: Science/Social Studies

SUBJECT/GRADE: Science/SS, 1st Grade

DATES: October 19-23, 2020

What do students need to do?

[Link to BV Week at a Glance instructional video.](#)

Monday (10/19): Science

- Watch the BV Week at a Glance instructional video
- Science: Watch the Mystery Science Video (Lesson 6: Plant Movement and Survival; “What do sunflowers do when you’re not looking?”); Link can be found in the Handouts packet
- Complete the page in the Handouts about what a flower needs to survive and grow. Write a complete sentence using a capital letter and punctuation.

Tuesday (10/20): Seasonal Science - Pumpkins

- Watch the seasonal Mystery Science Mini Lesson: Why are pumpkins orange? (Link in Handouts)
- Watch this YouTube video from SciShow Kids: [Dissect a Pumpkin](#)
- Complete the “Pumpkin Facts” coloring page from the Handouts
- OPTIONAL:** Use the “Measuring Pumpkins” page to explore pumpkins you have at home.

Wednesday (10/21): Social Studies

- Read “Our Country Begins” on pg. 12-13 in your “US Symbols” social studies magazine

Thursday (10/22): Social Studies

- Read “Freedom and Liberty” on pg. 14-15 in your “US Symbols social studies magazine

Friday (10/23): Social Studies

- Read “Patriots” on pg. 16-17 in your “US Symbols” social studies magazine
- Think & Discuss:** Choose one of our American symbols, landmarks, or monuments, and tell why it is important to our country. When you are speaking, remember to use correct grammar and to use relevant details to express your idea clearly.
 - On Seesaw:** Use the drawing tool to draw a picture of what you chose. Use the recording button to record your voice telling about the symbol/monument/landmark that you chose.

	<input type="checkbox"/> If you do not have access to Seesaw: draw a picture and discuss, with someone at your house, why that symbol/monument/landmark is important.
What do students need to submit? How can students submit their work?	Submit the Following: <ul style="list-style-type: none"> <input type="checkbox"/> Think & Discuss 1 American symbol, landmark, or monument. Document picture and recording on Seesaw (if you don't have access to Seesaw - submit a picture and have someone transcribe what you said to describe the symbol you chose). Submit Work Via: <ol style="list-style-type: none"> 1. Electronically via Seesaw (preferred method, if possible) 2. Email it to the teacher 3. Drop off at school
What standards do the lessons cover?	<ul style="list-style-type: none"> <input type="checkbox"/> 1.LS1.2 Read texts and use media to determine patterns in behavior of parents and offspring that help offspring survive. <input type="checkbox"/> 1.SL.4 Describe people, places, things, and events with relevant details, expressing ideas and feelings clearly. <input type="checkbox"/> 1.SL.5 Create drawings or other visual displays when appropriate to clarify ideas, thoughts, and feelings. <input type="checkbox"/> 1.SL.6 Produce complete sentences when appropriate to task and situation. <input type="checkbox"/> 1.C.1.1 Identify primary symbols of the United States.
What materials do students need? What extra resources can students use?	If you do not have access to the materials you need, contact your teacher. Required Materials: <ul style="list-style-type: none"> <input type="checkbox"/> US Symbols magazine <input type="checkbox"/> Handout with link to Mystery Science Videos Extra Resources: <ul style="list-style-type: none"> <input type="checkbox"/> None
What can students do if they finish early?	<input type="checkbox"/> Explore PebbleGo https://site.pebblego.com/
Who can we contact if we have questions?	Brandon Elementary Building Principal: Mr. Horst- Merle.horst@k12.sd.us Teachers: Ms. Darling- Sarah.Darling@k12.sd.us Ms. Grabinski- Jillian.Grabinski@k12.sd.us Ms. Lindner- Erin.Lindner@k12.sd.us Ms. Meier- Heidi.Meier@k12.sd.us Ms. Visser- Erin.Visser@k12.sd.us Fred Assam Elementary Building Principal: Ms. Foster- susan.foster@k12.sd.us Teachers: Ms. Bisbee- Erin.Bisbee@k12.sd.us Ms. Brakke- Brandy.Brakke@k12.sd.us Ms. Felder- Sarah.Felder@k12.sd.us Ms. Herbers- Cathie.Herbers@k12.sd.us Ms. Kringen- Merissa.Kringen@k12.sd.us Robert Bennis Elementary Building Principal: Ms. Hofkamp- Kristin.Hofkamp@k12.sd.us

Teachers:

Ms. Childress- Jamee.Childress@k12.sd.us

Ms. Dekker- Sue.Dekker@k12.sd.us

Ms. Peters- Anne.Peters@k12.sd.us

Ms. Lutz- Alyssa.Lutz@k12.sd.us

Ms. Storm Jena.Storm@k12.sd.us

Valley Springs Elementary

Building Principal: Ms. Palmer- tanya.palmer@k12.sd.us

Teacher:

Ms. Huska- Teri.Huska@k12.sd.us

Notes:

Instructional materials are posted below (if applicable)

Brandon Valley School District

Brandon Valley School District Distance Learning Plan


LESSON/UNIT: Week 2

SUBJECT/GRADE: Counselor/Kindergarten

DATES: October 19-23, 2020



<p>What do students need to do?</p> <p><u>Link to BV Counseling instructional video</u></p>	<p>Monday (10/19):</p> <ul style="list-style-type: none"> ● Watch the Counseling instructional video (link can be found in the upper left corner of this document). ● Friendship <ul style="list-style-type: none"> ○ Introduce what a friend is and how to greet without touching <p>Tuesday (10/20):</p> <ul style="list-style-type: none"> ● Friendship <ul style="list-style-type: none"> ○ Explain how to join a game <p>Wednesday (10/21):</p> <ul style="list-style-type: none"> ● Worry and Mindfulness <ul style="list-style-type: none"> ○ Explain what worry and mindfulness is <p>Thursday (10/22):</p> <ul style="list-style-type: none"> ● Tattling: Kelso's Choices <ul style="list-style-type: none"> ○ Discuss big versus small problems <p>Friday (10/23):</p> <ul style="list-style-type: none"> ● Friendship, Self-Esteem, and Respect: Kelso's Choices <ul style="list-style-type: none"> ○ Discuss again big versus small problems
---	--



<p>What do students need to submit? How can students submit their work?</p>	<p>Submit the Following:</p> <ul style="list-style-type: none"> <input type="checkbox"/> 1. There is nothing to submit this week <p>Submit Work Via:</p> <ol style="list-style-type: none"> 1. Electronically via <u>Seesaw</u> (preferred, if possible) 2. Email it to the teacher 3. Drop off at school
---	---




<p>What standards do the lessons cover?</p>	<p>ASCA Standards: M 1.; M 2.; M 4.; M 5.; M 7.; B-PF- 1.; B-PF 4.; B-PF 6.; B-PF 9.; B-SS 1.; B-SS 6.; B-PA 1.; B-PA 4.;</p>
---	---

<p>What materials do students need? What extra resources can students use?</p>	<p>If you do not have access to the materials you need, contact your teacher.</p> <p>Required Materials:</p> <ul style="list-style-type: none"> ● Monday: None ● Tuesday: None ● Wednesday: None ● Thursday: None ● Friday: None <p>Extra Resources:</p> <ul style="list-style-type: none"> ● Monday: https://www.teacherspayteachers.com/Product/KindnessRules-FREE-Friendship-Differentiated-Journals ● Tuesday: https://www.teacherspayteachers.com/Product/Social-Skills-Scripted-Task-Cards-for-The-Next-Steps-To-A-Friendship ● Wednesday: https://www.teacherspayteachers.com/Product/FREEBIE-May-Worry-Journal-an-anxiety-and-mindfulness ● Thursday: https://www.teacherspayteachers.com/FreeDownload/Managing-Tattle-Tails-with-Kelsos-Choices ● Friday: https://www.teacherspayteachers.com/Product/The-Zax-and-Kelsos-choices
<p>What can students do if they finish early?</p>	<ul style="list-style-type: none"> ● Typing Club Jungle Junior https://www.typingclub.com/login.html
<p>Who can we contact if we have questions?</p>	<p>Brandon Elementary Building Principal: Mr. Horst- Merle.Horst@k12.sd.us Counselor: Ms. Kolb- Vickie.Kolb@k12.sd.us</p> <p>Robert Bennis Elementary Building Principal: Ms. Hofkamp- Kristin.Hofkamp@k12.sd.us Counselor: Ms. Osheim- Tammy.Osheim@k12.sd.us</p> <p>Fred Assam Elementary Building Principal: Ms. Foster- Susan.Foster@k12.sd.us Counselor: Ms. Nelson- Angie.Nelson@k12.sd.us</p> <p>Valley Springs Elementary Building Principal: Ms. Palmer- Tanya.Palmer@k12.sd.us Counselor: Ms. Palmer- Tanya.Palmer@k12.sd.us</p>
<p>Notes:</p>	

Instructional materials are posted below (if applicable)


Brandon Valley School District

Examples of the Free Resources



FRIENDS

I see the
A friend
A friend is
Good friends are



 <p>Invite Them To Spend Time With You</p>	 <p>Listen To What They Are Asking</p>
 <p>Ask How You Can Help</p>	 <p>Say Please, Sorry or Thank you</p>


My WORRY Journal

Name: _____

Being mindful means pausing to be aware of what is happening around you right now at this moment.


Trace and spell the word. Color the picture.

DAY 1







DAY 2


Do these pictures look like children who are being mindful?



When should I tell the Teacher?

<p>TELLING</p>  <p>Keeping someone safe</p>	<p>TATTLEING</p>  <p>Trying to get someone in trouble</p>
 <p>You need help from an adult</p>	 <p>Get advice or help from your friend</p>

What can I do instead of Tattling?




- Wait and Cool Off
- Go to Another Game
- Talk It Out
- Share and Take Turns
- Ignore It
- Walk Away
- Tell Them to Stop
- Apologize
- Make a Deal

When should I tell the Teacher?

Name: _____

The Zeez are having a social problem because _____



Color or shade in the strategy you think the Zeez should use to solve their problem.

Write or draw the Zeez solving their problem.

