

Brandon Valley School District
Distance Learning Plans
October 5 - 9, 2020

Grade 2



Brandon Valley School District Distance Learning Plan


LESSON/UNIT: Ch.2 Number Patterns

SUBJECT/GRADE: Math / 2nd


DATES: October 5-9



<p>What do students need to do?</p> <p>Link to BV Week at a Glance instructional video.</p>	<p>Monday (10/5):</p> <ul style="list-style-type: none"><input type="checkbox"/> Watch the BV Week at a Glance instructional video.<input type="checkbox"/> Complete Check My Progress workbook pages 125-126. <p>Tuesday (10/6):</p> <ul style="list-style-type: none"><input type="checkbox"/> Complete Repeated Addition workbook pages 128-130. <p>Wednesday (10/7):</p> <ul style="list-style-type: none"><input type="checkbox"/> Complete Repeated Addition with Arrays workbook pages 134-136. <p>Thursday (10/8):</p> <ul style="list-style-type: none"><input type="checkbox"/> Complete Repeated Addition with Arrays workbook pages 137-138. <p>Friday (10/9):</p> <ul style="list-style-type: none"><input type="checkbox"/> Complete Even and Odd Numbers workbook pages 140-142.
---	---



<p>What do students need to submit? How can students submit their work?</p>	<p>Submit the Following:</p> <ul style="list-style-type: none"><input type="checkbox"/> 1. Check My Progress pages 125-126.<input type="checkbox"/> 2. Repeated Addition with Arrays pages 137-138. <p>Submit Work Via:</p> <ol style="list-style-type: none">1. Electronically via Seesaw (preferred method, if possible)2. Email it to the teacher3. Drop off at school
---	--



<p>What standards do the lessons cover?</p>	<p>2.OA.A1. Represent and solve problems involving addition and subtraction. 1. Use addition and subtraction within 100 to solve one- and two-step word problems involving situations of adding to, taking from, putting together, taking apart, and comparing, with unknowns in all positions, e.g., by using drawings and equations with a symbol for the unknown number to represent the problem.</p> <p>2.OA.A3. Determine whether a group of objects (up to 20) has an odd or even number of members, e.g., by pairing objects or counting them by 2s; write an equation to express an even number as a sum of two equal addends.</p> <p>2.OA.A4. Use addition to find the total number of objects arranged in rectangular arrays with up to 5 rows and up to 5 columns; write an equation to express the total as a sum of equal addends</p>
---	--

<p>What materials do students need? What extra resources can students use?</p>	<p>If you do not have access to the required materials, contact your teacher. Required Materials: <ul style="list-style-type: none"> ● math book, pencil Extra Resources: <ul style="list-style-type: none"> ● </p>
<p>What can students do if they finish early?</p>	<ul style="list-style-type: none"> ● Complete My Homework workbook pages from each of the sections covered this week ● Freckle Math https://student.freckle.com/#/login
<p>Who can we contact if we have questions?</p>	<p><u>Brandon Elementary</u> Building Principal: Mr. Horst- Merle.Horst@k12.sd.us Teachers: Ms. Johnson- Alyssa.Johnson@k12.sd.us Ms. Kueter- Kim.Kueter@k12.sd.us Ms. Pearson- Cassie.Pearson@k12.sd.us Ms. Shutes- Cassondra.Shutes@k12.sd.us Ms. Westhoff- Kendra.Westhoff@k12.sd.us <u>Robert Bennis Elementary</u> Building Principal: Ms. Hofkamp- Kristin.Hofkamp@k12.sd.us Teachers: Ms. Adams- Laurie.Adams@k12.sd.us Ms. DeBoer- Stacy.Deboer@k12.sd.us Ms. Hatlestad- Andrea.Hatlestad@k12.sd.us Ms. Silvernail- Jayna.Silvernail@k12.sd.us Ms. Westcott- Sandra.Westcott@k12.sd.us <u>Fred Assam Elementary</u> Building Principal: Ms. Foster- Susan.Foster@k12.sd.us Teachers: Ms. Deitering- Kayla.Deitering@k12.sd.us Ms. Bobzien- Morgan.Bobzien@k12.sd.us Ms. Livingston- Missy.Livingston@k12.sd.us Ms. Olson- Angie.Olson@k12.sd.us Ms. Presler- JoAnn.Presler@k12.sd.us <u>Valley Springs Elementary:</u> Building Principal: Ms. Palmer- Tanya.Palmer@k12.sd.us Teacher: Ms. Bertsch- Megan.Bertsch@k12.sd.us</p>
<p>Notes:</p>	

Instructional materials are posted below (if applicable)

Brandon Valley School District

Brandon Valley School District Distance Learning Plan

LESSON/UNIT: Abraham Lincoln

SUBJECT/GRADE: Reading / 2nd


DATES: October 5-9



<p>What do students need to do?</p> <p>Link to BV Week at a Glance instructional video.</p>	<p>Monday (10/5):</p> <ul style="list-style-type: none"> <input type="checkbox"/> Watch the BV Week at a Glance instructional video. <input type="checkbox"/> Introduction to Author’s Purpose: Complete page 77: Comprehension: Author’s Purpose (in your handouts packet). <p>Tuesday (10/6):</p> <ul style="list-style-type: none"> <input type="checkbox"/> To demonstrate understanding of Author’s purpose, characters, and setting: Read “Abraham Lincoln” in your Reading Street book pages 224-239. Answer the comprehension questions from page 240 on a piece of paper or as an audio or visual file on SeeSaw. <p>Wednesday (10/7):</p> <ul style="list-style-type: none"> <input type="checkbox"/> Spelling: Students may choose to complete either page 73 OR 74 (in your handouts packet): Contractions. If they would like a challenge, they may complete both spelling practice pages. <p>Thursday (10/8):</p> <ul style="list-style-type: none"> <input type="checkbox"/> Grammar: Complete page 76 (in your handouts packet): Conventions: Proper Nouns. <p>Friday (10/9):</p> <ul style="list-style-type: none"> <input type="checkbox"/> Review: Facts and Details: Complete page 72: Facts and Details Review.
---	---



<p>What do students need to submit? How can students submit their work?</p>	<p>Submit the Following:</p> <ul style="list-style-type: none"> <input type="checkbox"/> 1. Page 77: Author’s Purpose <input type="checkbox"/> 2. Abraham Lincoln Comprehension questions <p>Submit Work Via:</p> <ol style="list-style-type: none"> 1. Electronically via Seesaw (preferred method, if possible) 2. Email it to the teacher 3. Drop off at school
---	---



<p>What standards do the lessons cover?</p>	<p>2.RF. 3 Know and apply grade level phonics.</p> <p>2.RL.1 Ask and answer such questions as who, what, where, when, why, and how to demonstrate understanding of key details in a text.</p> <p>2.RL.3 Describe how characters in a story respond to major events and challenges.</p> <p>2.L.2 Demonstrate command of the conventions of standard English capitalization, punctuation, and spelling when writing. a. Capitalize holidays, product names, and geographic names. c. Use an apostrophe to form contractions and singular possessives.</p>
---	---

<p>What materials do students need? What extra resources can students use?</p>	<p>If you do not have access to the required materials, contact your teacher.</p> <p>Required Materials:</p> <ul style="list-style-type: none"> • Reading Street book, worksheets, pencil <p>Extra Resources:</p> <ul style="list-style-type: none"> •
<p>What can students do if they finish early?</p>	<p>https://student.freckle.com/#/login Read for 20 minutes every day. https://www.getepic.com/sign-in https://www.storylineonline.net/</p>
<p>Who can we contact if we have questions?</p>	<p>Brandon Elementary Building Principal: Mr. Horst- Merle.Horst@k12.sd.us Teachers: Ms. Johnson- Alyssa.Johnson@k12.sd.us Ms. Kueter- Kim.Kueter@k12.sd.us Ms. Pearson- Cassie.Pearson@k12.sd.us Ms. Shutes- Cassandra.Shutes@k12.sd.us Ms. Westhoff- Kendra.Westhoff@k12.sd.us Robert Bennis Elementary Building Principal: Ms. Hofkamp- Kristin.Hofkamp@k12.sd.us Teachers: Ms. Adams- Laurie.Adams@k12.sd.us Ms. DeBoer- Stacy.Deboer@k12.sd.us Ms. Hatlestad- Andrea.Hatlestad@k12.sd.us Ms. Silvernail- Jayna.Silvernail@k12.sd.us Ms. Westcott- Sandra.Westcott@k12.sd.us Fred Assam Elementary Building Principal: Ms. Foster- Susan.Foster@k12.sd.us Teachers: Ms. Deitering- Kayla.Deitering@k12.sd.us Ms. Bobzien- Morgan.Bobzien@k12.sd.us Ms. Livingston- Missy.Livingston@k12.sd.us Ms. Olson- Angie.Olson@k12.sd.us Ms. Presler- JoAnn.Presler@k12.sd.us Valley Springs Elementary: Building Principal: Ms. Palmer- Tanya.Palmer@k12.sd.us Teacher: Ms. Bertsch- Megan.Bertsch@k12.sd.us</p>
<p>Notes:</p>	

Instructional materials are posted below (if applicable)

Brandon Valley School District

Brandon Valley School District Distance Learning Plan

LESSON/UNIT: Material Magic / Leaders and Government

SUBJECT/GRADE: Science/SS/2nd grade

DATES: October 5-9

What do students need to do?

[Link to BV Week at a Glance instructional video.](#)

Monday (10/5): Science Introduction

- Watch the BV Week at a Glance instructional video.
- View the video slide presentation OR read the video transcript provided for the Mystery Science: **Material Magic Mystery #5: Materials, Properties, and Engineering** video. The video link and transcript are in the handouts/printed packets.

Tuesday (10/6): Science Exploration: Could You Build a House Out of Paper?

- Your student will need a flat, level area where they can build a tower without bumping into anything. Desks and tables are great. Floor space works as long as you have a hard surface. We don't recommend building towers on a carpet.
- Use the [Paper Towers](#) handout to complete and analyze your exploration.

Wednesday (10/7): Science Exploration: Build a House Out of _____

- Use the [Just Build It](#) handout to complete and analyze an engineering exploration of your choosing.

Thursday (10/8): Social Studies: Washington, D.C.

- In your Leaders and Government magazine, read pages 10-11: Washington, D.C. When you finish reading, discuss: **Why is it important to have a national capitol (Washington, D.C.) where the government meets and works?**

Friday (10/9): Social Studies: National Symbols found in Washington, D.C.

- Choose and read a PebbleGO article (on the website or by looking at the articles found in your handouts packet) on one of the national symbols that can be found in Washington, D.C. Your options are [The Thomas Jefferson Memorial](#), [The U.S. Capitol](#), [The Washington Monument](#), [The White House](#), and [the American Flag](#). Then either on a piece of paper or digitally, create a poster about your national symbol including the following information:
 - A picture of your chosen symbol
 - The symbol's name
 - Who does it honor or why was it built?
 - When was it built or created?

	<input type="checkbox"/> Why do you think this symbol is important to the United States of America? <input type="checkbox"/> Would you change anything about the symbol? If so, what and why?
What do students need to submit? How can students submit their work?	Submit the Following: <ul style="list-style-type: none"> <input type="checkbox"/> 1. Science Exploration: Could You Build a House Out of Paper? <input type="checkbox"/> 2. National Symbol Poster Submit Work Via: <ol style="list-style-type: none"> 1. Electronically via Seesaw (preferred method, if possible) 2. Email it to the teacher 3. Drop off at school
What standards do the lessons cover?	2-PS1-2 Analyze data obtained from testing different materials to determine which materials have the properties that are best suited for an intended purpose. 2.C.1.1. Explain, in written form, through speech, or through the use of technology, the meaning behind our national symbols
What materials do students need? What extra resources can students use?	If you do not have access to the required materials, contact your teacher. Required Materials: <ul style="list-style-type: none"> ● Paper Towers handout, notecards, paperclips, ___ handout, building materials of your choice ● Leaders and Government Social Studies Magazine, PebbleGo articles Extra Resources: <ul style="list-style-type: none"> ●
What can students do if they finish early?	<ul style="list-style-type: none"> ● Epic https://www.getepic.com/students ● PebbleGO https://www.pebblego.com
Who can we contact if we have questions?	Brandon Elementary Building Principal: Mr. Horst- Merle.Horst@k12.sd.us Teachers: Ms. Johnson- Alyssa.Johnson@k12.sd.us Ms. Kueter- Kim.Kueter@k12.sd.us Ms. Pearson- Cassie.Pearson@k12.sd.us Ms. Shutes- Cassandra.Shutes@k12.sd.us Ms. Westhoff- Kendra.Westhoff@k12.sd.us Robert Bennis Elementary Building Principal: Ms. Hofkamp- Kristin.Hofkamp@k12.sd.us Teachers: Ms. Adams- Laurie.Adams@k12.sd.us Ms. DeBoer- Stacy.Deboer@k12.sd.us Ms. Hatlestad- Andrea.Hatlestad@k12.sd.us Ms. Silvernail- Jayna.Silvernail@k12.sd.us Ms. Westcott- Sandra.Westcott@k12.sd.us Fred Assam Elementary Building Principal: Ms. Foster- Susan.Foster@k12.sd.us Teachers: Ms. Deitering- Kayla.Deitering@k12.sd.us

	Ms. Bobzien- Morgan.Bobzien@k12.sd.us Ms. Livingston- Missy.Livingston@k12.sd.us Ms. Olson- Angie.Olson@k12.sd.us Ms. Presler- JoAnn.Presler@k12.sd.us Valley Springs Elementary: <u>Building Principal:</u> Ms. Palmer- Tanya.Palmer@k12.sd.us Teacher: Ms. Bertsch- Megan.Bertsch@k12.sd.us
--	---

Notes:

Instructional materials are posted below (if applicable)

Brandon Valley School District

Brandon Valley School District Distance Learning Plan

LESSON/UNIT: Musical Staff/ "Peter and the wolf" SUBJECT/GRADE: 2nd Grade Music

DATES: Oct 5-9, 2020

What do students need to do?

[Link to BV Music instructional video.](#)

Monday (9/28):

- Watch the Music instructional video (link can be found in the upper left corner of this document).
- READ! "What is a musical staff?" Learn about a musical staff together with a parent or alone.
- COMPLETE! Complete the musical staff worksheet, DAY 1

Tuesday (9/29):

- SING/LEARN! Each line & space note has a name! On the treble clef, the lines from the bottom up are EGBDF, while the spaces are FACE. Use these links to learn more:
 - Treble clef: <https://www.youtube.com/watch?v=2IXF-AcYbv0>
 - Space notes: <https://www.youtube.com/watch?v=J1v74oWfk8s>
 - Line notes: <https://www.youtube.com/watch?v=4r9LA60BtTw>

Wednesday (9/30):

- READ! "Peter and the Wolf" is a musical story written by Prokofiev. It uses many different instruments. Read the attached portion and learn about Peter and the Wolf.
- LISTEN: Find examples of each instrument being used and listen. Looking for great examples? Try these, taken from Prokofiev's music:
 - Peter's Theme (strings) <https://www.youtube.com/watch?v=Qe4yTxbOTi4>
 - Bird Theme (Flute): <https://www.youtube.com/watch?v=DFGwGRqbUBg>
 - Duck's Theme (Oboe): https://www.youtube.com/watch?v=hB8gtltBg_k
 - Cat's Theme (Clarinet) <https://www.youtube.com/watch?v=FeY5QaRnEBg>
 - Grandpa's Theme (Bassoon) <https://www.youtube.com/watch?v=2TH8tAhgizM>
 - Wolf's Theme (French Horns) <https://www.youtube.com/watch?v=bfvD9HdA5O8>
 - Hunter's Theme (Timpani) https://www.youtube.com/watch?v=PRTxPJfCKhY&list=RDbfvD9HdA5O8&start_radio=1

Thursday (10/1):

	<p><input type="checkbox"/> LISTEN! Listen to “Peter and the Wolf” by Prokofiev. You can find it here: https://www.youtube.com/watch?v=EvYN2-f0omE</p> <p>Friday:</p> <p><input type="checkbox"/> REVIEW! What did you learn this week? (Treble Clef staff, Instrument families, and Prokofiev’s “Peter and the Wolf”.)</p> <p><input type="checkbox"/> ANSWER! Why do you think Prokofiev chose the instruments that he did for each character?</p> <p><input type="checkbox"/> DISCUSS! Talk about what you learned & your thoughts about Prokofiev’s music with a parent or guardian.</p>
<p>What do students need to submit? How can students submit their work?</p>	<p>Submit the Following (Optional):</p> <p><input type="checkbox"/> 1. Picture of your completed musical staff page</p> <p>Submit Work Via:</p> <ol style="list-style-type: none"> 1. Email it to the teacher 2. Drop off at school
<p>What standards do the lessons cover?</p>	<p>2.MU.Cr.2.1.a With minimal guidance, demonstrate and explain personal reasons for selecting patterns and ideas for music that represent expressive intent. 2.MU.Cr.3.2.a With minimal guidance, convey expressive intent for a specific purpose by presenting a final version of personal musical ideas to peers or informal audience. 2.MU.Re.9.1.a With minimal guidance, apply personal and expressive preferences in the evaluation of music for specific purposes. 2.MU.Cn.11.1.a Demonstrate understanding of relationships between music and the other arts, other disciplines, varied contexts, and daily life</p>
<p>What materials do students need? What extra resources can students use?</p>	<p>If you do not have access to the materials you need, contact your teacher.</p> <p>Required Materials:</p> <ul style="list-style-type: none"> • Musical Staff INformation Page, Musical Staff Worksheet. Prokofiev’s “Peter and the Wolf” Information Page, Listening examples for musical staff & “Peter and the Wolf” (links are provided) <p>Extra Resources:</p> <ul style="list-style-type: none"> • Youtube (links provided)
<p>What can students do if they finish early?</p>	<p>Use the distance learning K-4 website to find awesome Quaver music activities. Follow the directions to login, and complete the assignments (there is nothing to turn in). https://sites.google.com/k12.sd.us/bvmusick4/home</p> <p>Dance Mat Typing https://www.dancemattypingguide.com/</p>
<p>Who can we contact if we have questions?</p>	<p>Brandon Elementary Building Principal: Mr. Horst- Merle.Horst@k12.sd.us Music: Ms. Fode- Rachael.Fode@k12.sd.us Robert Bennis Elementary Building Principal: Ms. Hofkamp- Kristin.Hofkamp@k12.sd.us Music: Mr. Fode- Jeff.Fode@k12.sd.us Fred Assam Elementary Building Principal: Ms. Foster- Susan.Foster@k12.sd.us Music: Ms. Verberg- April.Verburg@k12.sd.us Valley Springs Elementary</p>

	Building Principal: Ms. Palmer- Tanya.Palmer@k12.sd.us Music: Ms. Ackerman- Jodi.Ackerman@k12.sd.us
--	---

Notes:

Instructional materials are posted below (if applicable)

Brandon Valley School District