

Brandon Valley School District
Distance Learning Plans
September 14-18, 2020

Grade 4



Brandon Valley School District Distance Learning Plan

LESSON/UNIT: Chapter 3 Understanding Mult & Div.

SUBJECT/GRADE: Math

DATES: Sept. 14-18



<p>What do students need to do?</p> <p><u>Link to BV Week at a Glance instructional video.</u></p>	<p>Monday (9/14):</p> <ul style="list-style-type: none"> <input type="checkbox"/> Watch the 'BV Week at a Glance' instructional video. <input type="checkbox"/> Begin Chapter 3 - Lesson 1 - Relate Multiplication and Division pg. 137-138 in math workbook <p>Tuesday (9/15):</p> <ul style="list-style-type: none"> <input type="checkbox"/> Chapter 3 -Lesson 1 - Relate Multiplication and Division pg. 139-140 in math workbook <p>Wednesday (9/16):</p> <ul style="list-style-type: none"> <input type="checkbox"/> Chapter 3 - Lesson 3 - Multiplication as Comparison pg. 149-150 in math workbook <p>Thursday (9/17):</p> <ul style="list-style-type: none"> <input type="checkbox"/> Lesson 4 -Compare to Solve Problems pg. 157-158 in math workbook <p>Friday (9/18):</p> <ul style="list-style-type: none"> <input type="checkbox"/> Lesson 5 -Multiplication Properties and Division Rules, using pg. 161-162 as teaching pages, complete pg. 163-164.
<p>What do students need to submit? How can students submit their work?</p>	<p>Submit the Following:</p> <ul style="list-style-type: none"> <input type="checkbox"/> 1. Lesson 1 pg. 139-140 <input type="checkbox"/> 2. Lesson 3 pg. 149-150 <input type="checkbox"/> 3. Lesson 4 pg. 157-158 <p>Submit Work Via:</p> <ol style="list-style-type: none"> 1. Electronically via <u>Seesaw</u> (preferred method, if possible) 2. Email it to the teacher 3. Drop off at school
<p>What standards do the lessons cover?</p>	<p>4.OA.4- This cluster extends the understanding of multiplication and division to thinking about these operations in terms of composing and decomposing numbers into factors.</p> <p>4.OA.2-- Multiply or divide to solve word problems involving multiplicative comparison, e.g., by using drawings and equations with a symbol for the unknown number to represent the</p>

<p>What materials do students need? What extra resources can students use?</p>	<p>If you do not have access to the materials you need, contact your teacher.</p> <p>Required Materials:</p> <ul style="list-style-type: none"> ● Math Workbook ● pencil <p>Extra Resources:</p> <ul style="list-style-type: none"> ● https://student.freckle.com/#/login ● https://www.youtube.com/watch?v=E5UfrnbTPGo ● https://www.youtube.com/watch?v=LrYMhOAYOEK
<p>What can students do if they finish early?</p>	<ul style="list-style-type: none"> ● Make triangles and place fact family numbers for multiplication and division inside each triangle ● Complete any of the additional pages for these lessons, within your mathbook ● Practice multiplication facts
<p>Who can we contact if we have questions?</p>	<p><u>Brandon Elementary</u></p> <p>Building Principal: Mr. Horst- merle.horst@k12.sd.us</p> <p>Teachers: Mr. Giles- Scott.Giles@k12.sd.us Mr. Krivarchka- Joe.Krivarchka@k12.sd.us Mr. Schultz- benjamin.schultz@k12.sd.us Mr. Rogers- Marshall.Rogers@k12.sd.us</p> <p><u>Fred Assam Elementary</u></p> <p>Building Principal: Ms. Foster- susan.foster@k12.sd.us</p> <p>Teachers: Ms. Harte- Sarah.Harte@k12.sd.us Ms. Scholten- Tara.Scholten@k12.sd.us Mr. Steemken- Evan.Steemken@k12.sd.us Ms. Sunne- Noel.Sunne@k12.sd.us</p> <p><u>Robert Bennis Elementary</u></p> <p>Building Principal: Ms. Hofkamp- Kristin.Hofkamp@k12.sd.us</p> <p>Teachers: Mr. Linneweber- Cody.Linneweber@k12.sd.us Ms. Pudwill- Andrea.Pudwill@k12.sd.us Mr. Sylliaasen- Tim.Sylliaasen@k12.sd.us</p> <p><u>Valley Springs Elementary</u></p> <p>Building Principal: Ms. Palmer- tanya.palmer@k12.sd.us</p> <p>Teacher: Ms. Lueders- laura.lueders@k12.sd.us</p>
<p>Notes:</p>	

Instructional materials are posted below (if applicable)

Brandon Valley School District

Brandon Valley School District Distance Learning Plan

LESSON/UNIT: Lesson 4/Unit 1

SUBJECT/GRADE: Reading/4th

DATES: September 14-18

What do students need to do?

[Link to BV Week at a Glance instructional video.](#)

Monday (9/14):

- Watch the 'BV Week at a Glance' instructional video.
- Read the story 'The Horned Toad Prince' pg. 116-129
- Read the Vocabulary Strategy pg. 114 and use the Lesson Vocabulary page to complete Vocabulary worksheet pg. 75.

Tuesday (9/15):

- Complete Long e spelling worksheet pg. 28
- Read the Comprehension Skill strategy pg. 112 and complete Author's Purpose pg. 35
- Complete Compound Sentence worksheet pg. 76

Wednesday (9/16):

- Complete Vocabulary worksheet pg. 27
- Complete Author's Purpose pg. 26
- Complete Long e spelling worksheet pg. 77

Thursday (9/17):

- Complete Author's Purpose pg. 73
- Complete Compound Sentences pg. 36
- Complete Compound Word worksheet

Friday (9/18):

- Complete the Week 4 vocabulary and reading skill assessment
- Complete Long e spelling worksheet pg 34

What do students need to submit?
How can students submit their work?

Submit the Following:

1. Vocabulary worksheet pg. 75
2. Compound sentences pg. 76
3. Long e spelling worksheet pg. 28
4. Author's Purpose worksheet pg. 26
5. Week 4 Vocabulary and reading skill assessment

	<p>Submit Work Via:</p> <ol style="list-style-type: none"> 1. Electronically via Seesaw (preferred method, if possible) 2. Email it to the teacher 3. Drop off at school
<p>What standards do the lessons cover?</p>	<p>4.RI.8 Explain how an author uses reasons and evidence to support particular points in a text. (Author’s Purpose) 4.RL.4 Determine the meaning of words and phrases as they are used in a text, including figurative language such as metaphors and similes. (Vocabulary) 1.L.1 Demonstrate command of the conventions of standard English grammar and usage when writing or speaking. (Compound Sentences)</p>
<p>What materials do students need? What extra resources can students use?</p>	<p>If you do not have access to the materials you need, contact your teacher.</p> <p>Required Materials:</p> <ul style="list-style-type: none"> ● Pencil ● Reading textbook ● Weekly reading worksheets <p>Extra Resources:</p> <ul style="list-style-type: none"> ● https://www.youtube.com/watch?v=b--Ndkp9_40 ● https://www.youtube.com/watch?v=3BVOIyUnk6s
<p>What can students do if they finish early?</p>	<ul style="list-style-type: none"> ● https://www.quia.com/rr/482059.html ● https://student.freckle.com/#/login ● Online books for read <ul style="list-style-type: none"> ○ https://www.funbrain.com/books ○ https://www.storylineonline.net/ ○ https://www.freechildrenstories.com/
<p>Who can we contact if we have questions?</p>	<p><u>Brandon Elementary</u> Building Principal: Mr. Horst- merle.horst@k12.sd.us Teachers: Mr. Giles- Scott.Giles@k12.sd.us Mr. Krivarchka- Joe.Krivarchka@k12.sd.us Mr. Schultz- benjamin.schultz@k12.sd.us Mr. Rogers- Marshall.Rogers@k12.sd.us <u>Fred Assam Elementary</u> Building Principal: Ms. Foster- susan.foster@k12.sd.us Teachers: Ms. Harte- Sarah.Harte@k12.sd.us Ms. Scholten- Tara.Scholten@k12.sd.us Mr. Steemken- Evan.Steemken@k12.sd.us Ms. Sunne- Noel.Sunne@k12.sd.us <u>Robert Bennis Elementary</u> Building Principal: Ms. Hofkamp- Kristin.Hofkamp@k12.sd.us Teachers: Mr. Linneweber- Cody.Linneweber@k12.sd.us Ms. Pudwill- Andrea.Pudwill@k12.sd.us Mr. Sylliaasen- Tim.Sylliaasen@k12.sd.us <u>Valley Springs Elementary</u> Building Principal: Ms. Palmer- tanya.palmer@k12.sd.us Teacher: Ms. Lueders- laura.lueders@k12.sd.us</p>

Notes:

Instructional materials are posted below (if applicable)


Brandon Valley School District

Brandon Valley School District Distance Learning Plan

LESSON/UNIT: Human Machines/American History

SUBJECT/GRADE: Science/Social Studies


DATES: Sept. 14-18



<p>What do students need to do?</p> <p><u>Link to BV Week at a Glance instructional video.</u></p>	<p>Monday (9/14):</p> <ul style="list-style-type: none"> <input type="checkbox"/> Watch the 'BV Week at a Glance' instructional video. <input type="checkbox"/> Read the transcript or watch the video for the Mystery 3 Lesson. <p>Tuesday (9/15):</p> <ul style="list-style-type: none"> <input type="checkbox"/> Read 'A Land of Many Cultures' pg. 4-5 in the magazine 'How Americans Live'. <p>Wednesday (9/16):</p> <ul style="list-style-type: none"> <input type="checkbox"/> Reread Mystery 3 Lesson. <input type="checkbox"/> Complete Mystery 3 assessment. <p>Thursday (9/17):</p> <ul style="list-style-type: none"> <input type="checkbox"/> Reread 'A Land of Many Cultures' pg. 4-5. <input type="checkbox"/> Complete the worksheet 'How Americans Live: A Land of Many Cultures'. <p>Friday (9/18):</p> <ul style="list-style-type: none"> <input type="checkbox"/> Use pg. 4-5, as well as pg. 18 in 'How Americans Live' magazine, to write one diary entry (one paragraph) as an immigrant entering the United States.
--	--



<p>What do students need to submit? How can students submit their work?</p>	<p>Submit the Following:</p> <ul style="list-style-type: none"> <input type="checkbox"/> 1. 'How Americans Live' worksheet <input type="checkbox"/> 2. Mystery 3 assessment <input type="checkbox"/> 3. Diary Entry <p>Submit Work Via:</p> <ol style="list-style-type: none"> 1. Electronically via <u>Seesaw</u> (preferred method, if possible) 2. Email it to the teacher 3. Drop off at school
---	---



<p>What standards do the lessons cover?</p>	<p>4.H.5.2 Use evidence to develop a claim about the past.</p> <p>4.H.3.1 Compare and Contrast life today with life in historical time period.</p> <p>4.H.5.1 Infer the intended audience and purpose of a historical source from information within the source itself.</p> <p>4-PS4-2 - Develop a model to describe how light reflecting from objects and entering the eye allows objects to be seen.</p>
---	--

<p>What materials do students need? What extra resources can students use?</p>	<p>If you do not have access to the materials you need, contact your teacher.</p> <p>Required Materials:</p> <ul style="list-style-type: none"> ● How Americans Live magazine ● Worksheet ● pencil ● Mystery 3 lesson ● Mystery 3 assessment <p>Extra Resources:</p> <ul style="list-style-type: none"> ● https://www.coolkidfacts.com/eye-facts/ ● https://www.ducksters.com/science/sight and the eye.php
<p>What can students do if they finish early?</p>	<ul style="list-style-type: none"> ● Research more about slavery. ● Continue writing a diary, regarding immigration into the United States. ● https://www.learninggamesforkids.com/hand-eye-games.html ● Pebblego
<p>Who can we contact if we have questions?</p>	<p><u>Brandon Elementary</u> Building Principal: Mr. Horst- merle.horst@k12.sd.us Teachers: Mr. Giles- Scott.Giles@k12.sd.us Mr. Krivarchka- Joe.Krivarchka@k12.sd.us Mr. Schultz- benjamin.schultz@k12.sd.us Mr. Rogers- Marshall.Rogers@k12.sd.us <u>Fred Assam Elementary</u> Building Principal: Ms. Foster- susan.foster@k12.sd.us Teachers: Ms. Harte- Sarah.Harte@k12.sd.us Ms. Scholten- Tara.Scholten@k12.sd.us Mr. Steemken- Evan.Steemken@k12.sd.us Ms. Sunne- Noel.Sunne@k12.sd.us <u>Robert Bennis Elementary</u> Building Principal: Ms. Hofkamp- Kristin.Hofkamp@k12.sd.us Teachers: Mr. Linneweber- Cody.Linneweber@k12.sd.us Ms. Pudwill- Andrea.Pudwill@k12.sd.us Mr. Sylliaasen- Tim.Sylliaasen@k12.sd.us <u>Valley Springs Elementary</u> Building Principal: Ms. Palmer- tanya.palmer@k12.sd.us Teacher: Ms. Lueders- laura.lueders@k12.sd.us</p>
<p><u>Notes:</u></p>	

Instructional materials are posted below (if applicable)


Brandon Valley School District

Brandon Valley School District Distance Learning Plan

LESSON/UNIT: Week 5

SUBJECT/GRADE: Physical Education/4th

DATES: 9/14-9/18



<p>What do students need to do?</p> <p><u>Link to BV PE instructional video.</u></p>	<p>Monday (9/14):</p> <ul style="list-style-type: none"> <input type="checkbox"/> Watch the PE instructional video (link can be found in the upper left corner of this document). <input type="checkbox"/> Achy Breaky Heart Line Dance <p>Tuesday (9/15):</p> <ul style="list-style-type: none"> <input type="checkbox"/> Kicking a stationary and moving ball to loft and stay on ground <input type="checkbox"/> Punting <p>Wednesday (9/16):</p> <ul style="list-style-type: none"> <input type="checkbox"/> Fitness Stations <p>Thursday (9/17):</p> <ul style="list-style-type: none"> <input type="checkbox"/> Kicking a stationary and moving ball to loft and stay on ground <input type="checkbox"/> Punting <p>Friday (9/18):</p> <ul style="list-style-type: none"> <input type="checkbox"/> Fitness Stations
<p>What do students need to submit? How can students submit their work?</p>	<p>Submit the Following (Optional):</p> <ul style="list-style-type: none"> <input type="checkbox"/> 1.Take Videos/Pictures performing activities and send to your school's PE teacher. <input type="checkbox"/> 2.Answer the questions under Closure <p>Submit Work Via:</p> <ol style="list-style-type: none"> 1. Email it to the teacher 2. Drop off at school
<p>What standards do the lessons cover?</p>	<ul style="list-style-type: none"> ● Uses various locomotor skills in a variety of small-sided practice tasks, dance and educational gymnastics experiences. (S1.E1.4), Combines locomotor movement patterns and dance steps to create and perform an original rhythmic activity/dance. (S1.E5.4), Catches a thrown ball above the head, at chest/waist level and below the waist using a mature pattern in a nondynamic environment. (S1.E16.4), Kicks along the ground and in the air, and punts using mature patterns. (S1.E21.4), Uses technology or other resources to recognize different levels of fitness. (S2.E6.4), Actively engages in the activities of physical education class, both teacher-directed and independent. (S3.E2.4)

<p>What materials do students need? What extra resources can students use?</p>	<p>If you do not have access to the materials you need, contact your teacher.</p> <p>Required Materials:</p> <ul style="list-style-type: none"> ● See Documents <p>Extra Resources:</p> <ul style="list-style-type: none"> ● At Home Activities: https://openphysed.org/wp-content/uploads/2018/09/ActiveHome_ActivityPacket.pdf
<p>What can students do if they finish early?</p>	<ul style="list-style-type: none"> ● EduTyping https://www.edotyping.com/student
<p>Who can we contact if we have questions?</p>	<p>Brandon Elementary Building Principal: Mr. Horst- Merle.Horst@k12.sd.us PE: Mr. Duncanson- Jeff.Duncanson@k12.sd.us Adaptive PE: Ms. Boehrns- Dacia.Boehrns@k12.sd.us</p> <p>Robert Bennis Elementary Building Principal: Ms. Hofkamp- Kristin.Hofkamp@k12.sd.us PE: Mr. Scholten- Kory.Scholten@k12.sd.us Adaptive PE: Ms. Boehrns- Dacia.Boehrns@k12.sd.us</p> <p>Fred Assam Elementary Building Principal: Ms. Foster- Susan.Foster@k12.sd.us PE: Ms. Brummels- Julie.Brummels@k12.sd.us Adaptive PE: Ms. Boehrns- Dacia.Boehrns@k12.sd.us</p> <p>Valley Springs Elementary Building Principal: Ms. Palmer- Tanya.Palmer@k12.sd.us PE: Ms. Fitzgerald- Bailey.Fitzgerald@k12.sd.us Adaptive PE: Ms. Boehrns- Dacia.Boehrns@k12.sd.us</p>
<p>Notes:</p>	

Instructional materials are posted below (if applicable)

Brandon Valley School District