

Brandon Valley School District
Distance Learning Plans
September 7-11, 2020

Kindergarten



Brandon Valley School District Distance Learning Plan

LESSON/UNIT: Classify Objects

SUBJECT/GRADE: K-Math

DATES: Sept. 7-11th

<p>What do students need to do?</p> <p>Link to BV Week at a Glance instructional video.</p>	<p>Monday (9/7):</p> <ul style="list-style-type: none"><input type="checkbox"/> No School! <p>Tuesday (9/8):</p> <ul style="list-style-type: none"><input type="checkbox"/> Watch the BV Week at a Glance instructional video (located in the upper left corner of this document).<input type="checkbox"/> Get your math workbook out. Have an adult help you find page 533-534 Complete pages 533-534.<input type="checkbox"/> Have an adult help you cut out the positional word vocabulary words. Save for future reference. <p>Wednesday (9/9):</p> <ul style="list-style-type: none"><input type="checkbox"/> Get your math workbook out. Have an adult help you find pages 539-542. Complete pages 539-542. <p>Thursday (9/10):</p> <ul style="list-style-type: none"><input type="checkbox"/> Get your math workbook out. Have an adult help you find pages 543-544. Complete 'My Homework' pages 543-544. <p>Friday (9/11):</p> <ul style="list-style-type: none"><input type="checkbox"/> Get your math workbook out. Have an adult help you find pages 545-548. Complete pages 545-548.
<p>What do students need to submit? How can students submit their work?</p>	<p>Submit the Following:</p> <ul style="list-style-type: none"><input type="checkbox"/> 1. Math workbook pages from Wednesday (9/9).<input type="checkbox"/> 2. Math workbook pages from Wednesday (9/10).<input type="checkbox"/> 3. Math workbook pages from Wednesday (9/11). <p>Submit Work Via:</p> <ol style="list-style-type: none">1. Electronically via SeeSaw (preferred method, if possible)2. Email it to the teacher3. Drop off at school
<p>What standards do the lessons cover?</p>	<p>K.MD.B.3: Classify objects and count the number of objects in each category</p>

<p>What materials do students need? What extra resources can students use?</p>	<p>If you do not have access to the required materials, contact your teacher. Required Materials:</p> <ul style="list-style-type: none"> ● Math workbook ● Classify object flashcards ● School Supplies--pencil, crayons
<p>What can students do if they finish early?</p>	<ul style="list-style-type: none"> ● Review classified object flashcards. ● The “My Foldable” in your workbook (right after the flashcards).
<p>Who can we contact if we have questions?</p>	<p>Brandon Elementary Building Principal: Mr. Horst- merle.horst@k12.sd.us Teachers: Ms. Karl- Erica.Karl@k12.sd.us Ms. Osheim- Laryssa.Osheim@k12.sd.us Ms. Moots- Kimberly.Moots@k12.sd.us Ms. Rasmussen- Jessica.Rasmussen@k12.sd.us Mr. Van Sloten- Jerrid.VanSloten@k12.sd.us Robert Bennis Elementary Building Principal: Ms. Hofkamp- kristin.hofkamp@k12.sd.us Teachers: Ms. Boscaljon- Marcel.Boscaljon@k12.sd.us Ms. Ernste- Amber.Ernste@k12.sd.us Ms. Huber- Paula.Huber@k12.sd.us Ms. Sandager- Emily.Sandager@k12.sd.us Ms. Uithoven- Cassie.Uithoven@k12.sd.us Fred Assam Elementary Building Principal: Ms. Foster- susan.foster@k12.sd.us Teachers: Ms. Becker- Kimberly.Becker@k12.sd.us Ms. Feenstra- Tina.Feenstra@k12.sd.us Ms. Kroger- Chelsea.Kroger@k12.sd.us Ms. Nuebel- Jill.Nuebel@k12.sd.us Ms. Williamson- Leah.Williamson@k12.sd.us Valley Springs Elementary Building Principal: Ms. Palmer- tanya.palmer@k12.sd.us Teacher: Ms. Rasmussen- Emily.Rasmussen@k12.sd.us</p>
<p>Notes: You were made to be awesome! Keep working hard!</p>	

Instructional materials are posted below (if applicable)

Brandon Valley School District

Brandon Valley School District Distance Learning Plan

LESSON/UNIT: Beg. Reading Skills

SUBJECT/GRADE: K-Reading

DATES: Sept. 7-11

<p>What do students need to do?</p> <p>Link to BV Week at a Glance instructional video.</p>	<p>Monday (9/7):</p> <ul style="list-style-type: none"><input type="checkbox"/> No School! <p>Tuesday (9/8):</p> <ul style="list-style-type: none"><input type="checkbox"/> Watch the BV Week at a Glance instructional video (located in the upper left corner of this document).<input type="checkbox"/> This week we will be learning to recognize letters G-O. Cut the lowercase letters out and match to the correct capital letter. Save the matching letters as flashcards. Review last week's flashcards A-F. <p>Wednesday (9/9):</p> <ul style="list-style-type: none"><input type="checkbox"/> We will be learning sight words. Sight words are words that are often seen in stories. Our first two words are 'am' and 'orange'. Make a paper flashcard for each word. Review last week's sight words (l, red).<input type="checkbox"/> Complete the worksheets 'am' and 'orange'. <p>Thursday (9/10):</p> <ul style="list-style-type: none"><input type="checkbox"/> Syllables are the parts of the word you can hear and clap out. Read the 'name poem' and clap out your name to find out how many syllable parts you have in it.<input type="checkbox"/> Complete the syllable sort worksheet. <p>Friday (9/11):</p> <ul style="list-style-type: none"><input type="checkbox"/> Choose any picture book and have an adult read it to you. Discuss the characters and the setting.<input type="checkbox"/> Draw and write the characters and setting on the worksheet.
---	--

<p>What do students need to submit? How can students submit their work?</p>	<p>Submit the Following:</p> <ul style="list-style-type: none"><input type="checkbox"/> 1. Sight word 'am' and 'orange' worksheet (9/9).<input type="checkbox"/> 2. Syllable sort worksheet (9/10).<input type="checkbox"/> 3. Character and setting worksheet (9/11). <p>Submit Work Via:</p> <ul style="list-style-type: none">1. Electronically via SeeSaw (preferred method, if possible)2. Email it to the teacher3. Drop off at school
---	--

<p>What standards do the lessons cover?</p>	<ul style="list-style-type: none"> ● K.RL.3 With prompting and support, describe characters, settings, and major events in a story. ● K.RF.2 Demonstrate understanding of spoken words, syllables, and sounds (phonemes). a. Recognize and produce rhyming words ● K.RF.3 Know and apply grade-level phonics and word analysis skills in decoding words. a. Demonstrate one-to-one letter-sound correspondences by producing the primary sound for each consonant. b. Associate the long and short sounds for the five vowels. c. Read grade-level appropriate high-frequency words by sight. ● K.RF.1 Demonstrate understanding of the organization and basic features of print.
<p>What materials do students need? What extra resources can students use?</p>	<p>If you do not have access to the materials you need, contact your teacher.</p> <p>Required Materials:</p> <ul style="list-style-type: none"> ● School supplies--pencil, scissors, glue, crayons ● Any picture book ● Daily worksheets--G-O letter matching flashcards worksheet; 'am' and 'orange' sight word worksheets; name poem and syllable sort worksheet; characters and setting worksheet. ● Flashcards (A-F from last week; G-O this week)
<p>What can students do if they finish early?</p>	<ul style="list-style-type: none"> ● Review letters and sight word flashcards. ● Listen to another story. ● Clap out syllables in your family and friend's names. ● Practice writing your name.
<p>Who can we contact if we have questions?</p>	<p>Brandon Elementary Building Principal: Mr. Horst- merle.horst@k12.sd.us Teachers: Ms. Karl- Erica.Karl@k12.sd.us Ms. Osheim- Laryssa.Osheim@k12.sd.us Ms. Moots- Kimberly.Moots@k12.sd.us Ms. Rasmussen- Jessica.Rasmussen@k12.sd.us Mr. Van Sloten- Jerrid.VanSloten@k12.sd.us Robert Bennis Elementary Building Principal: Ms. Hofkamp- kristin.hofkamp@k12.sd.us Teachers: Ms. Boscaljon- Marcel.Boscaljon@k12.sd.us Ms. Ernste- Amber.Ernste@k12.sd.us Ms. Huber- Paula.Huber@k12.sd.us Ms. Sandager- Emily.Sandager@k12.sd.us Ms. Uithoven- Cassie.Uithoven@k12.sd.us Fred Assam Elementary Building Principal: Ms. Foster- susan.foster@k12.sd.us Teachers: Ms. Becker- Kimberly.Becker@k12.sd.us Ms. Feenstra- Tina.Feenstra@k12.sd.us Ms. Kroger- Chelsea.Kroger@k12.sd.us Ms. Nuebel- Jill.Nuebel@k12.sd.us Ms. Williamson- Leah.Williamson@k12.sd.us Valley Springs Elementary Building Principal: Ms. Palmer- tanya.palmer@k12.sd.us</p>

Teacher:

Ms. Rasmussen- Emily.Rasmussen@k12.sd.us

Notes: Amazing things happen when you try! Keep trying your best! You are doing great!

Instructional materials are posted below (if applicable)


Brandon Valley School District

Brandon Valley School District Distance Learning Plan


LESSON/UNIT: Senses

SUBJECT/GRADE: K-Science


DATES: Sept. 7-11th



<p>What do students need to do?</p> <p>Link to BV Week at a Glance instructional video.</p>	<p>Monday (9/7):</p> <ul style="list-style-type: none"><input type="checkbox"/> No School! <p>Tuesday (9/8):</p> <ul style="list-style-type: none"><input type="checkbox"/> Watch the BV Week at a Glance instructional video (located in the upper left corner of this document).<input type="checkbox"/> Have an adult read the '5 Senses' non-fiction story. Point to your five senses on your body (eyes, nose, ears, mouth, fingers). Complete the 'I have FIVE senses' cut/paste worksheet. <p>Wednesday (9/9):</p> <ul style="list-style-type: none"><input type="checkbox"/> No Homework! <p>Thursday (9/10):</p> <ul style="list-style-type: none"><input type="checkbox"/> Review the 5 senses with an adult. Refer back to the story from Tuesday. Complete the Using My Senses worksheet. <p>Friday (9/11):</p> <ul style="list-style-type: none"><input type="checkbox"/> No Homework!
---	---



<p>What do students need to submit? How can students submit their work?</p>	<p>Submit the Following:</p> <ul style="list-style-type: none"><input type="checkbox"/> 1. Five Senses cut/paste worksheet (9/8).<input type="checkbox"/> 2. Using My Senses worksheet (9/10). <p>Submit Work Via:</p> <ol style="list-style-type: none">1. Electronically via SeeSaw (preferred method, if possible)2. Email it to the teacher3. Drop off at school
---	---



<p>What standards do the lessons cover?</p>	<p>Goal CD-9b (Junior KG goal): As a result of their explorations and participation in simple investigations through play, children demonstrate their ability to use scientific inquiry by observing, manipulating objects, asking questions, making predictions, and developing generalizations.</p>
---	---

<p>What materials do students need? What extra resources can students use?</p>	<p>If you do not have access to the materials you need, contact your teacher.</p> <p>Required Materials:</p> <ul style="list-style-type: none"> ● Five Senses non-fiction book. ● Five senses cut/paste worksheet. ● Using My Senses worksheet. ● Scissors, glue, pencil.
<p>What can students do if they finish early?</p>	<ul style="list-style-type: none"> ● My Five Senses story: https://www.youtube.com/watch?v=8FW2jQgweOg ● My Five Senses song: https://www.youtube.com/watch?v=1xQgjryKO08
<p>Who can we contact if we have questions?</p>	<p>Brandon Elementary</p> <p>Building Principal: Mr. Horst- merle.horst@k12.sd.us</p> <p>Teachers: Ms. Karl- Erica.Karl@k12.sd.us Ms. Osheim- Laryssa.Osheim@k12.sd.us Ms. Moots- Kimberly.Moots@k12.sd.us Ms. Rasmussen- Jessica.Rasmussen@k12.sd.us Mr. Van Sloten- Jerrid.VanSloten@k12.sd.us</p> <p>Robert Bennis Elementary</p> <p>Building Principal: Ms. Hofkamp- kristin.hofkamp@k12.sd.us</p> <p>Teachers: Ms. Boscaljon- Marcel.Boscaljon@k12.sd.us Ms. Ernste- Amber.Ernste@k12.sd.us Ms. Huber- Paula.Huber@k12.sd.us Ms. Sandager- Emily.Sandager@k12.sd.us Ms. Uithoven- Cassie.Uithoven@k12.sd.us</p> <p>Fred Assam Elementary</p> <p>Building Principal: Ms. Foster- susan.foster@k12.sd.us</p> <p>Teachers: Ms. Becker- Kimberly.Becker@k12.sd.us Ms. Feenstra- Tina.Feenstra@k12.sd.us Ms. Kroger- Chelsea.Kroger@k12.sd.us Ms. Nuebel- Jill.Nuebel@k12.sd.us Ms. Williamson- Leah.Williamson@k12.sd.us</p> <p>Valley Springs Elementary</p> <p>Building Principal: Ms. Palmer- tanya.palmer@k12.sd.us</p> <p>Teacher: Ms. Rasmussen- Emily.Rasmussen@k12.sd.us</p>
<p>Notes: You guys rock! Be the reason someone smiles today!</p>	

Instructional materials are posted below (if applicable)

Brandon Valley School District

Brandon Valley School District Distance Learning Plan

LESSON/UNIT: Week 4

SUBJECT/GRADE: Counselor/Kindergarten

DATES: 9/7 - 9/11

What do students need to do?

[Link to BV Counseling instructional video.](#)

Monday 9/7): No School

Tuesday (9/):

- **Watch the Counseling instructional video (link can be found in the upper left corner of this document).**
- **Respectful - Treat others how you would want to be treated while working with others.**
 - PAPER CHAIN STEM CHALLENGE Materials for each group • 2 pieces of paper • 1 pair of scissors • 1 ruler • 1 strip of masking tape measuring 12 inches long Instructions: • Give each person the materials listed above. Allow each person approximately 10 minutes to plan his/her design individually and as a team. Use the included planning page. •Each person will have 30 minutes to make the longest paper chain possible using only the materials provided. •At the end of the 30 minute time limit have each person measure their chain. One person will hold each end of the chain while the teacher measures. • The person with the longest paper chain will be declared the winner.
- **Responsible - Be trustworthy and choose between right and wrong.**
 - Anger Choice Cards For Class: When I'm angry, I can... BREATHE DEEPLY
When I'm angry, I can... COUNT TO 10
When I'm angry, I can... DRINK WATER
When I'm angry, I can... GO TO THE QUIET SPOT & USE THE COOL DOWN BOX
When I'm angry, I can... GET AN ADULT TO HELP
When I'm angry, I can... DRAW A PICTURE
When I'm angry, I can... SING A SONG
When I'm angry, I can... WRITE ABOUT IT
When I'm angry, I can... HAVE THINK TIME
When I'm angry, I can... WALK AWAY
When I'm angry, I can... IMAGINE A PEACEFUL SPOT
When I'm angry, I can... TAKE A BRAIN BREAK
When I'm angry, I can... REMEMBER A HAPPY TIME
When I'm angry, I can... TALK TO A FRIEND
When I'm angry, I can... SMILE ANYWAY!!!

Wednesday (9/9):

- **Safe - Be free from hurt and danger.**
 - My Hands - A social story about using my hands with kindness and respect: My hands are for being a good friend. My hands are not for hitting. My friends and teachers are happy when I use my hands for nice touching. My hands are for building. I can use my hands to make cool things. My friends and teachers like to see the neat things I make. My hands are for doing my work. I can use my hands to write, draw, and type. Everyone is proud of my hard work! My hands are for playing with my friends. My friends are happy

	<p>when I use my hands to play safely with them. My hands are holding things. My friends and teachers are happy when I treat our toys with respect and kindness. My hands are for letting my teachers know I need help or want to share an idea. I can raise my hand. I can also give a thumbs up to let them know I want to answer a question. My hands are for playing fun games at recess. My friends are happy when I play with them. My hands are for showing love and caring. My hands are not for hitting. I am going to use my hands to be caring and respectful! My teachers and friends will be so proud of me!</p> <p>Thursday (9/10):</p> <ul style="list-style-type: none"> ● Kind - Be nice. <ul style="list-style-type: none"> ○ I can be kind by... sharing and taking turns, saying nice things to others, offering to help, encouraging my friends, smiling, being happy for others, listening when others speak, using good manners, and caring about others. ○ Write or draw additional ways you can be kind, or draw a picture of yourself doing one of the kind ideas that are listed above. <p>Friday (9/11):</p> <ul style="list-style-type: none"> ● Be An Active Learner - Do meaningful learning activities and think about what you are doing. <ul style="list-style-type: none"> ○ Play a game with a friend or family member by writing down questions about favorites. Some examples could include: favorite color, favorite ice cream flavor, favorite stuffed animal, and favorite place to play.
--	---



<p>What do students need to submit? How can students submit their work?</p>	<p>Submit the Following (Optional):</p> <ul style="list-style-type: none"> <input type="checkbox"/> 1. Please take a picture of your activity and send a picture, if you'd like to! We would love to see them. <p>Submit Work Via:</p> <ol style="list-style-type: none"> 1. Email it to the teacher 2. Drop off at school
---	---



<p>What standards do the lessons cover?</p>	<p>ASCA Standards: M 1.; M 2.; M 4.; M 5.; M 7.; B-PF- 1.; B-PF 4.; B-PF 6.; B-PF 9.; B-SS 1.; B-SS 6.; B-PA 1.; B-PA 4.; C.f.</p>
---	--

<p>What materials do students need? What extra resources can students use?</p>	<p>If you do not have access to the materials you need, contact your teacher.</p> <p>Required Materials:</p> <ul style="list-style-type: none"> ● Monday: Paper and pencil, crayon, or marker; scissors; ruler; masking tape ● Tuesday: None ● Wednesday: Paper and pencil, crayon, or marker ● Thursday: Paper and pencil, crayon, or marker ● Friday: Paper and pencil, crayon, or marker <p>Extra Resources:</p> <ul style="list-style-type: none"> ● Monday: https://www.teacherspayteachers.com/Product/FREE-STEM-Activity-Paper-Chain-STEM-Challenge-Digital-for-Distance-Learning-2749232
--	---

	<ul style="list-style-type: none"> ● Tuesday: https://www.teacherspayteachers.com/Browse/Search:free%20choice%20cards%20for%20when%20you're%20angry ● Wednesday: https://www.teacherspayteachers.com/FreeDownload/Respectful-and-Safe-Hands-Social-Story-523009 ● Thursday: https://www.teacherspayteachers.com/Product/FREE-Classroom-Character-Expectations-Being-KIND-Poster-3339043 ● Friday: https://www.teacherspayteachers.com/Product/Free-First-Day-of-School-Activities-Getting-to-Know-You-Games-1310541
What can students do if they finish early?	Typing Club Jungle Junior https://www.typingclub.com/login.html
Who can we contact if we have questions?	<p>Brandon Elementary Building Principal: Mr. Horst- Merle.Horst@k12.sd.us Counselor: Ms. Kolb- Vickie.Kolb@k12.sd.us</p> <p>Robert Bennis Elementary Building Principal: Ms. Hofkamp- Kristin.Hofkamp@k12.sd.us Counselor: Ms. Osheim- Tammy.Osheim@k12.sd.us</p> <p>Fred Assam Elementary Building Principal: Ms. Foster- Susan.Foster@k12.sd.us Counselor: Ms. Nelson- Angie.Nelson@k12.sd.us</p> <p>Valley Springs Elementary Building Principal: Ms. Palmer- Tanya.Palmer@k12.sd.us Counselor: Ms. Palmer- Tanya.Palmer@k12.sd.us</p>
Notes:	

Instructional materials are posted below (if applicable)

Brandon Valley School District