

Brandon Valley School District  
Distance Learning Plans  
August 31 - September 4, 2020

Kindergarten



# Brandon Valley School District Distance Learning Plan

LESSON/UNIT: Positional Words

SUBJECT/GRADE: K-Math

DATES: Aug. 31-Sept. 4

<p>What do students need to do?</p> <p><a href="#">Link to BV Week at a Glance instructional video.</a></p>	<p><b>Monday (8/31):</b></p> <ul style="list-style-type: none"><li><input type="checkbox"/> Watch the BV Week at a Glance instructional video (located in the upper left corner of this document).</li><li><input type="checkbox"/> Get your math workbook out. Have an adult help you find page 597-600. Complete pages 597-600.</li></ul> <p><b>Tuesday (9/1):</b></p> <ul style="list-style-type: none"><li><input type="checkbox"/> Get your math workbook out. Have an adult help you find pages 601-602. Complete 'My Homework' pages 601-602.</li></ul> <p><b>Wednesday (9/2):</b></p> <ul style="list-style-type: none"><li><input type="checkbox"/> Get your math workbook out. Have an adult help you find pages 603-606. Complete pages 603-606.</li></ul> <p><b>Thursday (9/3):</b></p> <ul style="list-style-type: none"><li><input type="checkbox"/> Get your math workbook out. Have an adult help you find pages 607-608. Complete 'My Homework' pages 607-608.</li></ul> <p><b>Friday (9/4):</b></p> <ul style="list-style-type: none"><li><input type="checkbox"/> Get your math workbook out. Have an adult help you find page 609-612. Complete pages 609-612.</li></ul>
<p>What do students need to submit? How can students submit their work?</p>	<p>Submit the Following:</p> <ul style="list-style-type: none"><li><input type="checkbox"/> 1. Math work pages from Tuesday (9/1).</li><li><input type="checkbox"/> 2. Math work pages from Thursday (9/3).</li></ul> <p>Submit Work Via:</p> <ol style="list-style-type: none"><li>1. Electronically via <a href="#">SeeSaw</a> (preferred method, if possible)</li><li>2. Email it to the teacher</li><li>3. Drop off at school</li></ol>
<p>What standards do the lessons cover?</p>	<ul style="list-style-type: none"><li>● K.G.A.1: Describe objects in the environment using names of shapes, and describe the relative positions of these objects using terms such as above, below, beside, in front of, behind, and next to</li></ul>

<p>What materials do students need? What extra resources can students use?</p>	<p><b>If you do not have access to the materials you need, contact your teacher.</b></p> <p>Required Materials:</p> <ul style="list-style-type: none"> <li>● Math workbook</li> <li>● School supplies--pencil and any manipulative you have at home (coin, game piece, block).</li> </ul>
<p>What can students do if they finish early?</p>	<ul style="list-style-type: none"> <li>● Use a stuffed animal to demonstrate all of the positional words you have learned.</li> <li>● Review positional word flashcards.</li> </ul>
<p>Who can we contact if we have questions?</p>	<p><b><u>Brandon Elementary</u></b>  <b>Building Principal:</b>  Mr. Horst- <a href="mailto:merle.horst@k12.sd.us">merle.horst@k12.sd.us</a>  <b>Teachers:</b>  Ms. Karl- <a href="mailto:Erica.Karl@k12.sd.us">Erica.Karl@k12.sd.us</a>  Ms. Osheim- <a href="mailto:Laryssa.Osheim@k12.sd.us">Laryssa.Osheim@k12.sd.us</a>  Ms. Moots- <a href="mailto:Kimberly.Moots@k12.sd.us">Kimberly.Moots@k12.sd.us</a>  Ms. Rasmussen- <a href="mailto:Jessica.Rasmussen@k12.sd.us">Jessica.Rasmussen@k12.sd.us</a>  Ms. Schaffer- <a href="mailto:Beth.Schaffer@k12.sd.us">Beth.Schaffer@k12.sd.us</a>  Mr. Van Sloten- <a href="mailto:Jerrid.VanSloten@k12.sd.us">Jerrid.VanSloten@k12.sd.us</a>  <b><u>Robert Bennis Elementary</u></b>  <b>Building Principal:</b>  Ms. Hofkamp- <a href="mailto:kristin.hofkamp@k12.sd.us">kristin.hofkamp@k12.sd.us</a>  <b>Teachers:</b>  Ms. Boscaljon- <a href="mailto:Marcel.Boscaljon@k12.sd.us">Marcel.Boscaljon@k12.sd.us</a>  Ms. Ernste- <a href="mailto:Amber.Ernste@k12.sd.us">Amber.Ernste@k12.sd.us</a>  Ms. Huber- <a href="mailto:Paula.Huber@k12.sd.us">Paula.Huber@k12.sd.us</a>  Ms. Sandager- <a href="mailto:Emily.Sandager@k12.sd.us">Emily.Sandager@k12.sd.us</a>  Ms. Uithoven- <a href="mailto:Cassie.Uithoven@k12.sd.us">Cassie.Uithoven@k12.sd.us</a>  <b><u>Fred Assam Elementary</u></b>  <b>Building Principal:</b>  Ms. Foster- <a href="mailto:susan.foster@k12.sd.us">susan.foster@k12.sd.us</a>  <b>Teachers:</b>  Ms. Becker- <a href="mailto:Kimberly.Becker@k12.sd.us">Kimberly.Becker@k12.sd.us</a>  Ms. Feenstra- <a href="mailto:Tina.Feenstra@k12.sd.us">Tina.Feenstra@k12.sd.us</a>  Ms. Kroger- <a href="mailto:Chelsea.Kroger@k12.sd.us">Chelsea.Kroger@k12.sd.us</a>  Ms. Nuebel- <a href="mailto:Jill.Nuebel@k12.sd.us">Jill.Nuebel@k12.sd.us</a>  Ms. Williamson- <a href="mailto:Leah.Williamson@k12.sd.us">Leah.Williamson@k12.sd.us</a>  <b><u>Valley Springs Elementary</u></b>  <b>Building Principal:</b>  Ms. Palmer- <a href="mailto:tanya.palmer@k12.sd.us">tanya.palmer@k12.sd.us</a>  <b>Teacher:</b>  Ms. Rasmussen- <a href="mailto:Emily.Rasmussen@k12.sd.us">Emily.Rasmussen@k12.sd.us</a></p>
<p><b>Notes: Stay positive! You are all doing great things!!</b></p>	

***Instructional materials are posted below (if applicable)***


*Brandon Valley School District*

# Brandon Valley School District Distance Learning Plan


LESSON/UNIT: Beg. Reading Skills

SUBJECT/GRADE: K-Reading

DATES: Aug. 31-Sept. 4



<p>What do students need to do?</p> <p><a href="#">Link to BV Week at a Glance instructional video.</a></p>	<p><b>Monday (8/31):</b></p> <ul style="list-style-type: none"><li><input type="checkbox"/> Watch the BV Week at a Glance instructional video (located in the upper left corner of this document).</li><li><input type="checkbox"/> This week we will be learning to recognize letters A-E. Cut the lowercase letters out and match to the correct capital letter. Save the matching letters as flashcards.</li></ul> <p><b>Tuesday (9/1):</b></p> <ul style="list-style-type: none"><li><input type="checkbox"/> We will be learning sight words. Sight words are words that are often seen in stories. Our first two words are 'l' and 'red'. Make a paper flashcard for each word.</li><li><input type="checkbox"/> Complete the worksheets 'l' and 'red'.</li></ul> <p><b>Wednesday (9/2):</b></p> <ul style="list-style-type: none"><li><input type="checkbox"/> Every book has characters and a setting. Read any picture book with an adult and identify the characters and the setting.</li><li><input type="checkbox"/> Complete the character and setting sorting worksheet.</li></ul> <p><b>Thursday (9/3): .</b></p> <ul style="list-style-type: none"><li><input type="checkbox"/> Rhyming words sound the same at the end. Read the Fish poem and identify any rhyming words you may hear.</li><li><input type="checkbox"/> Complete the 'color a rhyme' worksheet.</li></ul> <p><b>Friday (9/4):</b></p> <ul style="list-style-type: none"><li><input type="checkbox"/> Writing your name is an important concept. The kindergarten way to write your name is the first letter capital and the rest lowercase. Practice writing your name with a pencil, crayon, and marker.</li><li><input type="checkbox"/> Complete the 'What's in My Name' worksheet.</li></ul>
---	--



<p>What do students need to submit? How can students submit their work?</p>	<p>Submit the Following:</p> <ul style="list-style-type: none"><li><input type="checkbox"/> 1. Sight word 'l' and 'red' worksheet (9/1).</li><li><input type="checkbox"/> 2. Character and setting sort worksheet (9.2).</li><li><input type="checkbox"/> 3. Worksheet where you wrote your name with a pencil, crayon, marker (9/4).</li></ul> <p>Submit Work Via:</p> <ul style="list-style-type: none"><li>1. Electronically via <a href="#">SeeSaw</a> (preferred method, if possible)</li><li>2. Email it to the teacher</li></ul>
---	---

	3. Drop off at school
What standards do the lessons cover?	<ul style="list-style-type: none"> <li>● K.RL.3 With prompting and support, describe characters, settings, and major events in a story.</li> <li>● K.RF.2 Demonstrate understanding of spoken words, syllables, and sounds (phonemes). a. Recognize and produce rhyming words</li> <li>● K.RF.3 Know and apply grade-level phonics and word analysis skills in decoding words. a. Demonstrate one-to-one letter-sound correspondences by producing the primary sound for each consonant. b. Associate the long and short sounds for the five vowels. c. Read grade-level appropriate high-frequency words by sight.</li> <li>● K.RF.1 Demonstrate understanding of the organization and basic features of print.</li> </ul>
What materials do students need? What extra resources can students use?	<p><b>If you do not have access to the materials you need, contact your teacher.</b></p> <p>Required Materials:</p> <ul style="list-style-type: none"> <li>● School supplies--pencil, scissors, glue, crayons, marker</li> <li>● Daily worksheets--Letter A-E matching; 'l' and 'red' sight word worksheets; characters and setting worksheet; fish poem and rhyming worksheet; writing your name with pencil/crayon/marker worksheet; What's My Name worksheet.</li> <li>● Any story picture book</li> </ul>
What can students do if they finish early?	<ul style="list-style-type: none"> <li>● Practice letter and sight word flashcards daily.</li> <li>● Listen for rhyming words in books.</li> <li>● Practice writing your name the kindergarten way.</li> </ul>
Who can we contact if we have questions?	<p><b>Brandon Elementary</b></p> <p><b>Building Principal:</b> Mr. Horst- <a href="mailto:merle.horst@k12.sd.us">merle.horst@k12.sd.us</a></p> <p><b>Teachers:</b> Ms. Karl- <a href="mailto:Erica.Karl@k12.sd.us">Erica.Karl@k12.sd.us</a> Ms. Osheim- <a href="mailto:Laryssa.Osheim@k12.sd.us">Laryssa.Osheim@k12.sd.us</a> Ms. Moots- <a href="mailto:Kimberly.Moots@k12.sd.us">Kimberly.Moots@k12.sd.us</a> Ms. Rasmussen- <a href="mailto:Jessica.Rasmussen@k12.sd.us">Jessica.Rasmussen@k12.sd.us</a> Ms. Schaffer- <a href="mailto:Beth.Schaffer@k12.sd.us">Beth.Schaffer@k12.sd.us</a> Mr. Van Sloten- <a href="mailto:Jerrid.VanSloten@k12.sd.us">Jerrid.VanSloten@k12.sd.us</a></p> <p><b>Robert Bennis Elementary</b></p> <p><b>Building Principal:</b> Ms. Hofkamp- <a href="mailto:kristin.hofkamp@k12.sd.us">kristin.hofkamp@k12.sd.us</a></p> <p><b>Teachers:</b> Ms. Boscaljon- <a href="mailto:Marcel.Boscaljon@k12.sd.us">Marcel.Boscaljon@k12.sd.us</a> Ms. Ernste- <a href="mailto:Amber.Ernste@k12.sd.us">Amber.Ernste@k12.sd.us</a> Ms. Huber- <a href="mailto:Paula.Huber@k12.sd.us">Paula.Huber@k12.sd.us</a> Ms. Sandager- <a href="mailto:Emily.Sandager@k12.sd.us">Emily.Sandager@k12.sd.us</a> Ms. Uithoven- <a href="mailto:Cassie.Uithoven@k12.sd.us">Cassie.Uithoven@k12.sd.us</a></p> <p><b>Fred Assam Elementary</b></p> <p><b>Building Principal:</b> Ms. Foster- <a href="mailto:susan.foster@k12.sd.us">susan.foster@k12.sd.us</a></p> <p><b>Teachers:</b> Ms. Becker- <a href="mailto:Kimberly.Becker@k12.sd.us">Kimberly.Becker@k12.sd.us</a> Ms. Feenstra- <a href="mailto:Tina.Feenstra@k12.sd.us">Tina.Feenstra@k12.sd.us</a> Ms. Kroger- <a href="mailto:Chelsea.Kroger@k12.sd.us">Chelsea.Kroger@k12.sd.us</a> Ms. Nuebel- <a href="mailto:Jill.Nuebel@k12.sd.us">Jill.Nuebel@k12.sd.us</a> Ms. Williamson- <a href="mailto:Leah.Williamson@k12.sd.us">Leah.Williamson@k12.sd.us</a></p>

**Valley Springs Elementary**

**Building Principal:**

Ms. Palmer- [tanya.palmer@k12.sd.us](mailto:tanya.palmer@k12.sd.us)

**Teacher:**

Ms. Rasmussen- [Emily.Rasmussen@k12.sd.us](mailto:Emily.Rasmussen@k12.sd.us)

**Notes:** Today is a GREAT day to learn something new! Keep doing great things! :)

***Instructional materials are posted below (if applicable)***


*Brandon Valley School District*

# Brandon Valley School District Distance Learning Plan

LESSON/UNIT: Citizenship

SUBJECT/GRADE: K-Social Studies


DATES: Aug. 31-Sept. 4



<p>What do students need to do?</p> <p><a href="#"><u>Link to BV Week at a Glance instructional video.</u></a></p>	<p><b>Monday (8/31):</b></p> <ul style="list-style-type: none"> <li><input type="checkbox"/> Watch the BV Week at a Glance instructional video (located in the upper left corner of this document).</li> <li><input type="checkbox"/> Have an adult read and discuss with you the Good Citizens story. Complete the worksheet on expected and unexpected behavior.</li> </ul> <p><b>Tuesday (9/1):</b></p> <ul style="list-style-type: none"> <li><input type="checkbox"/> No Homework!</li> </ul> <p><b>Wednesday (9/2):</b></p> <ul style="list-style-type: none"> <li><input type="checkbox"/> Complete the Being a Good Citizen Assessment.</li> </ul> <p><b>Thursday (9/3): .</b></p> <ul style="list-style-type: none"> <li><input type="checkbox"/> No Homework!</li> </ul> <p><b>Friday (9/4):</b></p> <ul style="list-style-type: none"> <li><input type="checkbox"/> No Homework!</li> </ul>
--	--



<p>What do students need to submit? How can students submit their work?</p>	<p>Submit the Following:</p> <ul style="list-style-type: none"> <li><input type="checkbox"/> 1. Worksheet on expected and unexpected behavior (8/31)</li> <li><input type="checkbox"/> 2. Being a Good Citizen Assessment (9/2)</li> </ul> <p>Submit Work Via:</p> <ol style="list-style-type: none"> <li>1. Electronically via <a href="#"><u>SeeSaw</u></a> (preferred method, if possible)</li> <li>2. Email it to the teacher</li> <li>3. Drop off at school</li> </ol>
---	---



<p>What standards do the lessons cover?</p>	<p>K.C.2.1. Understand classroom rules and why they are important.</p>
---	--

<p>What materials do students need? What extra resources can students use?</p>	<p><b>If you do not have access to the materials you need, contact your teacher.</b></p> <p>Required Materials:</p> <ul style="list-style-type: none"> <li>● Good Citizen story</li> <li>● Expected/Unexpected Worksheet</li> <li>● Being a Good Citizen Assessment</li> <li>● Scissors, Glue, pencil</li> </ul>
--	--

<p>What can students do if they finish early?</p>	<ul style="list-style-type: none"> <li>● Practice being a good citizen at home, in your neighborhood and community.</li> </ul>
<p>Who can we contact if we have questions?</p>	<p><b><u>Brandon Elementary</u></b>  <b>Building Principal:</b>  Mr. Horst- <a href="mailto:merle.horst@k12.sd.us">merle.horst@k12.sd.us</a>  <b>Teachers:</b>  Ms. Karl- <a href="mailto:Erica.Karl@k12.sd.us">Erica.Karl@k12.sd.us</a>  Ms. Osheim- <a href="mailto:Laryssa.Osheim@k12.sd.us">Laryssa.Osheim@k12.sd.us</a>  Ms. Moots- <a href="mailto:Kimberly.Moots@k12.sd.us">Kimberly.Moots@k12.sd.us</a>  Ms. Rasmussen- <a href="mailto:Jessica.Rasmussen@k12.sd.us">Jessica.Rasmussen@k12.sd.us</a>  Ms. Schaffer- <a href="mailto:Beth.Schaffer@k12.sd.us">Beth.Schaffer@k12.sd.us</a>  Mr. Van Sloten- <a href="mailto:Jerrid.VanSloten@k12.sd.us">Jerrid.VanSloten@k12.sd.us</a>  <b><u>Robert Bennis Elementary</u></b>  <b>Building Principal:</b>  Ms. Hofkamp- <a href="mailto:kristin.hofkamp@k12.sd.us">kristin.hofkamp@k12.sd.us</a>  <b>Teachers:</b>  Ms. Boscaljon- <a href="mailto:Marcel.Boscaljon@k12.sd.us">Marcel.Boscaljon@k12.sd.us</a>  Ms. Ernste- <a href="mailto:Amber.Ernste@k12.sd.us">Amber.Ernste@k12.sd.us</a>  Ms. Huber- <a href="mailto:Paula.Huber@k12.sd.us">Paula.Huber@k12.sd.us</a>  Ms. Sandager- <a href="mailto:Emily.Sandager@k12.sd.us">Emily.Sandager@k12.sd.us</a>  Ms. Uithoven- <a href="mailto:Cassie.Uithoven@k12.sd.us">Cassie.Uithoven@k12.sd.us</a>  <b><u>Fred Assam Elementary</u></b>  <b>Building Principal:</b>  Ms. Foster- <a href="mailto:susan.foster@k12.sd.us">susan.foster@k12.sd.us</a>  <b>Teachers:</b>  Ms. Becker- <a href="mailto:Kimberly.Becker@k12.sd.us">Kimberly.Becker@k12.sd.us</a>  Ms. Feenstra- <a href="mailto:Tina.Feenstra@k12.sd.us">Tina.Feenstra@k12.sd.us</a>  Ms. Kroger- <a href="mailto:Chelsea.Kroger@k12.sd.us">Chelsea.Kroger@k12.sd.us</a>  Ms. Nuebel- <a href="mailto:Jill.Nuebel@k12.sd.us">Jill.Nuebel@k12.sd.us</a>  Ms. Williamson- <a href="mailto:Leah.Williamson@k12.sd.us">Leah.Williamson@k12.sd.us</a>  <b><u>Valley Springs Elementary</u></b>  <b>Building Principal:</b>  Ms. Palmer- <a href="mailto:tanya.palmer@k12.sd.us">tanya.palmer@k12.sd.us</a>  <b>Teacher:</b>  Ms. Rasmussen- <a href="mailto:Emily.Rasmussen@k12.sd.us">Emily.Rasmussen@k12.sd.us</a></p>
<p><b>Notes:</b> You're a star bursting with knowledge!</p>	

***Instructional materials are posted below (if applicable)***

*Brandon Valley School District*



# Brandon Valley School District Distance Learning Plan


LESSON/UNIT: Week 2

SUBJECT/GRADE: Counselor/Kindergarten


DATES: August 31 - Sept 4, 2020



<p>What do students need to do?</p> <p><a href="#"><u>Link to BV Counseling instructional video.</u></a></p>	<p><b>Monday (8/31):</b></p> <ul style="list-style-type: none"> <li>● Watch the Counseling instructional video (link can be found in the upper left corner of this document).</li> <li>● <b>Friendship</b> <ul style="list-style-type: none"> <li>○ Introduce what a friend is and how to greet without touching</li> </ul> </li> </ul> <p><b>Tuesday (9/1):</b></p> <ul style="list-style-type: none"> <li>● <b>Friendship</b> <ul style="list-style-type: none"> <li>○ Explain how to join a game</li> </ul> </li> </ul> <p><b>Wednesday (9/2):</b></p> <ul style="list-style-type: none"> <li>● <b>Worry and Mindfulness</b> <ul style="list-style-type: none"> <li>○ Explain what worry and mindfulness</li> </ul> </li> </ul> <p><b>Thursday (9/3):</b></p> <ul style="list-style-type: none"> <li>● <b>Tattling: Kelso’s Choice</b> <ul style="list-style-type: none"> <li>○ Discuss big versus small problems</li> </ul> </li> </ul> <p><b>Friday (9/4):</b></p> <ul style="list-style-type: none"> <li>● <b>Friendship, Self-Esteem, and Respect: Kelso’s Choice</b> <ul style="list-style-type: none"> <li>○ Discuss again big versus small problems</li> </ul> </li> </ul>
--	--



<p>What do students need to submit?</p> <p>How can students submit their work?</p>	<p>Submit the Following:</p> <ul style="list-style-type: none"> <li><input type="checkbox"/> 1. There is nothing to submit this week</li> </ul> <p>Submit Work Via:</p> <ol style="list-style-type: none"> <li>1. Electronically via <a href="#"><u>Seesaw</u></a> (preferred, if possible)</li> <li>2. Email it to the teacher</li> <li>3. Drop off at school</li> </ol>
--	---



<p>What standards do the lessons cover?</p>	<p>ASCA Standards: M 1.; M 2.; M 4.; M 5.; M 7.; B-PF- 1.; B-PF 4.; B-PF 6.; B-PF 9.; B-SS 1.; B-SS 6.; B-PA 1.; B-PA 4.;</p>
---	---

<p>What materials do students need? What extra resources can students use?</p>	<p><b>If you do not have access to the materials you need, contact your teacher.</b></p> <p>Required Materials:</p> <ul style="list-style-type: none"> <li>● Monday: None</li> <li>● Tuesday: None</li> <li>● Wednesday: None</li> <li>● Thursday: None</li> <li>● Friday: None</li> </ul> <p>Extra Resources:</p> <ul style="list-style-type: none"> <li>● Monday: <a href="https://www.youtube.com/watch?v=H7w7yXkJTu0">https://www.youtube.com/watch?v=H7w7yXkJTu0</a></li> <li>● Tuesday: <a href="https://www.youtube.com/watch?v=dbw0ACfwO3U">https://www.youtube.com/watch?v=dbw0ACfwO3U</a></li> <li>● Wednesday: None</li> <li>● Thursday: <a href="https://www.youtube.com/watch?v=qX1S5paDhbs">https://www.youtube.com/watch?v=qX1S5paDhbs</a></li> <li>● Friday: <a href="https://www.youtube.com/watch?v=C6MTwhTIZLA">https://www.youtube.com/watch?v=C6MTwhTIZLA</a></li> </ul>
<p>What can students do if they finish early?</p>	<ul style="list-style-type: none"> <li>● Typing Club Jungle Junior <a href="https://www.typingclub.com/login.html">https://www.typingclub.com/login.html</a></li> </ul>
<p>Who can we contact if we have questions?</p>	<p><b><u>Brandon Elementary</u></b>  <b>Building Principal:</b> Mr. Horst- <a href="mailto:Merle.Horst@k12.sd.us">Merle.Horst@k12.sd.us</a>  <b>Counselor:</b> Ms. Kolb- <a href="mailto:Vickie.Kolb@k12.sd.us">Vickie.Kolb@k12.sd.us</a></p> <p><b><u>Robert Bennis Elementary</u></b>  <b>Building Principal:</b> Ms. Hofkamp- <a href="mailto:Kristin.Hofkamp@k12.sd.us">Kristin.Hofkamp@k12.sd.us</a>  <b>Counselor:</b> Ms. Osheim- <a href="mailto:Tammy.Osheim@k12.sd.us">Tammy.Osheim@k12.sd.us</a></p> <p><b><u>Fred Assam Elementary</u></b>  <b>Building Principal:</b> Ms. Foster- <a href="mailto:Susan.Foster@k12.sd.us">Susan.Foster@k12.sd.us</a>  <b>Counselor:</b> Ms. Nelson- <a href="mailto:Angie.Nelson@k12.sd.us">Angie.Nelson@k12.sd.us</a></p> <p><b><u>Valley Springs Elementary</u></b>  <b>Building Principal:</b> Ms. Palmer- <a href="mailto:Tanya.Palmer@k12.sd.us">Tanya.Palmer@k12.sd.us</a>  <b>Counselor:</b> Ms. Palmer- <a href="mailto:Tanya.Palmer@k12.sd.us">Tanya.Palmer@k12.sd.us</a></p>
<p><b><u>Notes:</u></b></p>	

***Instructional materials are posted below (if applicable)***

*Brandon Valley School District*