

Brandon Valley School District
Distance Learning Plan
August 24-28, 2020

Kindergarten Reading



Brandon Valley School District Distance Learning Plan

LESSON/UNIT: Beg. of Year

SUBJECT/GRADE: K-Reading

DATES: Aug 24-28

What do students need to do?

[Link to BV Week at a Glance instructional video.](#)

Monday (8/24):

- Watch the BV Week at a Glance instructional video (located in the upper left corner of this document).
- Layout all of your school supplies. Have an adult tell you the riddles and you will find the correct school supply picture.
- Complete the I-Spy classroom supply worksheet.

Tuesday (8/25):

- Read and sing 'The Little Pencil' song.
- Use your pencil to trace the lines on the worksheet.

Wednesday (8/26):

- Read and sing 'The Scissors' song.
- Use your scissors to cut out the 4 circles.

Thursday (8/27):

- Read and sing 'The Crayon' song.
- Have an adult read to you the correct color word and you color the monster that color.

Friday (8/28):

- Read and sing 'The Gluebottle' song.
- Use your glue bottle to practice the 'Just a Dot' worksheet.

What do students need to submit?
How can students submit their work?

Submit the Following:

- 1. I Spy classroom supply worksheet (8/24).
- 2. Tracing the lines worksheet (8/25).
- 3. Coloring the monsters worksheet (8/27).

Submit Work Via:

1. Electronically via [SeeSaw](#) (preferred method, if possible)
2. Email it to the teacher
3. Drop off at school

<p>What standards do the lessons cover?</p>	<ul style="list-style-type: none"> ● SL.K.1 Participate in collaborative conversations with diverse partners about kindergarten topics and texts with peers and adults in small and larger groups. ● SL.K.5 Add drawings or other visual displays to provide additional detail. ● SL.K.6 Speak audibly and express thoughts, feelings, and ideas clearly.
<p>What materials do students need? What extra resources can students use?</p>	<p>If you do not have access to the materials you need, contact your teacher.</p> <p>Required Materials:</p> <ul style="list-style-type: none"> ● School supplies--pencil, scissors, glue bottle, crayons ● Worksheets: school supply riddles and matching pictures; I-Spy worksheet; Pencil/Scissors/Glue Bottle/Crayons song worksheets; tracing lines worksheet, cutting circle lines worksheet; monster coloring worksheet; and just a dot glue worksheet.
<p>What can students do if they finish early?</p>	<ul style="list-style-type: none"> ● Sort the school supplies by size. ● Identify the beginning sound of each school supply.
<p>Who can we contact if we have questions?</p>	<p>Brandon Elementary Building Principal: Mr. Horst- merle.horst@k12.sd.us Teachers: Ms. Karl- Erica.Karl@k12.sd.us Ms. Osheim- Laryssa.Osheim@k12.sd.us Ms. Moots- Kimberly.Moots@k12.sd.us Ms. Rasmussen- Jessica.Rasmussen@k12.sd.us Ms. Schaffer- Beth.Schaffer@k12.sd.us Mr. Van Sloten- Jerrid.VanSloten@k12.sd.us Robert Bennis Elementary Building Principal: Ms. Hofkamp- kristin.hofkamp@k12.sd.us Teachers: Ms. Boscaljon- Marcel.Boscaljon@k12.sd.us Ms. Ernste- Amber.Ernste@k12.sd.us Ms. Huber- Paula.Huber@k12.sd.us Ms. Sandager- Emily.Sandager@k12.sd.us Ms. Uithoven- Cassie.Uithoven@k12.sd.us Fred Assam Elementary Building Principal: Ms. Foster- susan.foster@k12.sd.us Teachers: Ms. Becker- Kimberly.Becker@k12.sd.us Ms. Feenstra- Tina.Feenstra@k12.sd.us Ms. Kroger- Chelsea.Kroger@k12.sd.us Ms. Nuebel- Jill.Nuebel@k12.sd.us Ms. Williamson- Leah.Williamson@k12.sd.us Valley Springs Elementary Building Principal: Ms. Palmer- tanya.palmer@k12.sd.us Teacher: Ms. Rasmussen- Emily.Rasmussen@k12.sd.us</p>
<p>Notes: You guys are rockstars! Keep showing the Lynx Way and be an active learner!</p>	

Instructional materials are posted below (if applicable)

Brandon Valley School District

Riddle #1

I come in a box. I
can be many
different colors.
You use me to
color.
What am I?



I am a
crayon!

Riddle #2

I come in many
different colors.
You use me to
color. I have a lid.
What am I?



I am a
marker!

Riddle #3

I have a point and
an eraser. You can
sharpen me. You
use me to write.
What am I?



I am a
pencil!

Riddle #4

I have a hole for
your fingers and a
hole for your
thumb. You use me
to cut.

What am I?



I am a
scissors!

Riddle #5

I am in a bottle. I
am sticky and
gooey. You use me
to make things stick
together.

What am I?



I am a
glue!

Riddle #6

I have a lid. I am
sticky. You twist the
bottom of me
when you need
more.

What am I?



I am a
glue
stick!

Riddle #7

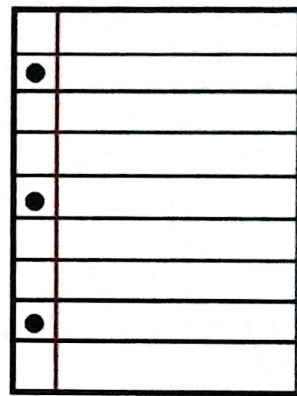
I have a cover. I
am filled with
paper. You write
or draw inside me
on my pages.
What am I?



I am a notebook!

Riddle #8


I am white. I have
lines. I have three
holes on the side.
You write or draw
on me. What am I?



I am paper!

Riddle #9

I have pockets on
the inside. I open
and close. You use
me to hold
important papers.
What am I?

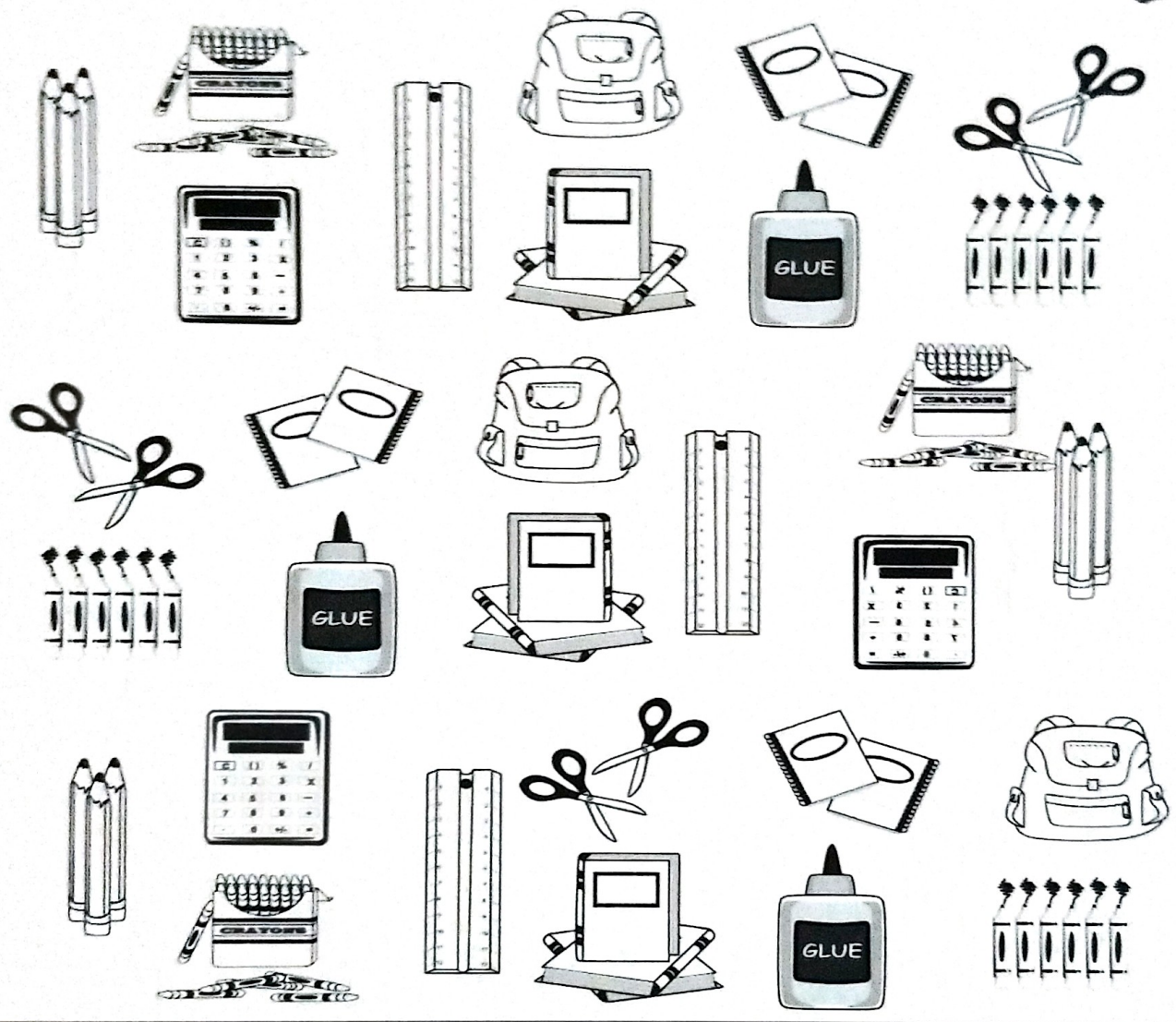


I am a folder!

Name: _____

find and color each school supply in the word box below.

I Spy







- | | |
|------------------------------------|---|
| <input type="checkbox"/> backpacks | <input type="checkbox"/> pencils |
| <input type="checkbox"/> books | <input type="checkbox"/> calculators |
| <input type="checkbox"/> Glue | <input type="checkbox"/> crayons |
| <input type="checkbox"/> rulers | <input type="checkbox"/> spiral notebooks |
| <input type="checkbox"/> markers | <input type="checkbox"/> scissors |

Extra: How many of each school supply did you find?

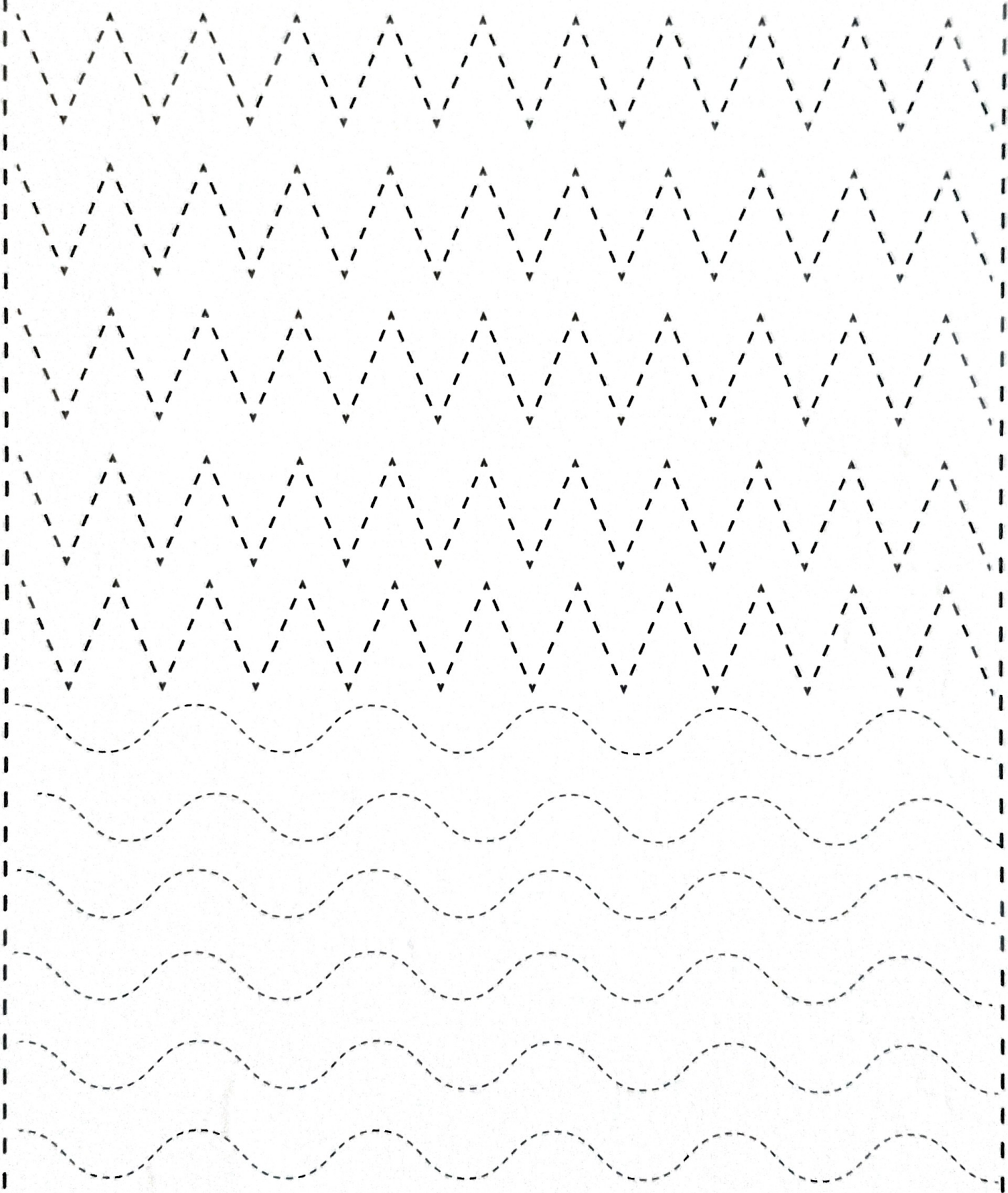
Little Pencil

(I'm a Little Teapot)

**I'm a little pencil,
short and fat.
I'm used for writing,
and drawing pictures of a cat.
Keep me in your desk,
and off of the floor.
Please don't lose or break me,
so that you can write some more!
I'm a little pencil,
short and fat.
I'm used for writing,
and drawing this and that!**



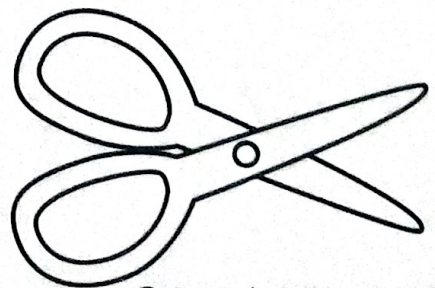
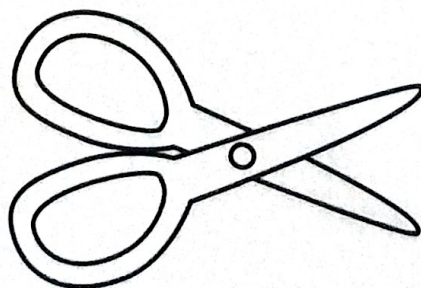
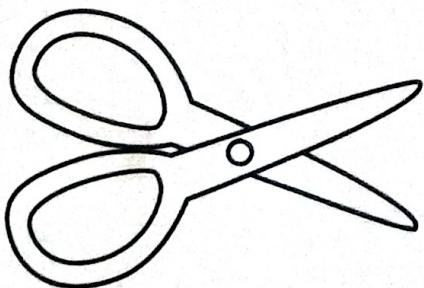
Name _____






Scissors, Scissors

(I'm a Little Teapot)

**Scissors, scissors,
they're used to cut.
It's very easy,
just open and shut!
They ONLY cut paper,
definitely not hair.
They don't cut our friends,
or the clothes that we wear!
We only walk with scissors,
so that we are safe.
We never run or throw them,
and we put them in their place.**





Crayons

(I'm a Little Teapot)

**I'm a box of crayons,
nice and new.**

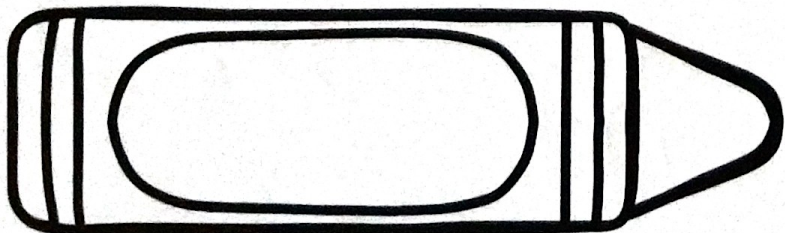


**I will help make coloring,
easy for you!**

**Keep me off the floor,
so that I can be found.**

**Please don't break me,
and leave me laying around.**

**Don't peel off my paper,
when you put me away.**





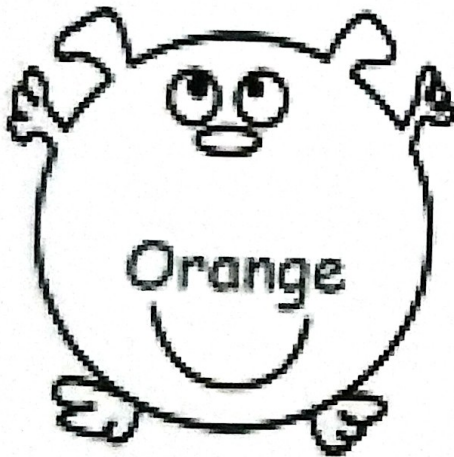


**Take good care of me,
so that you can use me every day!**



Name: _____


LEARNING COLORS

Color each picture below with the specified color.



Glue Bottle

(I'm a Little Teapot)



**I'm a little glue bottle,
just for you.**

**I make things stick,
with my sticky, white glue.**

**When you want to use me,
just give a little squeeze.**

**Little bitty dots,
is enough of me!**

**Make sure that you close my top,
so I won't dry right up.**

**Wipe me clean,
and put me away.**

I'll be ready for another day!



Name: _____

just a dot, not a lot

Gluing Practice

