

Brandon Valley School District
Distance Learning Plan
August 24-28, 2020

Junior Kindergarten Math



Brandon Valley School District Distance Learning Plan


LESSON/UNIT: Week 2

SUBJECT/GRADE: Math Lessons


DATES: 8.24.20-8.28.20



<p>What do students need to do?</p> <p><u>Link to BV Week at a Glance instructional video.</u></p>	<p>Monday (8/24):</p> <ul style="list-style-type: none"> <input type="checkbox"/> Watch the BV Week at a Glance instructional video. <input type="checkbox"/> No Lesson Today <p>Tuesday (8/25):</p> <ul style="list-style-type: none"> <input type="checkbox"/> Assessment: Identify Colors & Shapes Assessment: Show your child the colors assessment and the shapes assessment. Please video your child naming the colors and shapes. Write down the ones that they know and submit the video and list of ones they know. Please do not assist them if they do not know the answer right away. This assessment helps us to receive baseline information of your child’s color and shape fluency. <p>Wednesday (8/26):</p> <ul style="list-style-type: none"> <input type="checkbox"/> No Lesson Today <p>Thursday (8/27): .</p> <ul style="list-style-type: none"> <input type="checkbox"/> Assessment: Identify Written Numerals Assessment Show your child the numbers assessment. Please video your child naming the numbers. Write down the ones that they know and submit the video and list of ones they know. Please do not assist them if they do not know the answer right away. This assessment helps us to receive baseline information of your child’s naming numbers fluency. <p>Friday (8/28):</p> <ul style="list-style-type: none"> <input type="checkbox"/> No Lesson Today
--	--



<p>What do students need to submit? How can students submit their work?</p>	<p>Submit the Following:</p> <ul style="list-style-type: none"> <input type="checkbox"/> 1. Identify colors and shapes assessment results <input type="checkbox"/> 2. Identify written numerals assessment results <p>Submit Work Via:</p> <ol style="list-style-type: none"> 1. Electronically via <u>Seesaw</u> (preferred method, if possible) 2. Email it to the teacher 3. Drop off at school
---	---





<p>What standards do the lessons cover?</p>	<p>CD-5b CD-4h</p>
---	------------------------


<p>What materials do students need? What extra resources can students use?</p>	<p>If you do not have access to the materials you need, contact your teacher.</p> <p>Required Materials:</p> <ul style="list-style-type: none"> ● Assessments <p>Extra Resources:</p> <ul style="list-style-type: none"> ●
<p>What can students do if they finish early?</p>	<ul style="list-style-type: none"> ● Jack Hartmann Math Videos on You Tube ● Do a puzzle ● Play a board or card game together ● Count objects they see while riding in the car
<p>Who can we contact if we have questions?</p>	<p>Building Principals: FAE: Ms. Foster- Susan.Foster@k12.sd.us RBE: Ms. Hofkamp- kristin.hofkamp@k12.sd.us BE: Mr. Horst- Merle.Horst@k12.sd.us Teachers: Ms. Schaffer- Beth.Schaffer@k12.sd.us Ms. Anderson-Gappa- Nicole.Anderson-Gappa@k12.sd.us Ms. Harris - Emily.Harris@k12.sd.us</p>
<p>Notes:</p>	


Instructional materials are posted below (if applicable)


Brandon Valley School District








































2

4

1

6

8

3

5

10

7

9