

Brandon Valley School District
Distance Learning Plan
August 24-28, 2020

Junior Kindergarten Literacy



Brandon Valley School District Distance Learning Plan

LESSON/UNIT: Week 2

SUBJECT/GRADE: Literacy Lessons

DATES: 8.24.20-8.28.20

What do students need to do?

[Link to BV Week at a Glance instructional video.](#)

NOTE: Each day there will be a book listed for you to read aloud. There are 3 ways to enjoy the story with your child!

1. Check the book out from a local library (if you already have the book at home-awesome!) and read the book to your child
2. Log in to your child's Seesaw home learning account and access the video of a teacher reading the story (located in the assignment section)
3. If you are unable to access Seesaw, but would like to access the video, please email your child's assigned teacher to receive a link to the video

Monday (8/24):

- Watch the BV Week at a Glance instructional video.
- Read Aloud: If I Take a Mouse to School by Laura Numeroff
- Activity: Complete the 1st Day of School Coloring Sheet. Please only utilize crayons for the coloring sheet. Take a photo and submit it in your Seesaw lesson!

Tuesday (8/25):

- Read Aloud: I Like Myself by Karen Beaumont and David Catrow
- Activity: Complete the Self Portrait Paper. Please only utilize crayons for the self-portrait. Take a photo and submit it in your Seesaw lesson!

Wednesday (8/26):

- Read Aloud: Brown Bear Brown Bear by Eric Carle
- Read Aloud Activity: Who do you See Book
- Assessment: Identify Uppercase Letters

Thursday (8/27):

- Read Aloud: Pete the Cat Rocking in my School Shoes by James Dean and Eric Litwin
- Activity: Go on a scavenger hunt in your home! Find the areas in your home where you will complete the following school activities! Take a picture of the different areas (or draw a picture of each area on the template) and submit them on your Seesaw lesson!

Where will you eat lunch?

Where will you do art projects?

Where will you have recess activities?

Where will we read books together?

Where will I work on math and writing and other learning activities?

Where will I do center time?

	<p>Friday (8/28):</p> <ul style="list-style-type: none"> <input type="checkbox"/> Read Aloud: Read Aloud: How do Dinosaurs Go to School by Jane Yolen <input type="checkbox"/> Assessment: Identify Lowercase Letters
<p>What do students need to submit? How can students submit their work?</p>	<p>Submit the Following:</p> <ul style="list-style-type: none"> <input type="checkbox"/> 1. Read Aloud Opinion Page (print out & submit only if you cannot access Seesaw-if you can access Seesaw, complete this online in the interactive lesson) <input type="checkbox"/> 2. A video or audio recording of your child reading the “who do you see” book <input type="checkbox"/> 3. Identify uppercase letters assessment results <input type="checkbox"/> 4. Identify lowercase letters assessment results <input type="checkbox"/> 5. Letter sounds assessment results <p>Submit Work Via:</p> <ol style="list-style-type: none"> 1. Electronically via Seesaw (preferred method, if possible) 2. Email it to the teacher 3. Drop off at school
<p>What standards do the lessons cover?</p>	<p>CLL-7f CLL-10c CLL-8a CLL-8b HPD-5b</p>
<p>What materials do students need? What extra resources can students use?</p>	<p>If you do not have access to the materials you need, contact your teacher.</p> <p>Required Materials:</p> <ul style="list-style-type: none"> ● Read Aloud books or access to the Read Aloud Videos ● Crayons ● Photos of family members (or draw pictures of family members) ● Uppercase letter assessment page ● Lowercase letter assessment page ● Letter sounds assessment page ● Read Aloud Opinion Page (only use print out if you cannot access Seesaw) <p>Extra Resources:</p> <ul style="list-style-type: none"> ●
<p>What can students do if they finish early?</p>	<ul style="list-style-type: none"> ● Jack Hartmann Video on You Tube ● Dr. Jean Videos on You Tube ● Brightly Storytime on You Tube for books ● Learning Station Songs on You Tube ● Heidi Song Videos ● Play together ● Alphabet Puzzles, Memory Game, or Bingo
<p>Who can we contact if we have questions?</p>	<p>Building Principals: FAE: Ms. Foster- Susan.Foster@k12.sd.us RBE: Ms. Hofkamp- kristin.hofkamp@k12.sd.us BE: Mr. Horst- Merle.Horst@k12.sd.us</p> <p>Teachers: Ms. Schaffer- Beth.Schaffer@k12.sd.us Ms. Anderson-Gappa- Nicole.Anderson-Gappa@k12.sd.us Ms. Harris - Emily.Harris@k12.sd.us</p>



Notes:

Instructional materials are posted below (if applicable)

Brandon Valley School District




Monday, Aug 24

1. Read together or listen to a video of today's story.
2. Work on Children Who Do You See? Book. Using the cover and page provided, create your own family who do you see book! Using the page template, add a photo or have your child draw a picture of each family (1 family member per page). Help fill in the sentence phrase below the picture and staple together to create a book! Read and re-read together!




Tuesday, Aug 25

1. Read together or listen to a video of today's story.
 - a. You can choose to listen to Brown Bear Brown Bear again
2. Finish the Who do you see book today!
3. Take a video of you reading the Who do you See book and post it in Seesaw!
4. Do the uppercase letter assessment: Have your child read the letters in order from left to right. Please do not prompt them or correct them at this time. This assessment will give us baseline information on their letter identification fluency. Record or video giving the assessment and submit it in Seesaw. Also, please take note which ones your child named correctly and submit that in seesaw.



Wednesday, Aug 26

1. Read together or listen to a video of today's story.
2. Don't forget to fill out the read aloud opinion page!




Thursday, Aug 27

1. Choose a favorite book at home to read together!
2. Lowercase letter assessment: Just like the uppercase assessment, show your child the letters and have them name the ones that they know. Please record or video your child naming the letters and also write down the ones they named correctly.

Friday, Aug 28

1. Read together or listen to a video of today's story.
2. Don't forget to fill out the read aloud opinion page!

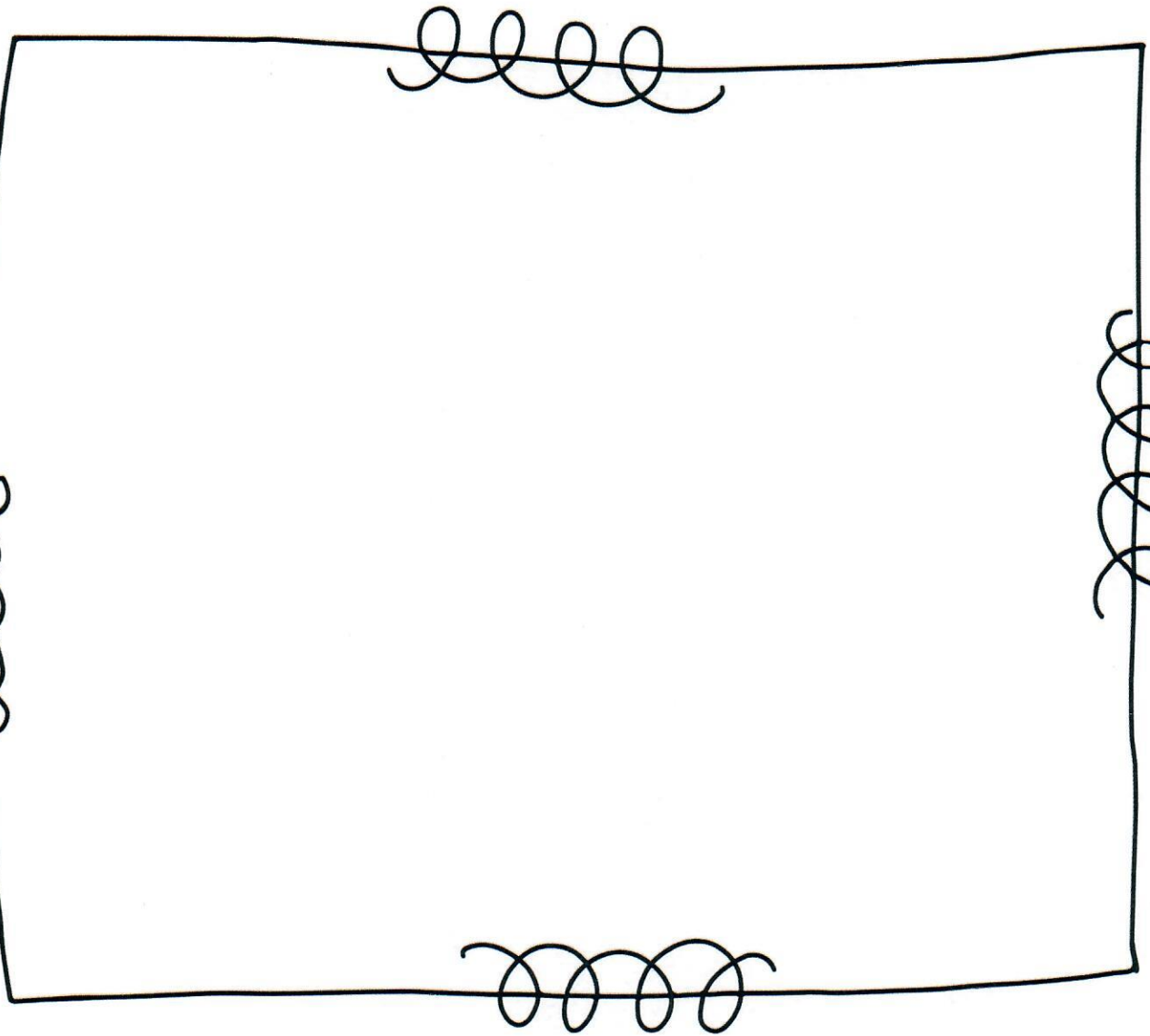


Name: _____

MY FIRST DAY OF SCHOOL




First Day of School Self Portrait



name _____

date: _____ grade: _____



_____ / _____

what do you see?

I see _____ looking at me!

	S	M	A	P	
	R	T	N	I	
	C	D	F	O	
	H	L	V	B	
	K	G	E	W	Y
	Q	Z	J	U	X

Scavenger Hunt

<p>Where will I eat lunch?</p>	<p>Where will I do art projects?</p>
<p>Where will I have recess activities?</p>	<p>Where will we read books together?</p>
<p>Where will I work on math and writing and other learning activities?</p>	<p>Where will I do center time?</p>

Lowercase Letter Assessment

	s	a	p	t	m	o	
	n	c	f	i	l	d	
	k	h	g	e	r	b	v
	u	q	w	y	z	x	j

Read Aloud Opinion Page

Circle either **YES** or **NO** for each story read.

This activity can be completed online in your Seesaw account as well

Book	Yes! I liked the story!	No! I do not like this story!
	YES	NO
	YES	NO
	YES	NO

Read Aloud Opinion Page

Circle either **YES** or **NO** for each story read.

This activity can be completed online in your Seesaw account as well

Book	Yes! I liked the story!	No! I do not like this story!
	YES	NO
	YES	NO
	YES	NO