

Brandon Valley School District
Distance Learning Plan
August 24-28, 2020

Grade 2 Math



Brandon Valley School District Distance Learning Plan

LESSON/UNIT: Math

SUBJECT/GRADE: 2nd Grade

DATES: August 24-28

What do students need to do?

[Link to BV Week at a Glance instructional video.](#)

Monday (8/24):

- Watch the BV Week at a Glance instructional video.
- Complete the Count by 1's, 5's, and 10's page.. Count and write numbers from 1-50, skip count and write numbers from 5-50 and 10-100. Remember to use your best handwriting!

Tuesday (8/25):

- Use crayons to complete the Back to School Mystery Page. What picture will you create when you match the numbers and colors?

Wednesday (8/26):

- Complete the one more/one less, ten more/ten less worksheet.

Thursday (8/27):

- Complete Number of the Day worksheet. Choose a number between 1-20 and complete the tasks that are described on the worksheet.

Friday (8/28):

- Cave game--Find 5-10 small objects that are easily hidden under a hand. Small coins, buttons, paper clips would work great! Choose how many you are going to start with to play the game. Have a parent/guardian/sibling hide some of the objects under their hand. The partner tells how many are hiding. Play this again with a different number of objects. For example, start with 8 objects and hide 3 in your hand. There are 5 objects left on the table. The partner would say that there are 3 hidden in the partners hand.

What do students need to submit?
How can students submit their work?

Submit the Following:

- 1. Count and Write numbers worksheet
- 2. One more/One less worksheet
- 3. Number of the Day worksheet

Submit Work Via:

1. Electronically via [Seesaw](#) (preferred method, if possible)
2. Email it to the teacher
3. Drop off at school

<p>What standards do the lessons cover?</p>	<p>2.NBTA.2-- Count within 1000; skip-count by 5s, 10s, and 100s, starting from any number in its skip counting sequence.</p> <p>2.NBTA.3--3. Read and write numbers to 1000 using base-ten numerals (standard form), number names (word form), and expanded form.</p>
<p>What materials do students need? What extra resources can students use?</p>	<p>If you do not have access to the materials you need, contact your teacher.</p> <p>Required Materials:</p> <ul style="list-style-type: none"> ● pencil, crayons, small objects for Cave Game <p>Extra Resources:</p> <ul style="list-style-type: none"> ●
<p>What can students do if they finish early?</p>	
<p>Who can we contact if we have questions?</p>	<p>Brandon Elementary</p> <p>Building Principal: Mr. Horst- Merle.Horst@k12.sd.us</p> <p>Teachers: Ms. Johnson- Alyssa.Johnson@k12.sd.us Ms. Kueter- Kim.Kueter@k12.sd.us Ms. Pearson- Cassie.Pearson@k12.sd.us Ms. Shutes- Cassandra.Shutes@k12.sd.us Ms. Westhoff- Kendra.Westhoff@k12.sd.us</p> <p>Robert Bennis Elementary</p> <p>Building Principal: Ms. Hofkamp- Kristin.Hofkamp@k12.sd.us</p> <p>Teachers: Ms. Adams- Laurie.Adams@k12.sd.us Ms. DeBoer- Stacy.Deboer@k12.sd.us Ms. Hatlestad- Andrea.Hatlestad@k12.sd.us Ms. Silvernail- Jayna.Silvernail@k12.sd.us Ms. Westcott- Sandra.Westcott@k12.sd.us</p> <p>Fred Assam Elementary</p> <p>Building Principal: Ms. Foster- Susan.Foster@k12.sd.us</p> <p>Teachers: Ms. Deitering- Kayla.Deitering@k12.sd.us Ms. Bobzien- Morgan.Bobzien@k12.sd.us Ms. Livingston- Missy.Livingston@k12.sd.us Ms. Olson- Angie.Olson@k12.sd.us Ms. Presler- JoAnn.Presler@k12.sd.us</p> <p>Valley Springs Elementary:</p> <p>Building Principal: Ms. Palmer- Tanya.Palmer@k12.sd.us</p> <p>Teacher: Ms. Bertsch- Megan.Bertsch@k12.sd.us</p>
<p>Notes:</p>	

Instructional materials are posted below (if applicable)

Brandon Valley School District

Name: _____ Date: _____

Back to School Mystery Picture

1	2	3	4	5	6	7	8	9	10
11	12	13	14	15	16	17	18	19	20
21	22	23	24	25	26	27	28	29	30
31	32	33	34	35	36	37	38	39	40
41	42	43	44	45	46	47	48	49	50
51	52	53	54	55	56	57	58	59	60
61	62	63	64	65	66	67	68	69	70
71	72	73	74	75	76	77	78	79	80
81	82	83	84	85	86	87	88	89	90
91	92	93	94	95	96	97	98	99	100

Blue: 1, 5, 6, 7, 9, 10, 11, 15, 16, 20, 21, 25, 26, 30, 31, 35, 36, 40, 41, 45, 46, 50, 51, 55, 56, 60, 61, 65, 66, 70, 71, 75, 76, 80, 81, 85, 86, 90, 91, 92, 94, 95, 96, 100

Pink: 2, 3, 4, 12, 13, 14, 87, 88, 89, 97, 98, 99

Grey: 22, 23, 24, 77, 78, 79

Tan: 17, 18, 19, 27, 28, 29, 72, 73, 74, 82, 83, 84

Black: 8, 93

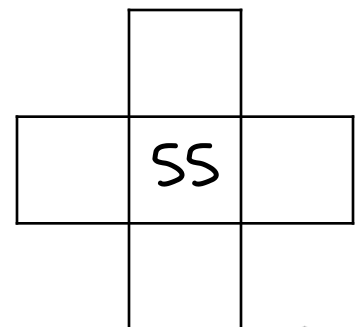
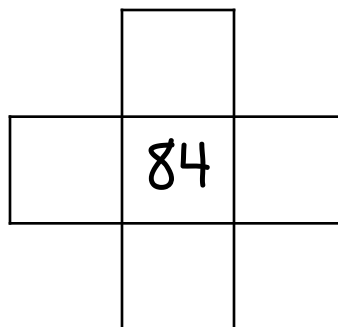

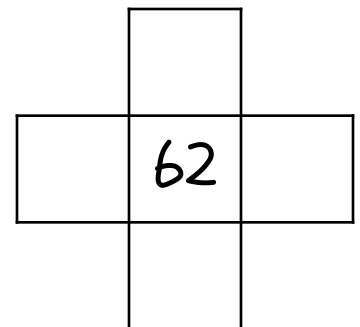
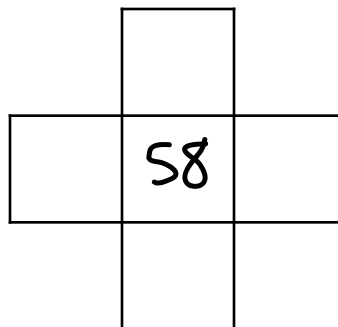
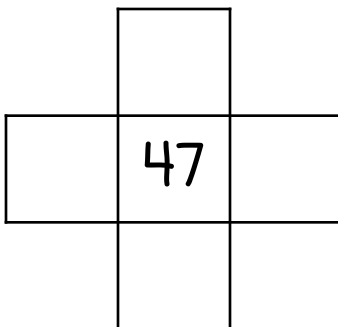
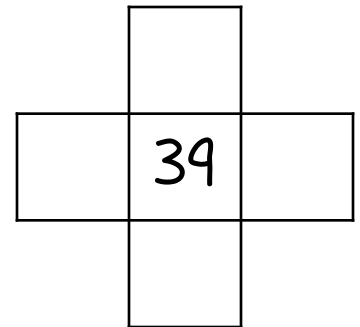
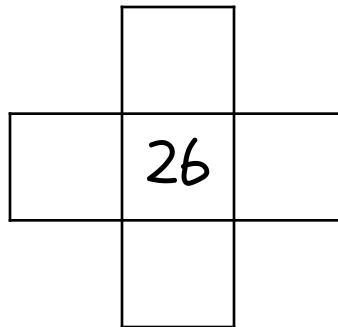
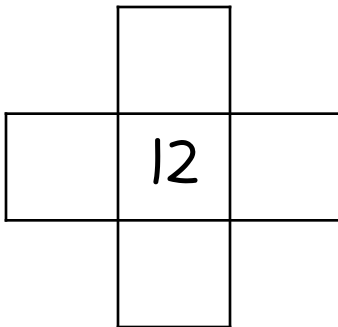
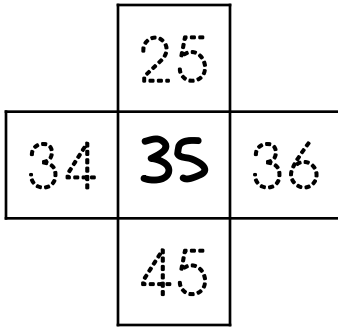
Yellow: 32, 33, 34, 37, 38, 39, 42, 43, 44, 47, 48, 49, 52, 53, 54, 57, 58, 59, 62, 63, 64, 67, 68, 69

Name: _____

Hundred Chart


Use the hundreds chart to help you identify the number that is 1 more, 1 less, 10 more and 10 less.

1	2	3	4	5	6	7	8	9	10
11	12	13	14	15	16	17	18	19	20
21	22	23	24	25	26	27	28	29	30
31	32	33	34	35	36	37	38	39	40
41	42	43	44	45	46	47	48	49	50
51	52	53	54	55	56	57	58	59	60
61	62	63	64	65	66	67	68	69	70
71	72	73	74	75	76	77	78	79	80
81	82	83	84	85	86	87	88	89	90
91	92	93	94	95	96	97	98	99	100



Name: _____


Number of the day





Find and color the number on the 100 chart.


1	2	3	4	5	6	7	8	9	10
11	12	13	14	15	16	17	18	19	20
21	22	23	24	25	26	27	28	29	30
31	32	33	34	35	36	37	38	39	40
41	42	43	44	45	46	47	48	49	50
51	52	53	54	55	56	57	58	59	60
61	62	63	64	65	66	67	68	69	70
71	72	73	74	75	76	77	78	79	80
81	82	83	84	85	86	87	88	89	90
91	92	93	94	95	96	97	98	99	100

Solve it.

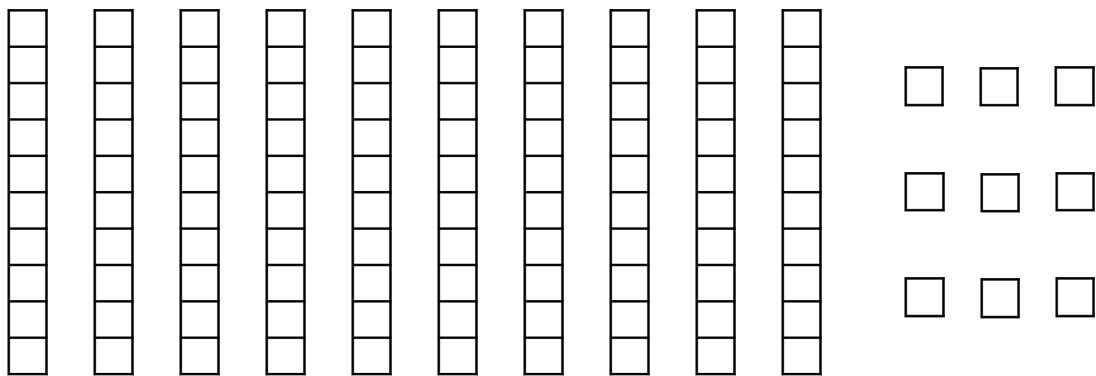
1 more 

1 less 

10 more 

10 less 

Color to show the number.



Write the number in words.