

Brandon Valley School District  
Distance Learning Plans  
May 3-7, 2021

Grade 4




# Brandon Valley School District Distance Learning Plan

LESSON/UNIT: Multiplication Review

SUBJECT/GRADE: Math

DATES: May 3-7



<p>What do students need to do?</p> <p><a href="#">Link to BV Week at a Glance instructional video.</a></p>	<p><b>Monday (05/03):</b> Watch the daily instructional video.</p> <ul style="list-style-type: none"> <li><input type="checkbox"/> This week, <b>we will review the strategies for two-digit by two-digit multiplication, and apply this skill to a real world situation.</b></li> <li><input type="checkbox"/> In this lesson, <b>we will use the Strategies for 2 by 2 Multiplication handout to recall the methods used to multiply multi-digit numbers.</b> Complete the Multiplying Whole Numbers worksheet, using the method of your choice. (4.NBT.5)</li> </ul> <p><b>Tuesday (05/04):</b> Watch the daily instructional video.</p> <ul style="list-style-type: none"> <li><input type="checkbox"/> Today, we will begin our project, Design a Restaurant. <b>We will use our knowledge of multiplication, as well as finding the area of a space, to complete page one.</b> (Use page two of the handouts to complete page one). (4.NBT.5)</li> </ul> <p><b>Wednesday (05/05):</b> Watch the daily instructional video.</p> <ul style="list-style-type: none"> <li><input type="checkbox"/> We will continue in our project, Design a Restaurant, <b>as we choose a multiplication strategy to find the cost</b> of our tables and chairs.</li> <li><input type="checkbox"/> Complete page 3 of the handouts, with the exception of #4. (4.NBT.5)</li> </ul> <p><b>Thursday (05/06):</b> Watch the daily instructional video.</p> <ul style="list-style-type: none"> <li><input type="checkbox"/> Today, <b>we will apply our understanding of two-digit by two-digit multiplication to real world word problems.</b></li> <li><input type="checkbox"/> Make sure to show your work as you complete page 4 of the handouts. (4.NBT.5)</li> </ul> <p><b>Friday (05/07):</b> Watch the daily instructional video.</p> <ul style="list-style-type: none"> <li><input type="checkbox"/> Complete your project by creating a name for your restaurant, and designing an advertisement (page 3, #4).</li> </ul>
<p>What do students need to submit? How can students submit their work?</p>	<p>Submit the Following:</p> <ul style="list-style-type: none"> <li><input type="checkbox"/> 1. Multiplying Whole Numbers</li> <li><input type="checkbox"/> 2. Design a Restaurant project</li> </ul> <p>Submit Work Via:</p> <ol style="list-style-type: none"> <li>1. Electronically via <a href="#">Seesaw</a> (preferred method, if possible)</li> <li>2. Email it to the teacher</li> <li>3. Drop off at school</li> </ol>
<p>What standards do the lessons cover?</p>	<p><b>4.NBT.5</b>-Multiply a whole number of up to four digits by a one-digit whole number, and multiply two two-digit numbers, using strategies based on place value and the properties of operations.</p>

<p>What materials do students need?</p> <p>What extra resources can students use?</p>	<p><b>If you do not have access to the materials you need, contact your teacher.</b></p> <p>Required Materials:</p> <ul style="list-style-type: none"> <li>● Math Handouts</li> </ul> <p>Extra Resources:</p> <ul style="list-style-type: none"> <li>● <a href="https://www.youtube.com/watch?v=PZjIT9CH6bM&amp;t=24s">https://www.youtube.com/watch?v=PZjIT9CH6bM&amp;t=24s</a> - Standard Method</li> <li>● <a href="https://www.youtube.com/watch?v=PTbozQXC8eE&amp;t=95s">https://www.youtube.com/watch?v=PTbozQXC8eE&amp;t=95s</a> - Area Model</li> </ul>
<p>What can students do if they finish early?</p>	<ul style="list-style-type: none"> <li>● <a href="https://www.futuristicmath.com/games/4th-grade-multiply-2-by-2-digit-numbers-monster-board-game.html">https://www.futuristicmath.com/games/4th-grade-multiply-2-by-2-digit-numbers-monster-board-game.html</a> - Monster Board Multiplication</li> <li>● <a href="https://www.factmonster.com/math/flashcards">https://www.factmonster.com/math/flashcards</a></li> <li>● <a href="https://student.freckle.com/#/login">https://student.freckle.com/#/login</a> - Activities assigned by teacher</li> </ul>
<p>Who can we contact if we have questions?</p>	<p><b>Brandon Elementary</b></p> <p><b>Building Principal:</b> Mr. Horst- <a href="mailto:merle.horst@k12.sd.us">merle.horst@k12.sd.us</a></p> <p><b>Teachers:</b> Mr. Giles- <a href="mailto:Scott.Giles@k12.sd.us">Scott.Giles@k12.sd.us</a> Mr. Krivarchka- <a href="mailto:Joe.Krivarchka@k12.sd.us">Joe.Krivarchka@k12.sd.us</a> Mr. Schultz- <a href="mailto:benjamin.schultz@k12.sd.us">benjamin.schultz@k12.sd.us</a> Mr. Rogers- <a href="mailto:Marshall.Rogers@k12.sd.us">Marshall.Rogers@k12.sd.us</a></p> <p><b>Fred Assam Elementary</b></p> <p><b>Building Principal:</b> Ms. Foster- <a href="mailto:susan.foster@k12.sd.us">susan.foster@k12.sd.us</a></p> <p><b>Teachers:</b> Ms. Harte- <a href="mailto:Sarah.Harte@k12.sd.us">Sarah.Harte@k12.sd.us</a> Ms. Scholten- <a href="mailto:Tara.Scholten@k12.sd.us">Tara.Scholten@k12.sd.us</a> Mr. Steemken- <a href="mailto:Evan.Steemken@k12.sd.us">Evan.Steemken@k12.sd.us</a> Ms. Sunne- <a href="mailto:Noel.Sunne@k12.sd.us">Noel.Sunne@k12.sd.us</a></p> <p><b>Robert Bennis Elementary</b></p> <p><b>Building Principal:</b> Ms. Hofkamp- <a href="mailto:Kristin.Hofkamp@k12.sd.us">Kristin.Hofkamp@k12.sd.us</a></p> <p><b>Teachers:</b> Mr. Linneweber- <a href="mailto:Cody.Linneweber@k12.sd.us">Cody.Linneweber@k12.sd.us</a> Ms. Pudwill- <a href="mailto:Andrea.Pudwill@k12.sd.us">Andrea.Pudwill@k12.sd.us</a> Mr. Sylliaasen- <a href="mailto:Tim.Sylliaasen@k12.sd.us">Tim.Sylliaasen@k12.sd.us</a></p> <p><b>Valley Springs Elementary</b></p> <p><b>Building Principal:</b> Ms. Palmer- <a href="mailto:tanya.palmer@k12.sd.us">tanya.palmer@k12.sd.us</a></p> <p><b>Teacher:</b> Ms. Lueders- <a href="mailto:laura.lueders@k12.sd.us">laura.lueders@k12.sd.us</a></p>
<p><b>Notes:</b></p>	

***Instructional materials are posted below (if applicable)***

*Brandon Valley School District*

# Brandon Valley School District Distance Learning Plan

LESSON/UNIT: Unit 6/Lesson 5

SUBJECT/GRADE: Reading/4th

DATES: May 3-7

What do students need to do?

[Link to BV Week at a Glance instructional video.](#)

**Monday (05/03):** Watch the daily instructional video.

- Our story this week is 'The Man Who Went to the Far Side of the Moon'. **The genre is expository text, which tells about real people, places, things, and events.** Read the selection, pg. 450-463.
- The vocabulary strategy this week is multiple-meaning words. **Sometimes the meaning of a word is unclear, because it has more than one meaning. Using context clues will help to determine the correct meaning.** Complete Vocabulary, pg. 431. (4.RI.4)

**Tuesday (05/04):** Watch the daily instructional video.

- Today, we will recall that the skill of graphic sources helps us to preview the text, monitor reading, and explain the facts presented within the text.** Complete Graphic Sources, pg. 345. (4.RI.7)
- This week in spelling, we will look at words that have silent consonants.** Complete Silent Consonants, pg. 342. (4.L.1)

**Wednesday (05/05):** Watch the daily instructional video.

- We will use a graphic source, a visual representation of information, to preview a text and understand our reading.** Complete Graphic Sources, pg. 349. (4.RI.7)
- In today's lesson, **we will focus on the proper way to punctuate the title of a book, magazine, newspaper, and other publications.** Use the handout Punctuating Titles, to complete Titles, pg. 350. (4.L.1)

**Thursday (05/06):** Watch the daily instructional video.

- Today, **we will recognize words with a silent consonant, as well as practice our skills of proofreading,** while we complete Silent Consonants, pg. 438. (4.L.1)
- We will use the reading textbook, pg. 456, to **form a well-developed paragraph** in the Written Response assignment, pg. 179-180. Be sure to use the checklist for your writing. (4.W.4)

**Friday (05/07):** Watch the daily instructional video.

- Today, we will show our understanding of the weekly vocabulary and comprehension skill,** by completing the Weekly Reading Assessment, pg. 175-178. (4RI.4) (4.RI.7)

<p>What do students need to submit?</p> <p>How can students submit their work?</p>	<p>Submit the Following:</p> <ul style="list-style-type: none"> <li><input type="checkbox"/> 1. Vocabulary, pg. 431</li> <li><input type="checkbox"/> 2. Silent Consonants, pg. 342</li> <li><input type="checkbox"/> 3. Graphic Sources, pg. 349</li> <li><input type="checkbox"/> 4. Titles, pg. 350</li> <li><input type="checkbox"/> 5. Written Response, pg. 179-180</li> <li><input type="checkbox"/> 6. Weekly Reading Assessment, pg. 175-178</li> </ul> <p>Submit Work Via:</p> <ol style="list-style-type: none"> <li>1. Electronically via <a href="#">Seesaw</a> (preferred method, if possible)</li> <li>2. Email it to the teacher</li> <li>3. Drop off at school</li> </ol>
<p>What standards do the lessons cover?</p>	<p><b>4.RI.7</b> Interpret information presented visually, orally, or quantitatively (e.g., in charts, graphs, diagrams, time lines, animations, or interactive elements on Web pages) and explain how the information contributes to an understanding of the text in which it appears.</p> <p><b>4.RI.4</b> Determine the meaning of general academic and domain-specific words or phrases in a text relevant to a grade 4 topic or subject area.</p> <p><b>4.W.4</b> Produce clear and coherent writing in which the development and organization are appropriate to task, purpose, and audience. (Grade-specific expectations for writing types are defined in standards 1–3 above.)</p> <p><b>4.L.1</b> Demonstrate command of the conventions of standard English grammar and usage when writing or speaking.</p>
<p>What materials do students need?</p> <p>What extra resources can students use?</p>	<p><b>If you do not have access to the materials you need, contact your teacher.</b></p> <p>Required Materials:</p> <ul style="list-style-type: none"> <li>● Pencil</li> <li>● Reading handouts</li> </ul> <p>Extra Resources:</p> <ul style="list-style-type: none"> <li>● <a href="https://www.youtube.com/watch?v=k6rNL7a0UIY">https://www.youtube.com/watch?v=k6rNL7a0UIY</a> - Graphic Sources</li> <li>● <a href="https://www.youtube.com/watch?v=uefhTh1DXAY">https://www.youtube.com/watch?v=uefhTh1DXAY</a> - Titles Punctuation Song</li> </ul>
<p>What can students do if they finish early?</p>	<ul style="list-style-type: none"> <li>● <a href="https://www.roomrecess.com/pages/45.html">https://www.roomrecess.com/pages/45.html</a> - Room Recess</li> <li>● <a href="https://www.turtlediary.com/game/identify-correct-punctuation.html">https://www.turtlediary.com/game/identify-correct-punctuation.html</a> - Punctuation Speed Check</li> <li>● <a href="https://student.freckle.com/#/login">https://student.freckle.com/#/login</a> -Activities assigned by teacher</li> <li>● Online books for read <ul style="list-style-type: none"> <li>○ <a href="https://www.funbrain.com/books">https://www.funbrain.com/books</a></li> <li>○ <a href="https://www.storylineonline.net/">https://www.storylineonline.net/</a></li> <li>○ <a href="https://www.freechildrenstories.com/">https://www.freechildrenstories.com/</a></li> <li>○ <a href="http://www.epic.com">www.epic.com</a></li> </ul> </li> </ul>
<p>Who can we contact if we have questions?</p>	<p><b>Brandon Elementary</b>  <b>Building Principal:</b>  Mr. Horst- <a href="mailto:merle.horst@k12.sd.us">merle.horst@k12.sd.us</a>  <b>Teachers:</b>  Mr. Giles- <a href="mailto:Scott.Giles@k12.sd.us">Scott.Giles@k12.sd.us</a>  Mr. Krivarchka- <a href="mailto:Joe.Krivarchka@k12.sd.us">Joe.Krivarchka@k12.sd.us</a>  Mr. Schultz- <a href="mailto:benjamin.schultz@k12.sd.us">benjamin.schultz@k12.sd.us</a>  Mr. Rogers- <a href="mailto:Marshall.Rogers@k12.sd.us">Marshall.Rogers@k12.sd.us</a>  <b>Fred Assam Elementary</b>  <b>Building Principal:</b>  Ms. Foster- <a href="mailto:susan.foster@k12.sd.us">susan.foster@k12.sd.us</a>  <b>Teachers:</b></p>

Ms. Harte- [Sarah.Harte@k12.sd.us](mailto:Sarah.Harte@k12.sd.us)  
Ms. Scholten- [Tara.Scholten@k12.sd.us](mailto:Tara.Scholten@k12.sd.us)  
Mr. Steemken- [Evan.Steemken@k12.sd.us](mailto:Evan.Steemken@k12.sd.us)  
Ms. Sunne- [Noel.Sunne@k12.sd.us](mailto:Noel.Sunne@k12.sd.us)

**Robert Bennis Elementary**

**Building Principal:**

Ms. Hofkamp- [Kristin.Hofkamp@k12.sd.us](mailto:Kristin.Hofkamp@k12.sd.us)

**Teachers:**

Mr. Linneweber- [Cody.Linneweber@k12.sd.us](mailto:Cody.Linneweber@k12.sd.us)

Ms. Pudwill- [Andrea.Pudwill@k12.sd.us](mailto:Andrea.Pudwill@k12.sd.us)

Mr. Sylliaasen- [Tim.Sylliaasen@k12.sd.us](mailto:Tim.Sylliaasen@k12.sd.us)

**Valley Springs Elementary**

**Building Principal:**

Ms. Palmer- [tanya.palmer@k12.sd.us](mailto:tanya.palmer@k12.sd.us)

**Teacher:**

Ms. Lueders- [laura.lueders@k12.sd.us](mailto:laura.lueders@k12.sd.us)

**Notes:**

# Brandon Valley School District Distance Learning Plan

LESSON/UNIT: Waves of Sound/Famous People of SD

SUBJECT/GRADE: Science/Social SS - 4th

DATES: May 3-7

<p>What do students need to do?</p> <p><a href="#">Link to BV Week at a Glance instructional video.</a></p>	<p><b>Monday (05/03): Science</b></p> <ul style="list-style-type: none"><li><input type="checkbox"/> This week we will complete our Waves of Sound Unit. <b>We will demonstrate our understanding of the idea that sound is an actual thing, a wave of vibrations traveling through the air.</b> Complete the Waves of Sound Unit Assessment. (4-PS4-1)</li></ul> <p><b>Tuesday (05/04): Science</b></p> <ul style="list-style-type: none"><li><input type="checkbox"/> In today's activity, How Does a Guitar Work?, <b>we will investigate the amplitude and wavelength produced by a guitar.</b> Watch the following short videos:<ul style="list-style-type: none"><li><input type="checkbox"/> <a href="https://tinyurl.com/4hesx285">Rubberband Wave</a> - URL: <a href="https://tinyurl.com/4hesx285">https://tinyurl.com/4hesx285</a></li><li><input type="checkbox"/> <a href="https://tinyurl.com/4u93s6b4">Make Your Own Musical Instrument</a> - URL: <a href="https://tinyurl.com/4u93s6b4">https://tinyurl.com/4u93s6b4</a></li></ul></li><li><input type="checkbox"/> Complete the activity, How Does a Guitar Work? (4-PS4-1)</li></ul> <p><b>Wednesday (05/05): Social Studies</b></p> <ul style="list-style-type: none"><li><input type="checkbox"/> This week in Social Studies, <b>we will look at famous South Dakotans and the contributions they made to South Dakota history.</b></li><li><input type="checkbox"/> Read Famous South Dakotans and choose one to research. (4.H.1.1)</li><li><input type="checkbox"/> Additional resource: Legends &amp; Learning <a href="https://www.sdhalloffame.org/legends-learning">https://www.sdhalloffame.org/legends-learning</a></li></ul> <p><b>Thursday (05/06): Social Studies</b></p> <ul style="list-style-type: none"><li><input type="checkbox"/> Use Famous South Dakotans handout, and conduct your own research, to complete the Scrapbook of a Famous South Dakotan project. (4.H.2.3) (4.H.1.1)</li><li><input type="checkbox"/> DL Students: Post one of your scrapbook pages to the class blog.</li></ul> <p><b>Friday (05/07): No Assignment</b></p>
<p>What do students need to submit?</p> <p>How can students submit their work?</p>	<p>Submit the Following:</p> <ul style="list-style-type: none"><li><input type="checkbox"/> Waves of Sound Unit Assessment</li><li><input type="checkbox"/> Scrapbook of a Famous South Dakotan</li></ul> <p>Submit Work Via:</p> <ol style="list-style-type: none"><li>1. Electronically via <a href="#">Seesaw</a> (preferred method, if possible)</li><li>2. Email it to the teacher</li><li>3. Drop off at school</li></ol>

<p>What standards do the lessons cover?</p>	<p><b>4-PS4-1</b> - Develop a model of waves to describe patterns in terms of amplitude and wavelength and to provide evidence that waves can cause objects to move.</p> <p><b>4.H.2.3</b> Describe the influence of notable South Dakotans of the development of our state. <b>4.H.1.1</b> Analyze the impact of significant historical events on the development of cultures in South Dakota.</p>
<p>What materials do students need? What extra resources can students use?</p>	<p><b>If you do not have access to the required materials, contact your teacher.</b></p> <p>Required Materials:</p> <ul style="list-style-type: none"> <li>● Waves of Sound Unit Assessment</li> <li>● How Does a Guitar Work?</li> <li>● Scrapbook of a Famous South Dakotan</li> </ul> <p>Extra Resources:</p> <ul style="list-style-type: none"> <li>● <a href="https://www.youtube.com/watch?v=1NJHHA9bp5Y">https://www.youtube.com/watch?v=1NJHHA9bp5Y</a> - Wavelength &amp; Amplitude</li> <li>● <a href="https://sd4history.sd.gov/">https://sd4history.sd.gov/</a> - Weekly South Dakotan</li> </ul>
<p>What can students do if they finish early?</p>	<ul style="list-style-type: none"> <li>● <a href="https://www.brainpop.com/games/wavecombinator/">https://www.brainpop.com/games/wavecombinator/</a> - Wave Combinator</li> <li>● <a href="https://www.learninggamesforkids.com/us-state-games/south-dakota/mount-rushmore.html">https://www.learninggamesforkids.com/us-state-games/south-dakota/mount-rushmore.html</a> - SD Learning Games for Kids</li> <li>● Explore Pebble Go <a href="https://site.pebblego.com/">https://site.pebblego.com/</a> Ask your teacher for login information</li> </ul>
<p>Who can we contact if we have questions?</p>	<p><b>Brandon Elementary</b> <b>Building Principal:</b> Mr. Horst- <a href="mailto:merle.horst@k12.sd.us">merle.horst@k12.sd.us</a> <b>Teachers:</b> Mr. Giles- <a href="mailto:Scott.Giles@k12.sd.us">Scott.Giles@k12.sd.us</a> Mr. Krivarchka- <a href="mailto:Joe.Krivarchka@k12.sd.us">Joe.Krivarchka@k12.sd.us</a> Mr. Schultz- <a href="mailto:benjamin.schultz@k12.sd.us">benjamin.schultz@k12.sd.us</a> Mr. Rogers- <a href="mailto:Marshall.Rogers@k12.sd.us">Marshall.Rogers@k12.sd.us</a> <b>Fred Assam Elementary</b> <b>Building Principal:</b> Ms. Foster- <a href="mailto:susan.foster@k12.sd.us">susan.foster@k12.sd.us</a> <b>Teachers:</b> Ms. Harte- <a href="mailto:Sarah.Harte@k12.sd.us">Sarah.Harte@k12.sd.us</a> Ms. Scholten- <a href="mailto:Tara.Scholten@k12.sd.us">Tara.Scholten@k12.sd.us</a> Mr. Steemken- <a href="mailto:Evan.Steemken@k12.sd.us">Evan.Steemken@k12.sd.us</a> Ms. Sunne- <a href="mailto:Noel.Sunne@k12.sd.us">Noel.Sunne@k12.sd.us</a> <b>Robert Bennis Elementary</b> <b>Building Principal:</b> Ms. Hofkamp- <a href="mailto:Kristin.Hofkamp@k12.sd.us">Kristin.Hofkamp@k12.sd.us</a> <b>Teachers:</b> Mr. Linneweber- <a href="mailto:Cody.Linneweber@k12.sd.us">Cody.Linneweber@k12.sd.us</a> Ms. Pudwill- <a href="mailto:Andrea.Pudwill@k12.sd.us">Andrea.Pudwill@k12.sd.us</a> Mr. Sylliaasen- <a href="mailto:Tim.Sylliaasen@k12.sd.us">Tim.Sylliaasen@k12.sd.us</a> <b>Valley Springs Elementary</b> <b>Building Principal:</b> Ms. Palmer- <a href="mailto:tanya.palmer@k12.sd.us">tanya.palmer@k12.sd.us</a> <b>Teacher:</b> Ms. Lueders- <a href="mailto:laura.lueders@k12.sd.us">laura.lueders@k12.sd.us</a></p>
<p><b>Notes:</b></p>	

***Instructional materials are posted below (if applicable)***

*Brandon Valley School District*



# Brandon Valley School District Distance Learning Plan

COUNSELOR LESSON: Attention Seeking; Disappointment; Patience; Empathy

WEEK 5

DATES: 5/3/2021-5/7/2021

What do students need to do?

## Counseling Instructional Video

### Monday (5/3): Seeking Attention

- Watch the Counseling instructional video (link can be found in the upper left corner of this document).
- **Attention Seeking**
  - Tattle
  - Interrupt
  - Anger outburst
  - Use inappropriate words
  - Act out
  - Use a loud voice
- **Positive Ways to Get Attention**
  - Raise hand (school)
  - Use manners
  - Be respectful
  - Give compliments
  - Be helpful
  - Smile
  - Start friendly conversations
- **Discuss the strategies the students use to get attention at home and at school.**
  - **Recommended Reading:** Decibella and her 6 Inch Voice – Julia Cook  
<https://www.youtube.com/watch?v=T5fpfEn4u9g>


### Tuesday (5/4): Disappointment

- **What is disappointment?**
  - Disappointment is the sadness or displeasure caused by nonfulfillment of one's hopes or expectations
- **How does one handle disappointment?**
  - Take a breath
  - Feel the feeling
  - Say, "I can handle this."
- **Identify personal events that caused students to feel disappointed, the strategy they used when the disappointment occurred and the outcome or results.**  
**Recommended Reading:** You Get What You Get - Julie Grassman and Sarah Horne  
<https://www.youtube.com/watch?v=wbzWm6F-Ls>


### Wednesday (5/5): Patience

- **What is patience?**
  - Patience is the capacity to accept or tolerate delay, trouble, or suffering without getting angry or upset.

	<ul style="list-style-type: none"> <li>○ Waiting</li> <li>○ <b>Activity - Discuss</b> <ul style="list-style-type: none"> <li>■ <i>When do you need to be patient?</i></li> <li>■ <i>Tell of a time when it was difficult for you to be patient.</i></li> <li>■ <i>What are some strategies you can use when you need to be patient?</i></li> <li>■ <i>Why is it important to have patience?</i></li> </ul> </li> <li>○ <b>Recommended Reading:</b> <u>Waiting Is Not Easy</u> - Mo Willems  <a href="https://www.youtube.com/watch?v=HTS_ohuhhPA">https://www.youtube.com/watch?v=HTS_ohuhhPA</a> </li> </ul> <p><b>Thursday (5/6): Empathy</b></p> <ul style="list-style-type: none"> <li>● <b>What is Empathy?</b> <ul style="list-style-type: none"> <li>○ Empathy is the ability to understand and share the feelings of others.</li> <li>○ Empathy is important because it helps us understand how others are feeling so we can respond appropriately to the situation.</li> <li>○ We teach empathy by explaining our emotions during significant events.</li> <li>○ <b>Recommended Reading:</b> <u>Stand in My Shoes</u> - Bob Sornson  <a href="https://www.youtube.com/watch?v=pS4p-7JVs00">https://www.youtube.com/watch?v=pS4p-7JVs00</a> </li> </ul> </li> </ul> <p><b>Friday (5/7): Weekly Review</b></p>
--	---



<p>What do students need to submit? How can students submit their work?</p>	<p>Submit the Following (Optional):</p> <ol style="list-style-type: none"> <li>1. Work submission is optional</li> </ol> <p>Submit Work Via:</p> <ol style="list-style-type: none"> <li>1. Email it to the teacher</li> <li>2. Drop off at school</li> </ol>
---	--



<p>What standards do the lessons cover?</p>	<p><b>American School Counselor Association (ASCA) Standards for Students:</b></p> <p>PS: A1.1 - develop positive attitudes toward self as a unique and worthy person</p> <p>PS: A1.2 - identify values, attitudes and beliefs</p> <p>PS: A1.5 - Identify and express feelings</p> <p>PS: A1.6 - distinguish between appropriate and inappropriate behavior</p> <p>PS: A1.8 - understand the need for self-control and how to practice it</p> <p>PS: A1.10 - identify personal strengths and assets</p> <p>PS: A2.1 - recognize that everyone has rights and responsibilities</p> <p>PS: A2. 6 - use effective communication skills</p> <p>PS: B1.2 - understand consequences of decisions and choices</p> <p>PS: B1.4 - develop effective coping skills for dealing with problems</p> <p>PS: B1.6 - know how to apply conflict resolution skills</p>
---	---

<p>What materials do students need? What extra resources can students use?</p>	<p>Required Materials: None</p> <p>Extra Resources: Please see the daily suggested book and corresponding video listed above.</p>
--	---

<p>What can students do if they finish early?</p>	<p>Typing Club Jungle Junior <a href="https://www.typingclub.com/login.html">https://www.typingclub.com/login.html</a></p>
---	--

Who can we contact if we have questions?

**Brandon Elementary**

**Building Principal:** Mr. Horst- [Merle.Horst@k12.sd.us](mailto:Merle.Horst@k12.sd.us)

**Counselor:** Mrs. Kolb- [Vickie.Kolb@k12.sd.us](mailto:Vickie.Kolb@k12.sd.us)

**Robert Bennis Elementary**

**Building Principal:** Mrs. Hofkamp- [Kristin.Hofkamp@k12.sd.us](mailto:Kristin.Hofkamp@k12.sd.us)

**Counselor:** Mrs. Osheim- [Tammy.Osheim@k12.sd.us](mailto:Tammy.Osheim@k12.sd.us)

**Fred Assam Elementary**

**Building Principal:** Ms. Foster- [Susan.Foster@k12.sd.us](mailto:Susan.Foster@k12.sd.us)

**Counselor:** Mrs. Nelson- [Angie.Nelson@k12.sd.us](mailto:Angie.Nelson@k12.sd.us)

**Valley Springs Elementary**

**Building Principal:** Mrs. Palmer- [Tanya.Palmer@k12.sd.us](mailto:Tanya.Palmer@k12.sd.us)

**Counselor:** Mrs. Palmer- [Tanya.Palmer@k12.sd.us](mailto:Tanya.Palmer@k12.sd.us)

**Notes:**

***Instructional materials are posted below (if applicable)***

*Brandon Valley School District*