

Brandon Valley School District
Distance Learning Plans
April 19-23, 2021

Grade 4




Brandon Valley School District Distance Learning Plan

LESSON/UNIT: Review / Optional Activities

SUBJECT/GRADE: Math

DATES: April 19-23



What do students need to do? Link to BV Week at a Glance instructional video.	<p style="background-color: yellow;">*4th Grade traditional teachers will plan their own activities throughout testing.</p> <p>Monday (04/19): Watch the instructional video for this week.</p> <ul style="list-style-type: none"> <input type="checkbox"/> DL Cohort State Testing <p>Tuesday (04/20):</p> <ul style="list-style-type: none"> <input type="checkbox"/> DL Cohort State Testing <p>Wednesday (04/21):</p> <ul style="list-style-type: none"> <input type="checkbox"/> In this review session, we will use our knowledge of the four operations and problem solving, as we begin the optional activity, The Bike. (4.NBT.4) (4.NBT.5) <p>Thursday (04/22):</p> <ul style="list-style-type: none"> <input type="checkbox"/> Continue working in the optional activity, The Bike. (4.NBT.4) (4.NBT.5) <p>Friday (04/23):</p> <ul style="list-style-type: none"> <input type="checkbox"/> Continue working in the optional activity, The Bike. If this activity is completed, please reference the 'Extra Resources' section below.
What do students need to submit? How can students submit their work?	Submit the Following: <ul style="list-style-type: none"> <input type="checkbox"/> 1. No Required Work Submit Work Via: <ol style="list-style-type: none"> 1. Electronically via Seesaw (preferred method, if possible) 2. Email it to the teacher 3. Drop off at school
What standards do the lessons cover?	<p style="background-color: lightgreen;">4.OA.3-- Solve multistep word problems posed with whole numbers and having whole-number answers using the four operations, including problems in which remainders must be interpreted</p>
What materials do students need? What extra resources can students use?	<p>If you do not have access to the materials you need, contact your teacher.</p> Required Materials: <ul style="list-style-type: none"> ● Handouts Extra Resources: <ul style="list-style-type: none"> ● https://www.iknowit.com/lessons/d-word-problems-choose-the-operation-four-operations-basic-multiplication-division.html - Math Word Problems - I Know It ● https://www.mathplayground.com/grade_4_games.html - Math Playground
What can students do if they finish early?	<ul style="list-style-type: none"> ● https://www.lumoslearning.com/llwp/resources/common-core-practice-tests-and-sample-questions/practice-test.html?type=Student&state=SD&school_string_1=&cur=1069&btn=start - Practice Test Questions ● https://www.factmonster.com/math/flashcards

<p>Who can we contact if we have questions?</p>	<p>Brandon Elementary Building Principal: Mr. Horst- merle.horst@k12.sd.us Teachers: Mr. Giles- Scott.Giles@k12.sd.us Mr. Krivarchka- Joe.Krivarchka@k12.sd.us Mr. Schultz- benjamin.schultz@k12.sd.us Mr. Rogers- Marshall.Rogers@k12.sd.us Fred Assam Elementary Building Principal: Ms. Foster- susan.foster@k12.sd.us Teachers: Ms. Harte- Sarah.Harte@k12.sd.us Ms. Scholten- Tara.Scholten@k12.sd.us Mr. Steemken- Evan.Steemken@k12.sd.us Ms. Sunne- Noel.Sunne@k12.sd.us Robert Bennis Elementary Building Principal: Ms. Hofkamp- Kristin.Hofkamp@k12.sd.us Teachers: Mr. Linneweber- Cody.Linneweber@k12.sd.us Ms. Pudwill- Andrea.Pudwill@k12.sd.us Mr. Sylliaasen- Tim.Sylliaasen@k12.sd.us Valley Springs Elementary Building Principal: Ms. Palmer- tanya.palmer@k12.sd.us Teacher: Ms. Lueders- laura.lueders@k12.sd.us</p>
<p>Notes:</p>	

Instructional materials are posted below (if applicable)


Brandon Valley School District

Brandon Valley School District Distance Learning Plan


LESSON/UNIT: Novel / Optional Activities

SUBJECT/GRADE: Reading/4th

DATES: April 19-23



<p>What do students need to do?</p> <p>Link to BV Week at a Glance instructional video.</p>	<p>*4th Grade traditional teachers will plan their own activities throughout testing.</p> <p>Monday (04/19): Watch the instructional video for this week.</p> <ul style="list-style-type: none"> <input type="checkbox"/> DL Cohort State Testing <p>Tuesday (04/20):</p> <ul style="list-style-type: none"> <input type="checkbox"/> DL Cohort State Testing <p>Wednesday (04/21):</p> <ul style="list-style-type: none"> <input type="checkbox"/> OPTIONAL: Throughout the weeks of testing, we will be reading a classroom novel. Please follow the pacing guide provided by your teacher. <input type="checkbox"/> DL Cohort Students - Please see the handouts for activities to go along with the classroom novel. <p>Thursday (04/22):</p> <ul style="list-style-type: none"> <input type="checkbox"/> Continue reading in your classroom novel. <input type="checkbox"/> DL Cohort Students: Continue working within the optional activities. You may submit any work you complete in Seesaw. <p>Friday (04/23):</p> <ul style="list-style-type: none"> <input type="checkbox"/> Follow the pacing guide of your classroom novel, provided by your teacher. <input type="checkbox"/> DL Cohort Students: Continue working within the optional activities. You may submit any work you complete in Seesaw.
---	---



<p>What do students need to submit?</p> <p>How can students submit their work?</p>	<p>Submit the Following:</p> <ul style="list-style-type: none"> <input type="checkbox"/> 1. No Required Work <p>Submit Work Via:</p> <ol style="list-style-type: none"> 1. Electronically via Seesaw (preferred method, if possible) 2. Email it to the teacher 3. Drop off at school
--	---



<p>What standards do the lessons cover?</p>	<p>4.RL.1 Explain what a text says explicitly and draw inferences by referring to details and examples in the text.</p> <p>4.L.2 Demonstrate command of the conventions of standard English capitalization, punctuation, and spelling when writing.</p> <p>4.L.4 Determine or clarify the meaning of unknown and multiple-meaning words and phrases based on grade 4 level content, choosing flexibly from a range of strategies.</p>
---	--

<p>What materials do students need?</p> <p>What extra resources can students use?</p>	<p>If you do not have access to the materials you need, contact your teacher.</p> <p>Required Materials:</p> <ul style="list-style-type: none"> ● Pencil ● Novel resources <p>Extra Resources:</p> <ul style="list-style-type: none"> ● https://www.youtube.com/watch?v=xHmFTnkqdz0 - Test Taking Tips ● https://www.roomrecess.com/ - Any Reading Game
<p>What can students do if they finish early?</p>	<ul style="list-style-type: none"> ● https://www.lumoslearning.com/llwp/resources/common-core-practice-tests-and-sample-questions/practice-test.html?type=Student&state=SD&school_string_1=&cur=1069&btn=start - Lumos Learning Testing Review ● https://student.freckle.com/#/login -Activities assigned by teacher ● Online books for read <ul style="list-style-type: none"> ○ https://www.funbrain.com/books ○ https://www.storylineonline.net/ ○ https://www.freechildrenstories.com/ ○ www.epic.com
<p>Who can we contact if we have questions?</p>	<p>Brandon Elementary</p> <p>Building Principal: Mr. Horst- merle.horst@k12.sd.us</p> <p>Teachers: Mr. Giles- Scott.Giles@k12.sd.us Mr. Krivarchka- Joe.Krivarchka@k12.sd.us Mr. Schultz- benjamin.schultz@k12.sd.us Mr. Rogers- Marshall.Rogers@k12.sd.us</p> <p>Fred Assam Elementary</p> <p>Building Principal: Ms. Foster- susan.foster@k12.sd.us</p> <p>Teachers: Ms. Harte- Sarah.Harte@k12.sd.us Ms. Scholten- Tara.Scholten@k12.sd.us Mr. Steemken- Evan.Steemken@k12.sd.us Ms. Sunne- Noel.Sunne@k12.sd.us</p> <p>Robert Bennis Elementary</p> <p>Building Principal: Ms. Hofkamp- Kristin.Hofkamp@k12.sd.us</p> <p>Teachers: Mr. Linneweber- Cody.Linneweber@k12.sd.us Ms. Pudwill- Andrea.Pudwill@k12.sd.us Mr. Sylliaasen- Tim.Sylliaasen@k12.sd.us</p> <p>Valley Springs Elementary</p> <p>Building Principal: Ms. Palmer- tanya.palmer@k12.sd.us</p> <p>Teacher: Ms. Lueders- laura.lueders@k12.sd.us</p>
<p>Notes:</p>	

Brandon Valley School District Distance Learning Plan

LESSON/UNIT: Review/Optional Activities

SUBJECT/GRADE: Science/Social SS - 4th

DATES: April 19-23



<p>What do students need to do?</p> <p>Link to BV Week at a Glance instructional video.</p>	<p>*4th Grade traditional teachers will plan their own activities throughout testing.</p> <p>Monday (04/19):</p> <ul style="list-style-type: none"> <input type="checkbox"/> DL Cohort State Testing <p>Tuesday (04/20):</p> <ul style="list-style-type: none"> <input type="checkbox"/> DL Cohort State Testing <p>Wednesday (04/21):</p> <ul style="list-style-type: none"> <input type="checkbox"/> In today's optional activity, Hoop Glider, you will be challenged to build a glider that will travel as far as possible. (3-5-ETS1-1) (3-5-ETS1-2) (3-5-ETS1-3) <input type="checkbox"/> Watch Hoop Glider: shorturl.at/hjxyU <input type="checkbox"/> Complete the optional activity, Hoop Glider. <p>Thursday (04/22):</p> <ul style="list-style-type: none"> <input type="checkbox"/> In today's optional activity, Extra! Extra!, you will choose an article about a major war in United States' history, and write your own newspaper article. (4.H.5.2) <p>Friday (04/23):</p> <ul style="list-style-type: none"> <input type="checkbox"/> No Assignment
---	---



<p>What do students need to submit?</p> <p>How can students submit their work?</p>	<p>Submit the Following:</p> <ul style="list-style-type: none"> <input type="checkbox"/> No required work <p>Submit Work Via:</p> <ol style="list-style-type: none"> 1. Electronically via Seesaw (preferred method, if possible) 2. Email it to the teacher 3. Drop off at school
--	--



<p>What standards do the lessons cover?</p>	<p>3-5-ETS1-1. Define a simple design problem reflecting a need or a want that includes specified criteria for success and constraints on materials, time, or cost.</p> <p>3-5-ETS1-2. Generate and compare multiple possible solutions to a problem based on how well each is likely to meet the criteria and constraints of the problem.</p> <p>3-5-ETS1-3. Plan and carry out fair tests in which variables are controlled and failure points are considered to identify aspects of a model or prototype that can be improved</p> <p>4.H.5.2 Use evidence to develop a claim about the past.</p>
---	---

<p>What materials do students need? What extra resources can students use?</p>	<p>If you do not have access to the required materials, contact your teacher. Required Materials: <ul style="list-style-type: none"> • Optional activity handouts Extra Resources: <ul style="list-style-type: none"> • https://www.youtube.com/watch?v=ad62qxfrmIQ - Hoop Glider STEM instructions • https://www.youtube.com/watch?v=-uaMjhp12M - History for Kids </p>
<p>What can students do if they finish early?</p>	<ul style="list-style-type: none"> • https://www.funology.com/ - Science Games (STEM) • Explore Pebble Go https://site.pebblego.com/ Ask your teacher for login information
<p>Who can we contact if we have questions?</p>	<p>Brandon Elementary Building Principal: Mr. Horst- merle.horst@k12.sd.us Teachers: Mr. Giles- Scott.Giles@k12.sd.us Mr. Krivarchka- Joe.Krivarchka@k12.sd.us Mr. Schultz- benjamin.schultz@k12.sd.us Mr. Rogers- Marshall.Rogers@k12.sd.us Fred Assam Elementary Building Principal: Ms. Foster- susan.foster@k12.sd.us Teachers: Ms. Harte- Sarah.Harte@k12.sd.us Ms. Scholten- Tara.Scholten@k12.sd.us Mr. Steemken- Evan.Steemken@k12.sd.us Ms. Sunne- Noel.Sunne@k12.sd.us Robert Bennis Elementary Building Principal: Ms. Hofkamp- Kristin.Hofkamp@k12.sd.us Teachers: Mr. Linneweber- Cody.Linneweber@k12.sd.us Ms. Pudwill- Andrea.Pudwill@k12.sd.us Mr. Sylliaasen- Tim.Sylliaasen@k12.sd.us Valley Springs Elementary Building Principal: Ms. Palmer- tanya.palmer@k12.sd.us Teacher: Ms. Lueders- laura.lueders@k12.sd.us</p>
<p>Notes:</p>	

Instructional materials are posted below (if applicable)

Brandon Valley School District

Brandon Valley School District Distance Learning Plan

COUNSELOR LESSON: Honesty; Friendship; Personal Space; Kelso's Choices

WEEK 3

DATES: 4/19/2021-4/23/2021

What do students need to do?

[Link to BV Counseling instructional video](#)

Monday (4/19): Honesty

- Watch the Counseling instructional video (link can be found in the upper left corner of this document).
- Telling the Truth is telling the real fact about something
- Why is truth telling important?
 - It builds trust and cooperation.
 - It is a measure of respect.
 - You develop a deeper connection with people.
 - You feel more confident.
 - You feel better about yourself.
- Lying is making statements that are untrue.
- How does lying affect us?
 - It takes energy to lie.
 - It triggers the stress hormones.
 - It destroys trust.
 - You live in fear of being found out.
 - It destroys relationships.
 - It can become a habit.
- Why do people lie?
 - They want to avoid consequences.
 - They do not want to disappoint someone.
 - They want to get people to do something or not do something.
- Different forms of lie:
 - Telling a falsehood
 - Lies of omission
 - Fact stacking
- Book recommendation:
The Boy Who Cried Wolf - Laura Rankin
<https://www.youtube.com/watch?v=bUGmiGx9gPM>

Tuesday (4/20): Friendship

- What qualities do we look for in a friend?
- Why do we want friends?
- Friendship skills: Introducing ourselves, Starting and Ending a conversation, Inviting/Join a game, and Taking Turns
- Book recommendation: Old Friends, New Friends - Andrew Daddo
<https://www.youtube.com/watch?v=AJBp0CEgoHE>

Wednesday (4/21): Personal Space

- Personal space is the distance from another person at which one feels comfortable.
- Personal space is sometimes called our "bubble."

	<ul style="list-style-type: none"> • Book recommendation: <u>Harrison P. Spader Personal Space Invader</u> - Christianne Jones https://www.youtube.com/watch?v=huOXRzZAn0A <p>Thursday (4/22): Kelso’s Choices: Conflict Resolution</p> <ul style="list-style-type: none"> • The Zax and Kelso’s Choices <ul style="list-style-type: none"> ○ Go to another game ○ Talk it out ○ Share and take turns ○ Ignore it ○ Walk away ○ Tell them to stop ○ Apologize ○ Make a deal ○ Wait and cool off • Book Recommendation: <u>Talk and Work It Out</u> – Cheri J. Meiners https://www.youtube.com/watch?v=ObbiOE1RMHO <p>Friday (4/23): Weekly Review</p>
<p>What do students need to submit? How can students submit their work?</p>	<p>Submit the Following:</p> <ul style="list-style-type: none"> <input type="checkbox"/> 1. Work submission is optional. <p>Submit Work Via:</p> <ol style="list-style-type: none"> 1. Email it to the teacher 2. Drop off at school
<p>What standards do the lessons cover?</p>	<p>American School Counseling Association (ASCA) Standards for Students: A:A3 - Demonstrate dependability, productivity, and initiative PS:A2 - Know that communication involves speaking, listening, and nonverbal behavior PS:C1 - Demonstrate the ability to set boundaries and personal privacy PS:A2 - Use effective communication skills and cooperative behavior in groups</p>
<p>What materials do students need? What extra resources can students use?</p>	<p>If you do not have access to the materials you need, please contact us. Required Materials: None Extra Resources: Please see the daily suggested book and corresponding video listed above.</p>
<p>What can students do if they finish early?</p>	<ul style="list-style-type: none"> • Typing Club Jungle Junior https://www.typingclub.com/login.html
<p>Who can we contact if we have questions?</p>	<p>Brandon Elementary Building Principal: Mr. Horst- Merle.Horst@k12.sd.us Counselor: Mrs. Kolb- Vickie.Kolb@k12.sd.us Robert Bennis Elementary Building Principal: Mrs. Hofkamp- Kristin.Hofkamp@k12.sd.us Counselor: Mrs. Osheim- Tammy.Osheim@k12.sd.us Fred Assam Elementary Building Principal: Ms. Foster- Susan.Foster@k12.sd.us Counselor: Mrs. Nelson- Angie.Nelson@k12.sd.us Valley Springs Elementary Building Principal: Mrs. Palmer- Tanya.Palmer@k12.sd.us Counselor: Mrs. Palmer- Tanya.Palmer@k12.sd.us</p>

Notes:

Instructional materials are posted below (if applicable)

Brandon Valley School District