

Brandon Valley School District  
Distance Learning Plans  
April 12-16, 2021

Grade 4



## Brandon Valley School District Distance Learning Plan

LESSON/UNIT: Review / Optional Activities

SUBJECT/GRADE: Math

DATES: April 12-16



What do students need to do?  <a href="#">Link to BV Week at a Glance instructional video.</a>	<p><b>*4th Grade traditional teachers will plan their own activities throughout testing.</b></p> <p><b>Monday (04/12):</b> Watch the instructional video for this week.</p> <ul style="list-style-type: none"> <li><input type="checkbox"/> DL State Testing</li> </ul> <p><b>Tuesday (04/13):</b></p> <ul style="list-style-type: none"> <li><input type="checkbox"/> DL State Testing</li> </ul> <p><b>Wednesday (04/14):</b></p> <ul style="list-style-type: none"> <li><input type="checkbox"/> In this review session, we will <b>use our knowledge of the four operations, problem solving, and graphing</b>, as we begin the optional activity, The Lemonade Stand. (4.NBT.4) (4.NBT.5)</li> </ul> <p><b>Thursday (04/15):</b></p> <ul style="list-style-type: none"> <li><input type="checkbox"/> Continue working in the optional activity, The Lemonade Stand. (4.NBT.4) (4.NBT.5)</li> </ul> <p><b>Friday (04/16):</b></p> <ul style="list-style-type: none"> <li><input type="checkbox"/> Continue working in the optional activity, The Lemonade Stand. If this activity is completed, please reference the 'Extra Resources' section below.</li> </ul>
What do students need to submit? How can students submit their work?	Submit the Following: <ul style="list-style-type: none"> <li><input type="checkbox"/> 1. No Required Work</li> </ul> Submit Work Via: <ol style="list-style-type: none"> <li>1. Electronically via <a href="#">Seesaw</a> (preferred method, if possible)</li> <li>2. Email it to the teacher</li> <li>3. Drop off at school</li> </ol>
What standards do the lessons cover?	<p><b>4.NBT.4</b> - Fluently add and subtract multi-digit whole numbers using an algorithm</p> <p><b>4.NBT.5</b> - Multiply a whole number of up to four digits by a one-digit whole number, and multiply two two-digit numbers, using strategies based on place value and the properties of operations.</p>
What materials do students need? What extra resources can students use?	<p><b>If you do not have access to the materials you need, contact your teacher.</b></p> Required Materials: <ul style="list-style-type: none"> <li>● Handouts</li> </ul> Extra Resources: <ul style="list-style-type: none"> <li>● <a href="https://www.coolmathgames.com/0-lemonade-stand">https://www.coolmathgames.com/0-lemonade-stand</a> - Lemonade Stand (Cool Math Games)</li> <li>● <a href="https://www.hoodamath.com/games/lemonadestand.html">https://www.hoodamath.com/games/lemonadestand.html</a> - Hooda Lemonade Stand</li> </ul>
What can students do if they finish early?	<ul style="list-style-type: none"> <li>● <a href="https://www.lumoslearning.com/llwp/resources/common-core-practice-tests-and-sample-questions/practice-test.html?type=Student&amp;state=SD&amp;school_string_1=&amp;cur=1069&amp;btn=start">https://www.lumoslearning.com/llwp/resources/common-core-practice-tests-and-sample-questions/practice-test.html?type=Student&amp;state=SD&amp;school_string_1=&amp;cur=1069&amp;btn=start</a> - Practice Test Questions</li> <li>● <a href="https://www.factmonster.com/math/flashcards">https://www.factmonster.com/math/flashcards</a></li> </ul>

<p>Who can we contact if we have questions?</p>	<p><b>Brandon Elementary</b>  <b>Building Principal:</b>  Mr. Horst- <a href="mailto:merle.horst@k12.sd.us">merle.horst@k12.sd.us</a>  <b>Teachers:</b>  Mr. Giles- <a href="mailto:Scott.Giles@k12.sd.us">Scott.Giles@k12.sd.us</a>  Mr. Krivarchka- <a href="mailto:Joe.Krivarchka@k12.sd.us">Joe.Krivarchka@k12.sd.us</a>  Mr. Schultz- <a href="mailto:benjamin.schultz@k12.sd.us">benjamin.schultz@k12.sd.us</a>  Mr. Rogers- <a href="mailto:Marshall.Rogers@k12.sd.us">Marshall.Rogers@k12.sd.us</a>  <b>Fred Assam Elementary</b>  <b>Building Principal:</b>  Ms. Foster- <a href="mailto:susan.foster@k12.sd.us">susan.foster@k12.sd.us</a>  <b>Teachers:</b>  Ms. Harte- <a href="mailto:Sarah.Harte@k12.sd.us">Sarah.Harte@k12.sd.us</a>  Ms. Scholten- <a href="mailto:Tara.Scholten@k12.sd.us">Tara.Scholten@k12.sd.us</a>  Mr. Steemken- <a href="mailto:Evan.Steemken@k12.sd.us">Evan.Steemken@k12.sd.us</a>  Ms. Sunne- <a href="mailto:Noel.Sunne@k12.sd.us">Noel.Sunne@k12.sd.us</a>  <b>Robert Bennis Elementary</b>  <b>Building Principal:</b>  Ms. Hofkamp- <a href="mailto:Kristin.Hofkamp@k12.sd.us">Kristin.Hofkamp@k12.sd.us</a>  <b>Teachers:</b>  Mr. Linneweber- <a href="mailto:Cody.Linneweber@k12.sd.us">Cody.Linneweber@k12.sd.us</a>  Ms. Pudwill- <a href="mailto:Andrea.Pudwill@k12.sd.us">Andrea.Pudwill@k12.sd.us</a>  Mr. Sylliaasen- <a href="mailto:Tim.Sylliaasen@k12.sd.us">Tim.Sylliaasen@k12.sd.us</a>  <b>Valley Springs Elementary</b>  <b>Building Principal:</b>  Ms. Palmer- <a href="mailto:tanya.palmer@k12.sd.us">tanya.palmer@k12.sd.us</a>  <b>Teacher:</b>  Ms. Lueders- <a href="mailto:laura.lueders@k12.sd.us">laura.lueders@k12.sd.us</a></p>
<p><b>Notes:</b></p>	

***Instructional materials are posted below (if applicable)***

*Brandon Valley School District*

# Brandon Valley School District Distance Learning Plan


LESSON/UNIT: Novel / Optional Activities

SUBJECT/GRADE: Reading/4th

DATES: April 12-16



<p>What do students need to do?</p> <p><a href="#">Link to BV Week at a Glance instructional video.</a></p>	<p><b>*4th Grade traditional teachers will plan their own activities throughout testing.</b></p> <p><b>Monday (04/12):</b> Watch the instructional video for this week.</p> <ul style="list-style-type: none"> <li><input type="checkbox"/> DL State Testing</li> </ul> <p><b>Tuesday (04/13):</b></p> <ul style="list-style-type: none"> <li><input type="checkbox"/> DL State Testing</li> </ul> <p><b>Wednesday (04/14):</b></p> <ul style="list-style-type: none"> <li><input type="checkbox"/> OPTIONAL: Throughout the weeks of testing, we will be reading a classroom novel. Please follow the pacing guide provided by your teacher.</li> <li><input type="checkbox"/> DL students - Please see the handouts for activities to go along with the classroom novel.</li> </ul> <p><b>Thursday (04/15):</b></p> <ul style="list-style-type: none"> <li><input type="checkbox"/> Continue reading in your classroom novel.</li> <li><input type="checkbox"/> DL students: Continue working within the optional activities. You may submit any work you complete in Seesaw.</li> </ul> <p><b>Friday (04/16):</b></p> <ul style="list-style-type: none"> <li><input type="checkbox"/> Follow the pacing guide of your classroom novel, provided by your teacher.</li> <li><input type="checkbox"/> DL students: Continue working within the optional activities. You may submit any work you complete in Seesaw.</li> </ul>
---	--



<p>What do students need to submit?</p> <p>How can students submit their work?</p>	<p>Submit the Following:</p> <ul style="list-style-type: none"> <li><input type="checkbox"/> 1. No Required Work</li> </ul> <p>Submit Work Via:</p> <ol style="list-style-type: none"> <li>1. Electronically via <a href="#">Seesaw</a> (preferred method, if possible)</li> <li>2. Email it to the teacher</li> <li>3. Drop off at school</li> </ol>
--	---



<p>What standards do the lessons cover?</p>	<p><b>4.RL.1</b> Explain what a text says explicitly and draw inferences by referring to details and examples in the text.</p> <p><b>4.L.2</b> Demonstrate command of the conventions of standard English capitalization, punctuation, and spelling when writing.</p> <p><b>4.L.4</b> Determine or clarify the meaning of unknown and multiple-meaning words and phrases based on grade 4 level content, choosing flexibly from a range of strategies.</p>
---	--

<p>What materials do students need?</p> <p>What extra resources can students use?</p>	<p><b>If you do not have access to the materials you need, contact your teacher.</b></p> <p>Required Materials:</p> <ul style="list-style-type: none"> <li>● Pencil</li> <li>● Novel resources</li> </ul> <p>Extra Resources:</p> <ul style="list-style-type: none"> <li>● <a href="https://www.youtube.com/watch?v=xHmFTnkqdz0">https://www.youtube.com/watch?v=xHmFTnkqdz0</a> - Test Taking Tips</li> <li>● <a href="https://www.roomrecess.com/">https://www.roomrecess.com/</a> - Any Reading Game</li> </ul>
<p>What can students do if they finish early?</p>	<ul style="list-style-type: none"> <li>● <a href="https://www.lumoslearning.com/llwp/resources/common-core-practice-tests-and-sample-questions/practice-test.html?type=Student&amp;state=SD&amp;school_string_1=&amp;cur=1069&amp;btn=start">https://www.lumoslearning.com/llwp/resources/common-core-practice-tests-and-sample-questions/practice-test.html?type=Student&amp;state=SD&amp;school_string_1=&amp;cur=1069&amp;btn=start</a> - Lumos Learning Testing Review</li> <li>● <a href="https://student.freckle.com/#/login">https://student.freckle.com/#/login</a> -Activities assigned by teacher</li> <li>● Online books for read <ul style="list-style-type: none"> <li>○ <a href="https://www.funbrain.com/books">https://www.funbrain.com/books</a></li> <li>○ <a href="https://www.storylineonline.net/">https://www.storylineonline.net/</a></li> <li>○ <a href="https://www.freechildrenstories.com/">https://www.freechildrenstories.com/</a></li> <li>○ <a href="http://www.epic.com">www.epic.com</a></li> </ul> </li> </ul>
<p>Who can we contact if we have questions?</p>	<p><b>Brandon Elementary</b></p> <p><b>Building Principal:</b> Mr. Horst- <a href="mailto:merle.horst@k12.sd.us">merle.horst@k12.sd.us</a></p> <p><b>Teachers:</b> Mr. Giles- <a href="mailto:Scott.Giles@k12.sd.us">Scott.Giles@k12.sd.us</a> Mr. Krivarchka- <a href="mailto:Joe.Krivarchka@k12.sd.us">Joe.Krivarchka@k12.sd.us</a> Mr. Schultz- <a href="mailto:benjamin.schultz@k12.sd.us">benjamin.schultz@k12.sd.us</a> Mr. Rogers- <a href="mailto:Marshall.Rogers@k12.sd.us">Marshall.Rogers@k12.sd.us</a></p> <p><b>Fred Assam Elementary</b></p> <p><b>Building Principal:</b> Ms. Foster- <a href="mailto:susan.foster@k12.sd.us">susan.foster@k12.sd.us</a></p> <p><b>Teachers:</b> Ms. Harte- <a href="mailto:Sarah.Harte@k12.sd.us">Sarah.Harte@k12.sd.us</a> Ms. Scholten- <a href="mailto:Tara.Scholten@k12.sd.us">Tara.Scholten@k12.sd.us</a> Mr. Steemken- <a href="mailto:Evan.Steemken@k12.sd.us">Evan.Steemken@k12.sd.us</a> Ms. Sunne- <a href="mailto:Noel.Sunne@k12.sd.us">Noel.Sunne@k12.sd.us</a></p> <p><b>Robert Bennis Elementary</b></p> <p><b>Building Principal:</b> Ms. Hofkamp- <a href="mailto:Kristin.Hofkamp@k12.sd.us">Kristin.Hofkamp@k12.sd.us</a></p> <p><b>Teachers:</b> Mr. Linneweber- <a href="mailto:Cody.Linneweber@k12.sd.us">Cody.Linneweber@k12.sd.us</a> Ms. Pudwill- <a href="mailto:Andrea.Pudwill@k12.sd.us">Andrea.Pudwill@k12.sd.us</a> Mr. Sylliaasen- <a href="mailto:Tim.Sylliaasen@k12.sd.us">Tim.Sylliaasen@k12.sd.us</a></p> <p><b>Valley Springs Elementary</b></p> <p><b>Building Principal:</b> Ms. Palmer- <a href="mailto:tanya.palmer@k12.sd.us">tanya.palmer@k12.sd.us</a></p> <p><b>Teacher:</b> Ms. Lueders- <a href="mailto:laura.lueders@k12.sd.us">laura.lueders@k12.sd.us</a></p>
<p><b>Notes:</b></p>	

# Brandon Valley School District Distance Learning Plan

LESSON/UNIT: Review/Optional Activities

SUBJECT/GRADE: Science/Social SS - 4th

DATES: April 12-16



<p>What do students need to do?</p> <p><a href="#">Link to BV Week at a Glance instructional video.</a></p>	<p><b>*4th Grade traditional teachers will plan their own activities throughout testing.</b></p> <p><b>Monday (04/12):</b></p> <ul style="list-style-type: none"> <li><input type="checkbox"/> DL State Testing</li> </ul> <p><b>Tuesday (04/13):</b></p> <ul style="list-style-type: none"> <li><input type="checkbox"/> DL State Testing</li> </ul> <p><b>Wednesday (04/14):</b></p> <ul style="list-style-type: none"> <li><input type="checkbox"/> In today's optional activity, Lego Man Shadow, we will review the concept of light and explore its relationship with shadows using a 12-hour clock. (4-PS4-2)</li> <li><input type="checkbox"/> Complete the optional activity, Lego Man Shadow.</li> </ul> <p><b>Thursday (04/15):</b></p> <ul style="list-style-type: none"> <li><input type="checkbox"/> In today's optional activity, Features of Maps, we will understand the tools and features of maps.</li> <li><input type="checkbox"/> Watch <a href="http://shorturl.at/cgowR">Latitude and Longitude</a> shorturl.at/cgowR</li> <li><input type="checkbox"/> Complete the optional activity, Features of Maps. (5.G.1.2)</li> </ul> <p><b>Friday (04/16):</b></p> <ul style="list-style-type: none"> <li><input type="checkbox"/> No Assignment</li> </ul>
<p>What do students need to submit?</p> <p>How can students submit their work?</p>	<p>Submit the Following:</p> <ul style="list-style-type: none"> <li><input type="checkbox"/> No required work</li> </ul> <p>Submit Work Via:</p> <ol style="list-style-type: none"> <li>1. Electronically via <a href="#">Seesaw</a> (preferred method, if possible)</li> <li>2. Email it to the teacher</li> <li>3. Drop off at school</li> </ol>
<p>What standards do the lessons cover?</p>	<p><b>4-PS4-2</b> - Develop a model to describe how light reflecting from objects and entering the eye allows objects to be seen</p> <p>5.G.1.2 Investigate maps of different types and scales.</p>

<p>What materials do students need? What extra resources can students use?</p>	<p><b>If you do not have access to the required materials, contact your teacher.</b></p> <p>Required Materials:</p> <ul style="list-style-type: none"> <li>• Optional activity handouts</li> </ul> <p>Extra Resources:</p> <ul style="list-style-type: none"> <li>• <a href="https://www.youtube.com/watch?v=YuUJCNzfoBw">https://www.youtube.com/watch?v=YuUJCNzfoBw</a> - Light and Shadows</li> <li>• <a href="https://www.youtube.com/watch?v=dp8VOG8Cgag">https://www.youtube.com/watch?v=dp8VOG8Cgag</a> - Learn About Maps</li> </ul>
<p>What can students do if they finish early?</p>	<ul style="list-style-type: none"> <li>• <a href="https://www.sciencekids.co.nz/gamesactivities/lightshadows.html">https://www.sciencekids.co.nz/gamesactivities/lightshadows.html</a> - Games for Kids - Sun, Lights, and Shadows</li> <li>• <a href="http://interactivesites.weebly.com/maps--direction.html">http://interactivesites.weebly.com/maps--direction.html</a> - Interactive Map Games</li> <li>• Explore Pebble Go <a href="https://site.pebblego.com/">https://site.pebblego.com/</a> Ask your teacher for login information</li> </ul>
<p>Who can we contact if we have questions?</p>	<p><b>Brandon Elementary</b> <b>Building Principal:</b> Mr. Horst- <a href="mailto:merle.horst@k12.sd.us">merle.horst@k12.sd.us</a> <b>Teachers:</b> Mr. Giles- <a href="mailto:Scott.Giles@k12.sd.us">Scott.Giles@k12.sd.us</a> Mr. Krivarchka- <a href="mailto:Joe.Krivarchka@k12.sd.us">Joe.Krivarchka@k12.sd.us</a> Mr. Schultz- <a href="mailto:benjamin.schultz@k12.sd.us">benjamin.schultz@k12.sd.us</a> Mr. Rogers- <a href="mailto:Marshall.Rogers@k12.sd.us">Marshall.Rogers@k12.sd.us</a></p> <p><b>Fred Assam Elementary</b> <b>Building Principal:</b> Ms. Foster- <a href="mailto:susan.foster@k12.sd.us">susan.foster@k12.sd.us</a> <b>Teachers:</b> Ms. Harte- <a href="mailto:Sarah.Harte@k12.sd.us">Sarah.Harte@k12.sd.us</a> Ms. Scholten- <a href="mailto:Tara.Scholten@k12.sd.us">Tara.Scholten@k12.sd.us</a> Mr. Steemken- <a href="mailto:Evan.Steemken@k12.sd.us">Evan.Steemken@k12.sd.us</a> Ms. Sunne- <a href="mailto:Noel.Sunne@k12.sd.us">Noel.Sunne@k12.sd.us</a></p> <p><b>Robert Bennis Elementary</b> <b>Building Principal:</b> Ms. Hofkamp- <a href="mailto:Kristin.Hofkamp@k12.sd.us">Kristin.Hofkamp@k12.sd.us</a> <b>Teachers:</b> Mr. Linneweber- <a href="mailto:Cody.Linneweber@k12.sd.us">Cody.Linneweber@k12.sd.us</a> Ms. Pudwill- <a href="mailto:Andrea.Pudwill@k12.sd.us">Andrea.Pudwill@k12.sd.us</a> Mr. Sylliaasen- <a href="mailto:Tim.Sylliaasen@k12.sd.us">Tim.Sylliaasen@k12.sd.us</a></p> <p><b>Valley Springs Elementary</b> <b>Building Principal:</b> Ms. Palmer- <a href="mailto:tanya.palmer@k12.sd.us">tanya.palmer@k12.sd.us</a> <b>Teacher:</b> Ms. Lueders- <a href="mailto:laura.lueders@k12.sd.us">laura.lueders@k12.sd.us</a></p>
<p><b>Notes:</b></p>	

***Instructional materials are posted below (if applicable)***

*Brandon Valley School District*

# Brandon Valley School District Distance Learning Plan

COUNSELOR LESSON: Growth Mindset; Safety; Manners; Assertiveness

WEEK 2

DATES: 4/12/2021-4/16/2021

What do students need to do?

[Link to BV Counseling instructional video](#)

## Monday (4/12): Growth Mindset

Watch the Counseling instructional video (link can be found in the upper left corner of this document).

- Definition of Growth Mindset for Students: **Growth Mindset** is the idea that, with effort, it's possible to increase intelligence levels, talents, and abilities.
- Definition of Fixed Mindset for Students: **Fixed Mindset** is the belief that intelligence and talents are static, leading **students** to believe that their potential for success is based on whether they currently possess the required abilities.
- Definition of Mindset:
  - A way of thinking
  - A collection of thoughts and beliefs that shape your thought habit. Thought habits affect how you think, what you feel, and what you do.
  - Mindset impacts how you make sense of the world and how you make sense of yourself.
  - Positive and Negative Mindsets
    - Positive we look at things in a helpful manner
    - Negative we look at things/happenings in a discouraging manner
- How to develop a positive mindset
  - View failure as an opportunity to learn
  - Value the process over the end result
  - When offered criticism view it as feedback
  - Be your own cheerleader
  - Use the word "yet"
- If your mindset gets negative, challenge your thinking.
  - Is it true?
  - Can you absolutely know it is true?
  - How do you react - what happens- when you believe that thought?
  - Who would you be without that thought?
  - Turn the thought around. Is the opposite as true or truer than the original thought?
  - Find examples of how your turnaround thought is truer than your original thought.
- Example: Thought: I don't have any friends.
  - Is it true? Yes
  - Can you absolutely know it is true? No
  - How do you react when you think that thought? I am sad. I walk around the playground alone. I don't talk to my classmates
  - Who would you be without that thought? Happy, excited. I would feel included. I would be playing with classmates on the playground.



- Turn around - I have several friends
- Examples - Joey/Mary ask me to sit with them at lunch. Sally/Bob asked me to be their partner in gym class. George/Kathy invited me to a sleepover.
- Mindset videos
  - Sesame Street Do Growth Mindset - [https://www.youtube.com/watch?v=SnrHZ\\_uvtxk](https://www.youtube.com/watch?v=SnrHZ_uvtxk)
  - Growth Mindset - <https://www.youtube.com/watch?v=rUJkbWNnNy4>
  - Sesame Street: Janelle Monae - The Power of Yet - <https://www.youtube.com/watch?v=XLeUvZvuvAs>
- Book Recommendation:
  - Bubble Gum Brain - Julia Cook <https://www.youtube.com/watch?v=SDIK-bO6wNE>

#### **Tuesday (4/13): Safety**

- Safe Touch/Unsafe Touch
  - Private Parts - The part of your body that is covered by a bathing suit (front and back).
- What if someone touches you in a way you do not like?
  - tickles
  - hugs too hard
  - kisses
  - rubs head
  - Protect Yourself Rules - Safe Touch / Unsafe Touch video
    - <https://www.youtube.com/watch?v=zNTUMNKSNwk>
- What to do if someone touches you and you feel uncomfortable
  - Say “no”
  - Run away
  - Tell someone
  - Keep telling until someone believes you.


#### **Wednesday (4/14): Manners**

- Please/thank you
- May I?
- Excuse Me
- Greetings - Hello and Goodbye
- Politely ask to pass an item
- Wait your turn to speak
- Holding the door open
- Asking to help carry items
- Book recommendation: Emily’s Everyday Manners - Peggy Post & Cindy Post Senning <https://www.youtube.com/watch?v=9h8zaVaZXQE>


#### **Thursday (4/15): Assertiveness**

- Definition - Being assertive means being direct about what you need, want, feel, or believe in a way that is respectful of the views of others.
- Characteristics of an assertive person
  - You can give an opinion or say how you feel.
  - You can ask for what you want or need.
  - You can disagree respectfully.
  - You can offer your ideas and suggestions.

	<ul style="list-style-type: none"> <li><input type="checkbox"/> You can say no without feeling guilty.</li> <li><input type="checkbox"/> You can speak up for someone else.</li> <li>● Assertive Body Language <ul style="list-style-type: none"> <li><input type="checkbox"/> Walk steadily and hold your back straight and your head up. Try to speak slowly, audibly, and calmly.</li> <li><input type="checkbox"/> Make direct eye contact</li> <li><input type="checkbox"/> Have a posture that is still and relaxed, upright, with straight shoulders.</li> <li><input type="checkbox"/> Have a smiling mouth when it is appropriate.</li> <li><input type="checkbox"/> Have a firm and warm voice.</li> <li><input type="checkbox"/> Respect personal space</li> </ul> </li> <li>● Book recommendation: <a href="https://www.youtube.com/watch?v=cFEwrd-TqYc">https://www.youtube.com/watch?v=cFEwrd-TqYc</a></li> </ul> <p><b>Friday (4/16): Weekly Review</b></p>
--	--



<p>What do students need to submit? How can students submit their work?</p>	<p>Submit the Following (Optional):</p> <ol style="list-style-type: none"> <li>1. Work submission is optional.</li> </ol> <p>Submit Work Via:</p> <ol style="list-style-type: none"> <li>1. Email it to the teacher</li> <li>2. Drop off at school</li> </ol>
---	---



<p>What standards do the lessons cover?</p>	<p><b>American School Counseling Association (ASCA) Standards for Students:</b></p> <p>A3 - Take responsibility for their actions</p> <p>PS:A1 - Understand the need for self-control and how to practice it Identify personal strengths and assets Identify and discuss changing personal and social worlds</p> <p>PS:B1 - Use decision-making and problem-solving models</p>
---	--

<p>What materials do students need? What extra resources can students use?</p>	<p><b>If you do not have access to the materials you need, please contact us.</b></p> <p>Required Materials: None</p> <p>Extra Resources: Please see the daily suggested book and corresponding video listed above.</p>
--	---

<p>What can students do if they finish early?</p>	<p>Typing Club Jungle Junior <a href="https://www.typingclub.com/login.html">https://www.typingclub.com/login.html</a></p>
---	--

<p>Who can we contact if we have questions?</p>	<p><b>Brandon Elementary</b>  <b>Building Principal:</b> Mr. Horst- <a href="mailto:Merle.Horst@k12.sd.us">Merle.Horst@k12.sd.us</a>  <b>Counselor:</b> Mrs. Kolb- <a href="mailto:Vickie.Kolb@k12.sd.us">Vickie.Kolb@k12.sd.us</a></p> <p><b>Robert Bennis Elementary</b>  <b>Building Principal:</b> Mrs. Hofkamp- <a href="mailto:Kristin.Hofkamp@k12.sd.us">Kristin.Hofkamp@k12.sd.us</a>  <b>Counselor:</b> Mrs. Osheim- <a href="mailto:Tammy.Osheim@k12.sd.us">Tammy.Osheim@k12.sd.us</a></p> <p><b>Fred Assam Elementary</b>  <b>Building Principal:</b> Ms. Foster- <a href="mailto:Susan.Foster@k12.sd.us">Susan.Foster@k12.sd.us</a>  <b>Counselor:</b> Mrs. Nelson- <a href="mailto:Angie.Nelson@k12.sd.us">Angie.Nelson@k12.sd.us</a></p> <p><b>Valley Springs Elementary</b>  <b>Building Principal:</b> Mrs. Palmer- <a href="mailto:Tanya.Palmer@k12.sd.us">Tanya.Palmer@k12.sd.us</a>  <b>Counselor:</b> Mrs. Palmer- <a href="mailto:Tanya.Palmer@k12.sd.us">Tanya.Palmer@k12.sd.us</a></p>
---	---

<p><b>Notes:</b></p>	
----------------------	--

---

***Instructional materials are posted below (if applicable)***

*Brandon Valley School District*