

Brandon Valley School District
Distance Learning Plans
April 12-16, 2021

Grade 3



Brandon Valley School District Distance Learning Plan

LESSON/UNIT: State Testing

SUBJECT/GRADE: 3rd Math


DATES: April 12th - 16th



<p>What do students need to do?</p> <p>Link to BV Week at a Glance Instructional Video</p>	<p>Temporary Distance Learners: Classroom teachers may provide alternative assignments and schedules for this week. Please contact your teacher if you have any questions.</p> <p>Monday (4/12): State Testing</p> <ul style="list-style-type: none"> <input type="checkbox"/> Watch BV Week at a Glance Instructional Video. <input type="checkbox"/> DL Cohort: Group A (Last names A-L) will come in for testing from 8:15 am - 11:30 am at Brandon Valley Intermediate School (BVIS). <p>Tuesday (4/13): State Testing</p> <ul style="list-style-type: none"> <input type="checkbox"/> DL Cohort: Group A (Last names A-L) will come in for testing from 8:15 am - 11:30 am at BVIS. <p>Wednesday (4/14): State Testing</p> <ul style="list-style-type: none"> <input type="checkbox"/> DL Cohort: Group B (Last names M-Z) will come in for testing from 8:15 am - 11:30 am at BVIS. <p>Thursday (4/15): State Testing</p> <ul style="list-style-type: none"> <input type="checkbox"/> DL Cohort: Group B (Last names M-Z) will come in for testing from 8:15 am - 11:30 am at BVIS. <p>Friday (4/16): Make-Up Testing</p> <ul style="list-style-type: none"> <input type="checkbox"/> DL Cohort: Make-up testing from 8:15 am - 11:30 am at BVIS. Please contact your classroom teacher if you have any questions.
--	--



<p>What do students need to submit?</p>	<p>Submit the Following:</p> <ul style="list-style-type: none"> <input type="checkbox"/> No required assignments to submit
---	---



<p>What standards do the lessons cover?</p>	<p>3rd Grade Content Standards: https://doe.sd.gov/contentstandards/documents/0420-Math-Standards.pdf</p>
<p>What materials do students need?</p>	<p>If you do not have access to the materials you need, contact your teacher.</p> <p>Required Materials:</p> <ul style="list-style-type: none"> ● Headphones
<p>What can students do if they finish early?</p>	<ul style="list-style-type: none"> ● Standards Practice - http://prepdog.org/3rd/3-COMMON.html ● Freckle - www.freckle.com (Will require internet access. Contact your teacher for login information.) ● Epic! Books - www.getepic.com

- Wonderopolis - www.wonderopolis.org

Who can we contact if we have questions?

Brandon Elementary

Building Principal:

Mr. Horst- merle.horst@k12.sd.us

Teachers:

Ms. Freeborn blossom.freeborn@k12.sd.us

Ms. Flint- Jill.Flint@k12.sd.us

Mr. Kramer- Brent.Kramer@k12.sd.us

Mr. Johnson- Andy.Johnson@k12.sd.us

Mr. Gappa - matthew.gappa@k12.sd.us

Robert Bennis Elementary

Building Principal:

Ms. Hofkamp- Kristin.Hofkamp@k12.sd.us

Teachers:

Mr. Bobzien- Adam.Bobzien@k12.sd.us

Mr. Ganschow- Jeff.Ganschow@k12.sd.us

Ms. Pederson- Jill.Pederson@k12.sd.us

Ms. Rozier- danylle.rozier@k12.sd.us

Fred Assam Elementary

Building Principal:

Ms. Foster- susan.foster@k12.sd.us

Teachers:

Ms. Schacht- Hayley.Schacht@k12.sd.us

Ms. Jones- Deb.Jones@k12.sd.us

Ms. Kieffer- Michelle.Kieffer@k12.sd.us

Ms. Van Leur- Chelsea.Vanleur@k12.sd.us

Valley Springs Elementary

Building Principal:

Ms. Palmer- tanya.palmer@k12.sd.us

Teacher:

Ms. Abens- lindsey.abens@k12.sd.us

Notes: Get plenty of sleep, eat a good breakfast, and remember that you are AWESOME!

Brandon Valley School District Distance Learning Plan

LESSON/UNIT: State Testing

SUBJECT/GRADE: 3rd Reading

DATES: April 12th - 16th

What do students need to do?

[Link to BV Week at a Glance Instructional Video](#)

Temporary Distance Learners: Classroom teachers may provide alternative assignments and schedules for this week. Please contact your teacher if you have any questions.

Monday (4/12): State Testing

- Watch BV Week at a Glance Instructional Video.
- DL Cohort: Group A** (Last names A-L) will come in for testing from 8:15 am - 11:30 am at Brandon Valley Intermediate School (BVIS).
- Read a book of your choice for 20 minutes

Tuesday (4/13): State Testing

- DL Cohort: Group A** (Last names A-L) will come in for testing from 8:15 am - 11:30 am at BVIS.
- Read a book of your choice for 20 minutes

Wednesday (4/14): State Testing

- DL Cohort: Group B** (Last names M-Z) will come in for testing from 8:15 am - 11:30 am at BVIS.
- Read a book of your choice for 20 minutes

Thursday (4/15): State Testing

- DL Cohort: Group B** (Last names M-Z) will come in for testing from 8:15 am - 11:30 am at BVIS.
- Read a book of your choice for 20 minutes

Friday (4/16): Make-Up Testing

- DL Cohort:** Make-up testing from 8:15 am - 11:30 am at BVIS. **Please contact your classroom teacher if you have any questions.**
- Read a book of your choice for 20 minutes

What do students need to submit?

Submit the Following:

- No required assignments to submit


What standards do the lessons cover?	3rd Grade Content Standards: https://doe.sd.gov/contentstandards/documents/ELA-Standards.pdf
What materials do students need?	If you do not have access to the materials you need, contact your teacher. Required Materials: <ul style="list-style-type: none"> • Headphones
What can students do if they finish early?	<ul style="list-style-type: none"> • Standards Practice - http://prepdog.org/3rd/3-COMMON.html • Freckle - www.freckle.com (Will require internet access. Contact your teacher for login information.) • Epic! Books - www.getepic.com • Wonderopolis - www.wonderopolis.org
Who can we contact if we have questions?	<p>Brandon Elementary</p> <p>Building Principal: Mr. Horst- merle.horst@k12.sd.us</p> <p>Teachers: Ms. Freeborn blossom.freeborn@k12.sd.us Ms. Flint- Jill.Flint@k12.sd.us Mr. Kramer- Brent.Kramer@k12.sd.us Mr. Johnson- Andy.Johnson@k12.sd.us Mr. Gappa - matthew.gappa@k12.sd.us</p> <p>Robert Bennis Elementary</p> <p>Building Principal: Ms. Hofkamp- Kristin.Hofkamp@k12.sd.us</p> <p>Teachers: Mr. Bobzien- Adam.Bobzien@k12.sd.us Mr. Ganschow- Jeff.Ganschow@k12.sd.us Ms. Pederson- Jill.Pederson@k12.sd.us Ms. Rozier- danylle.rozier@k12.sd.us</p> <p>Fred Assam Elementary</p> <p>Building Principal: Ms. Foster- susan.foster@k12.sd.us</p> <p>Teachers: Ms. Schacht- Hayley.Schacht@k12.sd.us Ms. Jones- Deb.Jones@k12.sd.us Ms. Kieffer- Michelle.Kieffer@k12.sd.us Ms. Van Leur- Chelsea.Vanleur@k12.sd.us</p> <p>Valley Springs Elementary</p> <p>Building Principal: Ms. Palmer- tanya.palmer@k12.sd.us</p> <p>Teacher: Ms. Abens- lindsey.abens@k12.sd.us</p>
Notes: Remember to get plenty of sleep, eat a good breakfast, and have a growth mindset!	

Brandon Valley School District Distance Learning Plan

LESSON/UNIT: State Testing/Review

SUBJECT/GRADE: SS/Science/3rd Grade


DATES: April 12th-16th



<p>What do students need to do?</p> <p>Link to BV Week at a Glance instructional video</p>	<p>Temporary Distance Learners: Classroom teachers may provide alternative assignments and schedules for this week. Please contact your teacher if you have any questions.</p> <p>Monday (4/12): Oceans</p> <ul style="list-style-type: none"><input type="checkbox"/> Watch the BV Week at a Glance instructional video.<input type="checkbox"/> Explore books about oceans. You can use Epic! books (www.getepic.com) or Pebble Go (www.pebblego.com). Write down two interesting facts you found. <p>Tuesday (4/13): Continents</p> <ul style="list-style-type: none"><input type="checkbox"/> Explore books about continents. You can use Epic! books (www.getepic.com) or Pebble Go (www.pebblego.com). Write down two interesting facts you found.<input type="checkbox"/> (Optional): Continents and Oceans activity (with answer key) located in the handouts. <p>Wednesday (4/14): Maps</p> <ul style="list-style-type: none"><input type="checkbox"/> Explore books about maps. You can use Epic! books (www.getepic.com) or Pebble Go (www.pebblego.com). Write down two interesting facts you found. <p>Thursday (4/15): Magnets</p> <ul style="list-style-type: none"><input type="checkbox"/> Explore books about cultures or communities. You can use Epic! books (www.getepic.com) or Pebble Go (www.pebblego.com). Write down two interesting facts you found. <p>Friday (4/16): Weather</p> <ul style="list-style-type: none"><input type="checkbox"/> Explore books about weather. You can use Epic! book (www.getepic.com) or Pebble Go (www.pebblego.com). Write down two interesting facts you found.
--	--



<p>What do students need to submit?</p>	<p>Submit the Following:</p> <ul style="list-style-type: none"><input type="checkbox"/> No required assignments this week
---	---



<p>What standards do the lessons cover?</p>	<p>Review 3rd Grade Content Standards: Social Studies: https://doe.sd.gov/contentstandards/documents/SDSocialS.pdf Science: https://doe.sd.gov/contentstandards/documents/sdSciStnd.pdf</p>
---	---

What materials do students need?	<p>If you do not have access to the materials you need, contact your teacher.</p> <p>Required Materials:</p> <ul style="list-style-type: none"> • paper/pencil
What can students do if they finish early?	<ul style="list-style-type: none"> • NGSS aligned experiments: https://www.hookedonscience.org/nextgenerationsciencestandards.html • Read/listen to books on Epic! related to social studies/science www.getepic.com • Explore the website www.wonderopolis.org
Who can we contact if we have questions?	<p><u>Brandon Elementary</u></p> <p>Building Principal: Mr. Horst- merle.horst@k12.sd.us</p> <p>Teachers: Ms. Freeborn- blossom.freeborn@k12.sd.us Ms. Flint- Jill.Flint@k12.sd.us Mr. Kramer- Brent.Kramer@k12.sd.us Mr. Johnson- Andy.Johnson@k12.sd.us Mr. Gappa - matthew.gappa@k12.sd.us</p> <p><u>Robert Bennis Elementary</u></p> <p>Building Principal: Ms. Hofkamp- Kristin.Hofkamp@k12.sd.us</p> <p>Teachers: Mr. Bobzien- Adam.Bobzien@k12.sd.us Mr. Ganschow- Jeff.Ganschow@k12.sd.us Ms. Pederson- Jill.Pederson@k12.sd.us Ms. Rozier- danylle.rozier@k12.sd.us</p> <p><u>Fred Assam Elementary</u></p> <p>Building Principal: Ms. Foster- susan.foster@k12.sd.us</p> <p>Teachers: Ms. Schacht- Hayley.Schacht@k12.sd.us Ms. Jones- Deb.Jones@k12.sd.us Ms. Kieffer- Michelle.Kieffer@k12.sd.us Ms. Van Leur- Chelsea.Vanleur@k12.sd.us</p> <p><u>Valley Springs Elementary</u></p> <p>Building Principal: Ms. Palmer- tanya.palmer@k12.sd.us</p> <p>Teacher: Ms. Abens- lindsey.abens@k12.sd.us</p>
<p>Notes: Did you know that more than two-thirds of people in the world have never seen snow? You can check out more cool facts like this on www.getepic.com. Search: Weird but True Facts About Weather.</p>	

Brandon Valley School District Distance Learning Plan

LESSON/UNIT: Week 2

SUBJECT/GRADE: Physical Education/ 3rd Grade


DATES: 4/12/21-4/16/21



<p>What do students need to do?</p> <p>Link to BV PE instructional video.</p>	<p>Monday (4/12):</p> <ul style="list-style-type: none"> <input type="checkbox"/> Watch the PE instructional video (link can be found in the upper left corner of this document). <input type="checkbox"/> Yoga/Balance and Flexibility <p>Tuesday (4/13):</p> <ul style="list-style-type: none"> <input type="checkbox"/> Skill: Overhand Throwing <input type="checkbox"/> Activity: Overhand Throwing Fitness/Challenges <p>Wednesday (4/14):</p> <ul style="list-style-type: none"> <input type="checkbox"/> Fitness Workout: <ul style="list-style-type: none"> <input type="checkbox"/> H.I.I.T. <p>Thursday (4/15):</p> <ul style="list-style-type: none"> <input type="checkbox"/> Skill: Catching <input type="checkbox"/> Activity: Catching Challenges <p>Friday (4/16):</p> <ul style="list-style-type: none"> <input type="checkbox"/> Overhand Throwing Activities
---	---



<p>What do students need to submit? How can students submit their work?</p>	<p>Submit the Following:</p> <ul style="list-style-type: none"> <input type="checkbox"/> 1.Take Videos/Pictures performing activities and send to your school's PE teacher. <input type="checkbox"/> 2.Answer the questions under Closure <p>Submit Work Via:</p> <ol style="list-style-type: none"> 1. Electronically via Seesaw (preferred, if possible) 2. Email it to the teacher 3. Drop off at school
---	--



<p>What standards do the lessons cover?</p>	<ul style="list-style-type: none"> • Moves into and out of balances on apparatus with curling, twisting and stretching actions. (S1.E10.4), Throws overhand using a mature pattern in non dynamic environments. (S1.E14.4a) Throws overhand to a partner or at a target with accuracy at a reasonable distance. (S1.E14.4b), Recognizes the enjoyment of participating in different physical activities. (S5.E3.4), Applies the movement concepts with effort concepts and locomotor or manipulative concepts. (S2.E3.4a), Uses technology or other resources to recognize different levels of fitness. (S2.E6.4), Catches a thrown
---	--

	ball above the head, at chest/waist level and below the waist using a mature pattern in a non dynamic environment. (S1.E16.4)
What materials do students need? What extra resources can students use?	If you do not have access to the materials you need, contact your teacher. Required Materials: <ul style="list-style-type: none"> ● See Documents Extra Resources: <ul style="list-style-type: none"> ● At Home Activities: https://openphased.org/wp-content/uploads/2018/09/ActiveHome_ActivityPacket.pdf ●
What can students do if they finish early?	Typing Club https://www.typingclub.com/
Who can we contact if we have questions?	<u>Brandon Elementary</u> Building Principal: Mr. Horst- Merle.Horst@k12.sd.us PE: Mr. Duncanson- Jeff.Duncanson@k12.sd.us Adaptive PE: Ms. Boehrns- Dacia.Boehrns@k12.sd.us <u>Robert Bennis Elementary</u> Building Principal: Ms. Hofkamp- Kristin.Hofkamp@k12.sd.us PE: Mr. Scholten- Kory.Scholten@k12.sd.us Adaptive PE: Ms. Boehrns- Dacia.Boehrns@k12.sd.us <u>Fred Assam Elementary</u> Building Principal: Ms. Foster- Susan.Foster@k12.sd.us PE: Ms. Brummels- Julie.Brummels@k12.sd.us Adaptive PE: Ms. Boehrns- Dacia.Boehrns@k12.sd.us <u>Valley Springs Elementary</u> Building Principal: Ms. Palmer- Tanya.Palmer@k12.sd.us PE: Ms. Fitzgerald- Bailey.Fitzgerald@k12.sd.us Adaptive PE: Ms. Boehrns- Dacia.Boehrns@k12.sd.us
<u>Notes:</u>	

Instructional materials are posted below (if applicable)

Brandon Valley School District