

Brandon Valley School District  
Distance Learning Plans  
March 29-April 2, 2021

Grade 2



## Brandon Valley School District Distance Learning Plan

LESSON/UNIT: Ch. 10: Time

SUBJECT/GRADE: Math / 2nd

DATES: March 29-April 2



What do students need to do?  <a href="#">Link to BV Week at a Glance instructional video.</a>	<p><b>Chapter 10 Learning Target: I can tell and write time to five minute intervals using a.m. and p.m.</b></p> <p><b>Monday (3/29):</b></p> <ul style="list-style-type: none"> <li><input type="checkbox"/> Watch the BV Week at a Glance instructional video.</li> <li><input type="checkbox"/> Complete Time to the Quarter Hour workbook pages 614-616. (2.MD.7)</li> </ul> <p><b>Tuesday (3/30):</b></p> <ul style="list-style-type: none"> <li><input type="checkbox"/> Complete Time to the Quarter Hour workbook pages 617-618. (2.MD.7)</li> </ul> <p><b>Wednesday (3/31):</b></p> <ul style="list-style-type: none"> <li><input type="checkbox"/> Complete Time to Five Minute Intervals workbook pages 620-622. (2.MD.7)</li> </ul> <p><b>Thursday (4/1):</b></p> <ul style="list-style-type: none"> <li><input type="checkbox"/> Complete Time to Five Minute Intervals workbook pages 623-624. (2.MD.7)</li> </ul> <p><b>Friday (4/2): NO SCHOOL</b></p>
What do students need to submit? How can students submit their work?	Submit the Following: <ul style="list-style-type: none"> <li><input type="checkbox"/> 1. Time to Five Minute Intervals workbook pages 620-622</li> </ul> Submit Work Via: <ol style="list-style-type: none"> <li>1. Electronically via <a href="#">Seesaw</a> (preferred method, if possible)</li> <li>2. Email it to the teacher</li> <li>3. Drop off at school</li> </ol>
What standards do the lessons cover?	<p><b>2.MD.7</b> Tell and write time from analog and digital clocks to the nearest five minutes, using a.m. and p.m</p>
What materials do students need? What extra resources can students use?	<p><b>If you do not have access to the required materials, contact your teacher.</b></p> Required Materials: <ul style="list-style-type: none"> <li>● math book, pencil</li> </ul>
What can students do if they finish early?	Extra Materials: <ul style="list-style-type: none"> <li>● Freckle Math <a href="https://student.freckle.com/#/login">https://student.freckle.com/#/login</a></li> </ul>

Who can we contact if we have questions?

**Brandon Elementary**

**Building Principal:**

Mr. Horst- [Merle.Horst@k12.sd.us](mailto:Merle.Horst@k12.sd.us)

**Teachers:**

Ms. Johnson- [Alyssa.Johnson@k12.sd.us](mailto:Alyssa.Johnson@k12.sd.us)

Ms. Kueter- [Kim.Kueter@k12.sd.us](mailto:Kim.Kueter@k12.sd.us)

Ms. Pearson- [Cassie.Pearson@k12.sd.us](mailto:Cassie.Pearson@k12.sd.us)

Ms. Shutes- [Cassandra.Shutes@k12.sd.us](mailto:Cassandra.Shutes@k12.sd.us)

Ms. Westhoff- [Kendra.Westhoff@k12.sd.us](mailto:Kendra.Westhoff@k12.sd.us)

**Robert Bennis Elementary**

**Building Principal:**

Ms. Hofkamp- [Kristin.Hofkamp@k12.sd.us](mailto:Kristin.Hofkamp@k12.sd.us)

**Teachers:**

Ms. Adams- [Laurie.Adams@k12.sd.us](mailto:Laurie.Adams@k12.sd.us)

Ms. DeBoer- [Stacy.Deboer@k12.sd.us](mailto:Stacy.Deboer@k12.sd.us)

Ms. Hatlestad- [Andrea.Hatlestad@k12.sd.us](mailto:Andrea.Hatlestad@k12.sd.us)

Ms. Silvernail- [Jayna.Silvernail@k12.sd.us](mailto:Jayna.Silvernail@k12.sd.us)

Ms. Westcott- [Sandra.Westcott@k12.sd.us](mailto:Sandra.Westcott@k12.sd.us)

**Fred Assam Elementary**

**Building Principal:**

Ms. Foster- [Susan.Foster@k12.sd.us](mailto:Susan.Foster@k12.sd.us)

**Teachers:**

Ms. Deitering- [Kayla.Deitering@k12.sd.us](mailto:Kayla.Deitering@k12.sd.us)

Ms. Bobzien- [Morgan.Bobzien@k12.sd.us](mailto:Morgan.Bobzien@k12.sd.us)

Ms. Livingston- [Missy.Livingston@k12.sd.us](mailto:Missy.Livingston@k12.sd.us)

Ms. Olson- [Angie.Olson@k12.sd.us](mailto:Angie.Olson@k12.sd.us)

Ms. Presler- [JoAnn.Presler@k12.sd.us](mailto:JoAnn.Presler@k12.sd.us)

**Valley Springs Elementary:**

**Building Principal:**

Ms. Palmer- [Tanya.Palmer@k12.sd.us](mailto:Tanya.Palmer@k12.sd.us)

**Teacher:**

Ms. Bertsch- [Megan.Bertsch@k12.sd.us](mailto:Megan.Bertsch@k12.sd.us)

**Notes:** Have a growth mindset- these skills can be tricky, but with persistence and hard work, you can do it! :)

# Brandon Valley School District Distance Learning Plan

LESSON/UNIT: Review Week

SUBJECT/GRADE: Reading / 2nd

DATES: March 29-April 2

What do students need to do?

[Link to BV Week at a Glance instructional video.](#)

\*Traditional classroom teachers may have different review assignments based on the needs of their class.

## Monday (3/29):

- Watch the BV Week at a Glance instructional video.
- Phonics Review:** Complete page 285: Phonics Review (found in your handouts packet). (2.RF.3, 2.RF.4, 2.L.2)
- General Skills Review:** Choose a Find the Evidence or Important Influential Women text to read and answer the comprehension questions that go along with it. (2.RL.1, 2.RI.1, 2.RF.3, 2.RF.4, 2.L.2)
  - Daily instructional video focus: Plot**

## Tuesday (3/30):

- Phonics Review:** Complete page 286: Phonics Review (found in your handouts packet). (2.RF.3, 2.RF.4, 2.L.2)
- General Skills Review:** Choose a Find the Evidence or Important Influential Women text to read and answer the comprehension questions that go along with it. (2.RL.1, 2.RI.1, 2.RF.3, 2.RF.4, 2.L.2)
  - Daily instructional video focus: Cause and Effect**


## Wednesday (3/31):

- Phonics Review:** Complete page 287: Phonics Review (found in your handouts packet). (2.RF.3, 2.RF.4, 2.L.2)
- General Skills Review:** Choose a Find the Evidence or Important Influential Women text to read and answer the comprehension questions that go along with it. (2.RL.1, 2.RI.1, 2.RF.3, 2.RF.4, 2.L.2)
  - Daily instructional video focus: Main Idea and Details**


## Thursday (4/1):

- Phonics Review:** Complete page 288: Phonics Review (found in your handouts packet). (2.RF.3, 2.RF.4, 2.L.2)
- General Skills Review:** Choose a Find the Evidence or Important Influential Women text to read and answer the comprehension questions that go along with it. (2.RL.1, 2.RI.1, 2.RF.3, 2.RF.4, 2.L.2)
  - Daily instructional video focus: Compare and Contrast**

	<b>Friday (4/2): NO SCHOOL</b>
--	--------------------------------



What do students need to submit? How can students submit their work?	Submit the Following: <ul style="list-style-type: none"> <li><input type="checkbox"/> 1. One phonics review assignment</li> <li><input type="checkbox"/> 2. One general skills review assignment</li> </ul> Submit Work Via: <ol style="list-style-type: none"> <li>1. Electronically via <a href="#">Seesaw</a> (preferred method, if possible)</li> <li>2. Email it to the teacher</li> <li>3. Drop off at school</li> </ol>
---	--



What standards do the lessons cover?	<p><b>2.RL.1</b> Ask and answer such questions as who, what, where, when, why, and how to demonstrate understanding of key details in a text.</p> <p><b>2.RI.1</b> Ask and answer such questions as who, what, where, when, why, and how to demonstrate understanding of key details in a text.</p> <p><b>2.RF.3</b> Know and apply grade-level phonics and word analysis skills in decoding words.(c)</p> <p><b>2.RF.4</b> Read with sufficient accuracy and fluency to support comprehension. (a, b, c)</p> <p><b>2.L.2</b> Demonstrate command of the conventions of standard English capitalization, punctuation, and spelling when writing.</p>
--------------------------------------	--

What materials do students need? What extra resources can students use?	<p><b>If you do not have access to the required materials, contact your teacher.</b></p> Required Materials: <ul style="list-style-type: none"> <li>● Handouts packet</li> </ul>
--	--

What can students do if they finish early?	<p><a href="https://student.freckle.com/#/login">https://student.freckle.com/#/login</a></p> <p>Read for 20 minutes every day.</p> <p><a href="https://www.getepic.com/sign-in">https://www.getepic.com/sign-in</a></p> <p><a href="https://www.storylineonline.net/">https://www.storylineonline.net/</a></p>
--	--

Who can we contact if we have questions?	<p><b>Brandon Elementary</b></p> <p><b>Building Principal:</b>          Mr. Horst- <a href="mailto:Merle.Horst@k12.sd.us">Merle.Horst@k12.sd.us</a></p> <p><b>Teachers:</b>          Ms. Johnson- <a href="mailto:Alyssa.Johnson@k12.sd.us">Alyssa.Johnson@k12.sd.us</a>          Ms. Kueter- <a href="mailto:Kim.Kueter@k12.sd.us">Kim.Kueter@k12.sd.us</a>          Ms. Pearson- <a href="mailto:Cassie.Pearson@k12.sd.us">Cassie.Pearson@k12.sd.us</a>          Ms. Shutes- <a href="mailto:Cassandra.Shutes@k12.sd.us">Cassandra.Shutes@k12.sd.us</a>          Ms. Westhoff- <a href="mailto:Kendra.Westhoff@k12.sd.us">Kendra.Westhoff@k12.sd.us</a></p> <p><b>Robert Bennis Elementary</b></p> <p><b>Building Principal:</b>          Ms. Hofkamp- <a href="mailto:Kristin.Hofkamp@k12.sd.us">Kristin.Hofkamp@k12.sd.us</a></p> <p><b>Teachers:</b>          Ms. Adams- <a href="mailto:Laurie.Adams@k12.sd.us">Laurie.Adams@k12.sd.us</a>          Ms. DeBoer- <a href="mailto:Stacy.Deboer@k12.sd.us">Stacy.Deboer@k12.sd.us</a>          Ms. Hatlestad- <a href="mailto:Andrea.Hatlestad@k12.sd.us">Andrea.Hatlestad@k12.sd.us</a>          Ms. Silvernail- <a href="mailto:Jayna.Silvernail@k12.sd.us">Jayna.Silvernail@k12.sd.us</a>          Ms. Westcott- <a href="mailto:Sandra.Westcott@k12.sd.us">Sandra.Westcott@k12.sd.us</a></p> <p><b>Fred Assam Elementary</b></p>
--	---

**Building Principal:**

Ms. Foster- [Susan.Foster@k12.sd.us](mailto:Susan.Foster@k12.sd.us)

**Teachers:**

Ms. Deitering- [Kayla.Deitering@k12.sd.us](mailto:Kayla.Deitering@k12.sd.us)

Ms. Bobzien- [Morgan.Bobzien@k12.sd.us](mailto:Morgan.Bobzien@k12.sd.us)

Ms. Livingston- [Missy.Livingston@k12.sd.us](mailto:Missy.Livingston@k12.sd.us)

Ms. Olson- [Angie.Olson@k12.sd.us](mailto:Angie.Olson@k12.sd.us)

Ms. Presler- [JoAnn.Presler@k12.sd.us](mailto:JoAnn.Presler@k12.sd.us)

**Valley Springs Elementary:****Building Principal:**

Ms. Palmer- [Tanya.Palmer@k12.sd.us](mailto:Tanya.Palmer@k12.sd.us)

**Teacher:**

Ms. Bertsch- [Megan.Bertsch@k12.sd.us](mailto:Megan.Bertsch@k12.sd.us)

***Instructional materials are posted below (if applicable)***

*Brandon Valley School District*

# Brandon Valley School District Distance Learning Plan


LESSON/UNIT: Plant Adventures

SUBJECT/GRADE: Science/2nd grade


DATES: March 29-April 2



<p>What do students need to do?</p> <p><a href="#"><u>Link to BV Week at a Glance instructional video.</u></a></p> <p><b>*Traditional classroom teachers may have different activities planned for this week.</b></p>	<p><b>Science Learning Targets:</b> <u>I can make observations about plants and animals to compare the diversity of life in different habitats.</u></p> <p><b>Monday (3/29): Science Introduction</b></p> <ul style="list-style-type: none"> <li><input type="checkbox"/> Watch the BV Week at a Glance instructional video.</li> <li><input type="checkbox"/> View the video presentation using the link in the handouts packet OR view the daily instructional video for Flower Power: How Do Flowers Bloom in the Spring? (2-LS4-1)</li> </ul> <p><b>Tuesday (3/30): Science Exploration</b></p> <ul style="list-style-type: none"> <li><input type="checkbox"/> Watch or read the slides labeled “activity” in the Mystery Science video presentation or in the daily instructional video and use the Flower Power (younger grades - two flowers per page) worksheet (found in your handouts packet) to complete the experiment.</li> </ul> <p><b>Wednesday (3/31): Science Exploration Day 2</b></p> <ul style="list-style-type: none"> <li><input type="checkbox"/> Watch or read the slides labeled “activity” in the Mystery Science video presentation or in the daily instructional video and use the Flower Power (older grades - four flowers per page) worksheet (found in your handouts packet) to complete the trickier version of the experiment.</li> </ul> <p><b>Thursday (4/1): Early Dismissal: No Assignment</b></p> <p><b>Friday (4/2): NO SCHOOL</b></p>
---	---



<p>What do students need to submit? How can students submit their work?</p>	<p>Submit the Following:</p> <ul style="list-style-type: none"> <li><input type="checkbox"/> 1. Picture of the flower they created OR video of their flower “blooming”</li> </ul> <p>Submit Work Via:</p> <ol style="list-style-type: none"> <li>1. Electronically via <a href="#"><u>Seesaw</u></a> (preferred method, if possible)</li> <li>2. Email it to the teacher</li> <li>3. Drop off at school</li> </ol>
---	--



<p>What standards do the lessons cover?</p>	<p><b>2-LS4-1</b> Make observations of plants and animals to compare the diversity of life in different habitats.</p>
<p>What materials do students need? What extra resources can students use?</p>	<p><b>If you do not have access to the required materials, contact your teacher.</b></p> <p>Required Materials:</p> <ul style="list-style-type: none"> <li>● Flower Power video link</li> <li>● Flower Power worksheet</li> </ul>

<p>What can students do if they finish early?</p>	<ul style="list-style-type: none"> <li>• Epic <a href="https://www.getepic.com/students">https://www.getepic.com/students</a></li> <li>• PebbleGO <a href="https://www.pebblego.com">https://www.pebblego.com</a></li> </ul>
<p>Who can we contact if we have questions?</p>	<p><b>Brandon Elementary</b>  <b>Building Principal:</b>  Mr. Horst- <a href="mailto:Merle.Horst@k12.sd.us">Merle.Horst@k12.sd.us</a>  <b>Teachers:</b>  Ms. Johnson- <a href="mailto:Alyssa.Johnson@k12.sd.us">Alyssa.Johnson@k12.sd.us</a>  Ms. Kueter- <a href="mailto:Kim.Kueter@k12.sd.us">Kim.Kueter@k12.sd.us</a>  Ms. Pearson- <a href="mailto:Cassie.Pearson@k12.sd.us">Cassie.Pearson@k12.sd.us</a>  Ms. Shutes- <a href="mailto:Cassandra.Shutes@k12.sd.us">Cassandra.Shutes@k12.sd.us</a>  Ms. Westhoff- <a href="mailto:Kendra.Westhoff@k12.sd.us">Kendra.Westhoff@k12.sd.us</a>  <b>Robert Bennis Elementary</b>  <b>Building Principal:</b>  Ms. Hofkamp- <a href="mailto:Kristin.Hofkamp@k12.sd.us">Kristin.Hofkamp@k12.sd.us</a>  <b>Teachers:</b>  Ms. Adams- <a href="mailto:Laurie.Adams@k12.sd.us">Laurie.Adams@k12.sd.us</a>  Ms. DeBoer- <a href="mailto:Stacy.Deboer@k12.sd.us">Stacy.Deboer@k12.sd.us</a>  Ms. Hatlestad- <a href="mailto:Andrea.Hatlestad@k12.sd.us">Andrea.Hatlestad@k12.sd.us</a>  Ms. Silvernail- <a href="mailto:Jayna.Silvernail@k12.sd.us">Jayna.Silvernail@k12.sd.us</a>  Ms. Westcott- <a href="mailto:Sandra.Westcott@k12.sd.us">Sandra.Westcott@k12.sd.us</a>  <b>Fred Assam Elementary</b>  <b>Building Principal:</b>  Ms. Foster- <a href="mailto:Susan.Foster@k12.sd.us">Susan.Foster@k12.sd.us</a>  <b>Teachers:</b>  Ms. Deitering- <a href="mailto:Kayla.Deitering@k12.sd.us">Kayla.Deitering@k12.sd.us</a>  Ms. Bobzien- <a href="mailto:Morgan.Bobzien@k12.sd.us">Morgan.Bobzien@k12.sd.us</a>  Ms. Livingston- <a href="mailto:Missy.Livingston@k12.sd.us">Missy.Livingston@k12.sd.us</a>  Ms. Olson- <a href="mailto:Angie.Olson@k12.sd.us">Angie.Olson@k12.sd.us</a>  Ms. Presler- <a href="mailto:JoAnn.Presler@k12.sd.us">JoAnn.Presler@k12.sd.us</a>  <b>Valley Springs Elementary:</b>  <b>Building Principal:</b> Ms. Palmer- <a href="mailto:Tanya.Palmer@k12.sd.us">Tanya.Palmer@k12.sd.us</a>  <b>Teacher:</b>  Ms. Bertsch- <a href="mailto:Megan.Bertsch@k12.sd.us">Megan.Bertsch@k12.sd.us</a></p>

***Instructional materials are posted below (if applicable)***

*Brandon Valley School District*



## Brandon Valley School District Distance Learning Plan

---

LESSON/UNIT: Week 8

SUBJECT/GRADE: Physical Education/2nd Grade

DATES: 3/29-4/2



<p>What do students need to do?</p> <p><a href="#">Link to BV PE instructional video.</a></p>	<p><b>Monday (3/29): REVIEW WEEK - LAST WEEK</b></p> <ul style="list-style-type: none"> <li><input type="checkbox"/> Watch the PE instructional video (link can be found in the upper left corner of this document).</li> <li style="padding-left: 20px;"><input type="checkbox"/> Following Directions with Red Light Green Light</li> </ul> <p><b>Tuesday (3/30):</b></p> <ul style="list-style-type: none"> <li><input type="checkbox"/> Dribbling Soccer Style Activities</li> </ul> <p><b>Wednesday (3/31):</b></p> <ul style="list-style-type: none"> <li><input type="checkbox"/> Frogs Across the Pond</li> </ul> <p><b>Thursday (4/1):</b></p> <ul style="list-style-type: none"> <li><input type="checkbox"/> Dribbling Basketball Style Activities and Challenges</li> </ul> <p><b>Friday (4/2):</b></p> <ul style="list-style-type: none"> <li><input type="checkbox"/> NO SCHOOL!</li> </ul>
<p>What do students need to submit? How can students submit their work?</p>	<p>Submit the Following (Optional):</p> <ol style="list-style-type: none"> <li>1. Take videos/pictures performing activities and send to your school's PE teacher.</li> <li>2. Answer the questions under Closure</li> </ol> <p>Submit Work Via:</p> <ol style="list-style-type: none"> <li>3. Electronically via <a href="#">Seesaw</a> (preferred, if possible)</li> <li>4. Email it to the teacher</li> <li>5. Drop off at school</li> </ol>
<p>What standards do the lessons cover?</p>	<p>Hops, gallops, runs and slides using a mature pattern. (S1.E1.1), Demonstrates two of the five critical elements for jumping and landing in a vertical plane. (S1.E4.1), Taps/dribbles a ball using the inside of the foot while walking in general space. (S1.E18.1), Dribbles continuously in self-space using the dominant hand. (S1.E17.1)</p>
<p>What materials do students need? What extra resources can students use?</p>	<p>Required Materials:</p> <ul style="list-style-type: none"> <li>● See Documents</li> </ul> <p>Extra Resources:</p> <ul style="list-style-type: none"> <li>● At Home Activities: <a href="https://openphysed.org/wp-content/uploads/2018/09/ActiveHome_ActivityPacket.pdf">https://openphysed.org/wp-content/uploads/2018/09/ActiveHome_ActivityPacket.pdf</a></li> </ul>

What can students do if they finish early?	Typing Club Jungle Junior <a href="https://www.typingclub.com/login.html">https://www.typingclub.com/login.html</a>
Who can we contact if we have questions?	<p><b>Brandon Elementary</b>  <b>Building Principal:</b> Mr. Horst- <a href="mailto:Merle.Horst@k12.sd.us">Merle.Horst@k12.sd.us</a>  <b>PE:</b> Mr. Duncanson- <a href="mailto:Jeff.Duncanson@k12.sd.us">Jeff.Duncanson@k12.sd.us</a>  <b>Adaptive PE:</b> Ms. Boehrns- <a href="mailto:Dacia.Boehrns@k12.sd.us">Dacia.Boehrns@k12.sd.us</a></p> <p><b>Robert Bennis Elementary</b>  <b>Building Principal:</b> Ms. Hofkamp- <a href="mailto:Kristin.Hofkamp@k12.sd.us">Kristin.Hofkamp@k12.sd.us</a>  <b>PE:</b> Mr. Scholten- <a href="mailto:Kory.Scholten@k12.sd.us">Kory.Scholten@k12.sd.us</a>  <b>Adaptive PE:</b> Ms. Boehrns- <a href="mailto:Dacia.Boehrns@k12.sd.us">Dacia.Boehrns@k12.sd.us</a></p> <p><b>Fred Assam Elementary</b>  <b>Building Principal:</b> Ms. Foster- <a href="mailto:Susan.Foster@k12.sd.us">Susan.Foster@k12.sd.us</a>  <b>PE:</b> Ms. Brummels- <a href="mailto:Julie.Brummels@k12.sd.us">Julie.Brummels@k12.sd.us</a>  <b>Adaptive PE:</b> Ms. Boehrns- <a href="mailto:Dacia.Boehrns@k12.sd.us">Dacia.Boehrns@k12.sd.us</a></p> <p><b>Valley Springs Elementary</b>  <b>Building Principal:</b> Ms. Palmer- <a href="mailto:Tanya.Palmer@k12.sd.us">Tanya.Palmer@k12.sd.us</a>  <b>PE:</b> Ms. Fitzgerald- <a href="mailto:Bailey.Fitzgerald@k12.sd.us">Bailey.Fitzgerald@k12.sd.us</a>  <b>Adaptive PE:</b> Ms. Boehrns- <a href="mailto:Dacia.Boehrns@k12.sd.us">Dacia.Boehrns@k12.sd.us</a></p>
<b>Notes:</b>	

***Instructional materials are posted below (if applicable)***

*Brandon Valley School District*