

Brandon Valley School District

District Learning Plans

May 18-22, 2020

Last Week of School!

Grade 6

Monday




Brandon Valley School District Distance Learning Plan

STEM DAY

GRADE: 6th

DATE: Monday, May 18, 2020

What do students need to do? <u>Link to BV STEM DAY instructional video for week of May 18-22, 2020</u>	Today, students will be creating a dream bedroom! <ol style="list-style-type: none">1. Watch the instructional video for today2. Reread <i>The Abandoned Farmhouse</i>3. Look at the photo of the bedroom again4. Complete pages 1-7 in the dream bedroom packet
What do students need to bring back to school?	<ul style="list-style-type: none">• Students are not required to submit evidence of completion; however,) they may submit participation photos or short videos to their teachers.• Feel free to share your dream room, describe it, or show a video. Click on the link below or scan the QR code to share! https://flipgrid.com/3086c96a  <ul style="list-style-type: none">• Students should submit (to their respective teacher) any required distance learning assignments not previously turned in.
What standards do the lessons cover?	<p>6.G.A Solve real-world and mathematical problems involving area, surface area, and volume.</p> <p>1. Find the area of right triangles, other triangles, special quadrilaterals, and polygons by composing into rectangles or decomposing into triangles and other shapes; apply these techniques in the context of solving real-world and mathematical problems.</p> <p>6.RP.A. Understand ratio concepts and use ratio reasoning to solve problems.</p> <p>d. Use ratio reasoning to convert measurement units; manipulate and transform units appropriately when multiplying or dividing quantities.</p> <p>6.RL.10 By the end of the year, read and comprehend literature, including stories, dramas, and poems</p> <p>6.W.4 Produce clear and coherent writing in which the development, organization, and style are appropriate to task, purpose, and audience.</p> <p>6.W.9 Draw relevant evidence from literary or informational texts to support written analysis, reflection, and research.</p>
What materials do students need? What extra resources can students use?	Need: <ul style="list-style-type: none">• <i>The Abandoned Farmhouse</i> photo• <i>The Abandoned Farmhouse</i> poem• Dream bedroom document (pages 1-7)• Measuring tool (ruler, yard stick, tape measure, etc.)• Camera and flipgrid link/QR code (optional)

What can students do if they finish early?	<ul style="list-style-type: none"> design your own abandoned farmhouse, using any items you have available at home (be sure to send a picture to your homeroom teacher)
Who can we contact if we have questions?	<p>Building Principal: Mr. Skibsted- Nick.Skibsted@k12.sd.us Assistant Principal: Mr. Pearson- Rick.Pearson@k12.sd.us</p> <p>Teachers: Lisa Reinschmidt lisa.reinschmidt@k12.sd.us (red team ELA) Stacey Wiese stacey.wiese@k12.sd.us (red team math) Sharon Schwebach sharon.schwebach@k12.sd.us (white team ELA) Layne Lewis layne.lewis@k12.sd.us (white team math) Katie Rivers katie.rivers@k12.sd.us (blue team ELA) Becky VanRoekel rebecca.vanroekel@k12.sd.us (blue team math) Tami Grieve tami.grieve@k12.sd.us (silver team ELA) Cassius Kocer cassius.kocer@k12.sd.us (silver team math)</p>
<p>Notes: (OPTIONAL) Super Hero Day - Dress in honor of healthcare workers, first responders, and your parents and guardians who are rocking it as co-distance learning educators! #BVlynxdistancelearners</p>	

Instructional materials are posted below (if applicable)

Brandon Valley School District



Abandoned Farmhouse

by Ted
Kooser

He was a big man, says the size of his shoes
on a pile of broken dishes by the house; a tall
man too, says the length of the bed in an
upstairs room; and a good, God-fearing man,
says the Bible with a broken back on the floor
below the window, dusty with sun; but not a
man for farming, say the fields cluttered with
boulders and the leaky barn.

A woman lived with him, says the bedroom wall
papered with lilacs and the kitchen shelves covered
with oilcloth, and they had a child, says the
sandbox made from a tractor tire. Money was
scarce, say the jars of plum preserves and canned
tomatoes sealed in the cellar hole. And the winters
cold, say the rags in the window frames. It was
lonely here, says the narrow country road.

Something went wrong, says the empty house
in the weed-choked yard. Stones in the fields
say he was not a farmer; the still-sealed jars in
the cellar say she left in a nervous haste. And
the child? Its toys are strewn in the yard like
branches after a storm-a rubber cow, a rusty
tractor with a broken plow, a doll in overalls.
Something went wrong, they say.

Designing a Dream Bedroom

Reread the poem, *The Abandoned Farmhouse*, and look at the picture of the bedroom again. Afterwards, think about the house and, specifically, the bedroom. What changes would you make if you were to design your very own dream bedroom? Let's find out! Design a floor plan now for your own dream bedroom.

The dream bedroom floor plan should meet the following criteria:

Bedroom dimensions are 10 feet by 14 feet.

Bedroom must include at least:

- Something to sleep on
- Somewhere to store your clothes
- Window
- Door

You can include any other items. Be creative! Remember, this is your dream bedroom.

Idea Sheet

Make a list of at least 14 items you may want to include in the design of your bedroom. Measure the dimensions of each item in inches or feet. You may include more items if you wish.

Item	Size	Item	Size
Example: Door	3 feet wide by 7 feet tall		

Rough Sketch of your Bedroom

Create a rough sketch of your bedroom. Be thinking about the actual size of each item in your room. We want this to be realistic (meaning your bed wouldn't be 2 feet by 1 foot). Please include items such as doors, windows, outlets, larger objects, etc. Not all of these items need to be on the idea sheet.

my Dream Room
Each square is equal to 1 sq foot

-


Each square is equal to 1 sq foot

A black and white line drawing of a bed with a metal frame and a pillow, positioned on the left side of a large grid of graph paper. The bed is oriented vertically, with its head at the top. The frame consists of a headboard, a footboard, and two side rails, each with a small circular detail at the end. A rectangular pillow is placed on the bed. The bed is situated on the left edge of a large grid of graph paper, which occupies the majority of the page. The grid is composed of small, uniform squares.

King










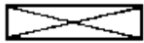


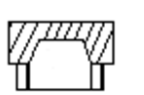
Final Sketch of your Bedroom

Create the final sketch of your bedroom. Each item in the bedroom must be labeled with its dimensions (length and width). Use the blueprint symbols below to help accurately represent items on your sketch. If the item is not listed on the blueprint symbol sheet, create your own representation. Add as many details to the sketch as you'd like. You can also color your final sketch. Be creative!


















Key Blueprint Symbols







Architectural

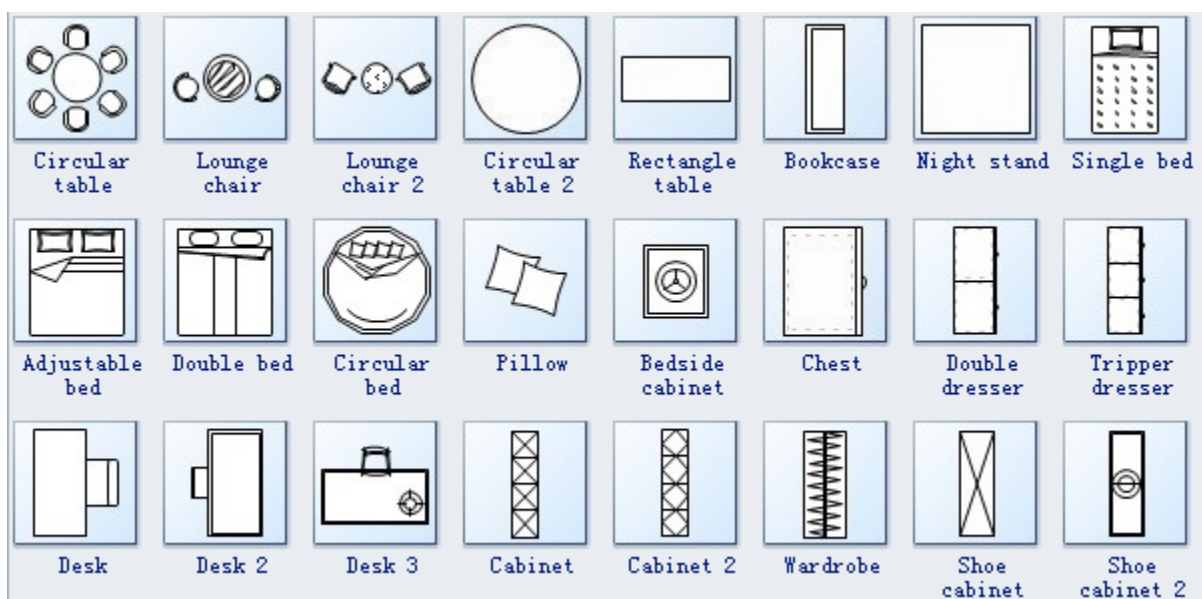
	Sliding Door
	Bi-fold Door
	Pocket Door
	Door
	French Door
	Cased Opening
	Window
	Poured Cement
	Brick
	Framing Lumber
	Concrete Block
	Stairs
	Fireplace

Electrical

	115 v. Duplex Outlet
	Switched Outlet
	TV Outlet
	220 v. Outlet
	Switch (single)
	Three way switch
	Phone Jack
	Door Bell
	Thermostat
	Brass floor receptacle
	Wall light/ sconce
	Ceiling Light
	Ceiling Fan
	Range
	Dryer

Plumbing

	Bath tub
	Shower
	Toilet
	Dishwasher
	Hot Water Heater
	Sink
	Double Sink



Finally, write a short, one paragraph essay comparing and contrasting your dream bedroom with the one we looked at and read about in *The Abandoned Farmhouse*.

Your paragraph should have:

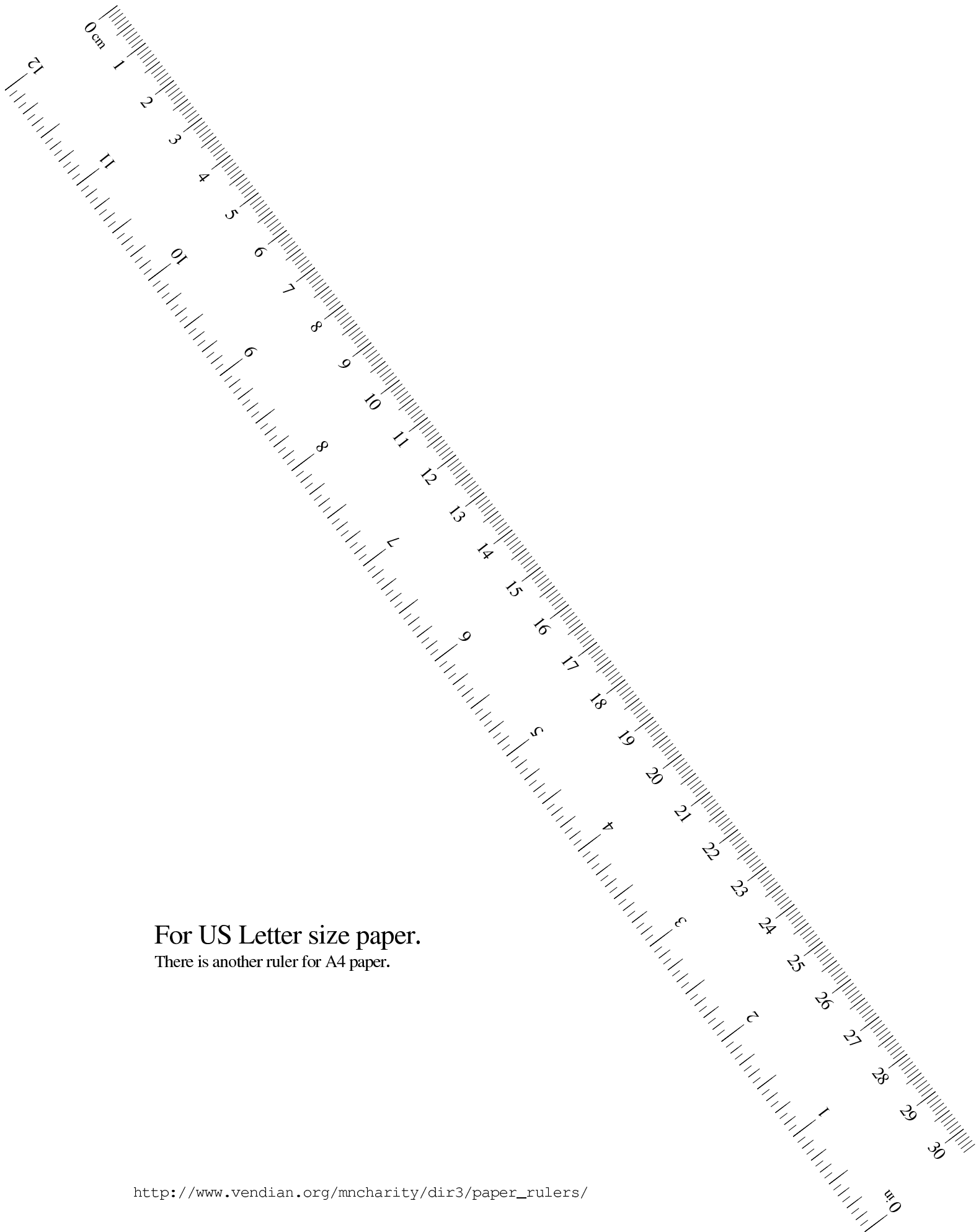
- introduction sentence
- three sentences comparing (how they are alike) and contrasting (how they are different) the rooms
- conclusion sentence

OR

Record a video comparing and contrasting your bedroom to the farmhouse bedroom. Use the following link or scan the QR code to record your video.

<https://flipgrid.com/3086c96a>





For US Letter size paper.

There is another ruler for A4 paper.