

Brandon Valley School District
District Learning Plans
May 18-22, 2020

Last Week of School!

Grade 4
Wednesday



Brandon Valley School District Distance Learning Plan

LIVING HISTORY DAY & FIELD TRIPS

GRADE: 4

DATE: Wednesday, May 20, 2020




<p>What do students need to do?</p> <p><u>Link to BV Living History Day instructional video for week of May 18-22, 2020</u></p> <p><u>Link to BV Field Trip Day instructional video for week of May 18-22, 2020</u></p>	<p>Living History Day:</p> <ul style="list-style-type: none"> ● My 2020 COVID-19 Time Capsule <p>Field Trip Day:</p> <ul style="list-style-type: none"> ● Students may choose to do an Outdoor Scavenger Hunt, Hiking Scavenger Hunt , or both if they're feeling extra adventurous!
<p>What do students need to bring back to school?</p>	<ul style="list-style-type: none"> ● Students are not required to submit evidence of completion; however, they may submit participation photos or short videos to their teachers. ● Students should submit (to their respective teacher) any required 4th quarter distance learning assignments not previously turned in.
<p>What standards do the lessons cover?</p>	<p>4.H.1.1 Analyze the impact of significant historical events on the development of cultures in South Dakota</p>
<p>What materials do students need? What extra resources can students use?</p>	<p>Living History Day:</p> <ul style="list-style-type: none"> ● My 2020 COVID-19 Time Capsule packet ● Pencil ● Marker, crayons, or colored pencils <p>Field Trip Day:</p> <ul style="list-style-type: none"> ● A copy of the Outdoor Scavenger Hunt or Hiking Scavenger Hunt ● Pencil
<p>What can students do if they finish early?</p>	<p>Living History Day:</p> <ul style="list-style-type: none"> ● Write a letter to your future generations telling them about the COVID-19 pandemic and what you did during that time ● Create a video talking about the COVID-19 pandemic and what you did during that time <p>Field Trip Day:</p> <ul style="list-style-type: none"> ● Design a postcard from your virtual field trip ● <u>http://www.readwritethink.org/parent-afterschool-resources/games-tools/postcard-creator-a-30242.html</u>

	<ul style="list-style-type: none"> ● Monterey Bay Aquarium live cams - https://www.montereybayaquarium.org/animals/live-cams ● San Diego Zoo live cams - https://kids.sandiegozoo.org/videos ● Smithsonian virtual tours - https://naturalhistory.si.edu/visit/virtual-tour
<p>Who can we contact if we have questions?</p>	<p>Brandon Elementary Building Principal: Mr. Horst- merle.horst@k12.sd.us Teachers: Mr. Giles- Scott.Giles@k12.sd.us Mr. Krivarchka- Joe.Krivarchka@k12.sd.us Ms. Lane- Katee.Lane@k12.sd.us Mr. Rogers- Marshall.Rogers@k12.sd.us Mr. Schultz- Benjamin.Schultz@k12.sd.us</p> <p>Fred Assam Elementary Building Principal: Ms. Foster- susan.foster@k12.sd.us Teachers: Ms. Harte- Sarah.Harte@k12.sd.us Ms. Scholten- Tara.Scholten@k12.sd.us Mr. Steemken- Evan.Steemken@k12.sd.us Ms. Sunne- Noel.Sunne@k12.sd.us</p> <p>Robert Bennis Elementary Building Principal: Ms. Hofkamp- Kristin.Hofkamp@k12.sd.us Teachers: Mr. Linneweber- Cody.Linneweber@k12.sd.us Ms. Pudwill- Andrea.Pudwill@k12.sd.us Ms. Storm- Jena.Storm@k12.sd.us Mr. Sylliaasen- Tim.Sylliaasen@k12.sd.us</p> <p>Valley Springs Elementary Building Principal: Ms. Palmer- tanya.palmer@k12.sd.us Teacher: Ms. Lueders- laura.lueders@k12.sd.us</p>
<p>Notes: (OPTIONAL) Pajama Day - Let's face it, wearing pj's is the best part of being an "Active distance Learner!" #BVlynxdistancelearners</p>	

Instructional materials are posted below (if applicable)

MY 2020 COVID-19 TIME CAPSULE





BY: _____

YOU ARE LIVING THROUGH HISTORY RIGHT NOW

TAKE A MOMENT TO FILL IN THESE PAGES FOR YOUR FUTURE SELF TO LOOK BACK ON. AND HERE ARE SOME OTHER IDEAS OF THINGS TO INCLUDE:

- SOME PHOTOS FROM THIS TIME
- ANY ART WORK YOU CREATED
- A JOURNAL OF YOUR DAYS
- FAMILY / PET PICTURES
- LOCAL NEWSPAPER PAGES OR CLIPPING
- SPECIAL MEMORIES



 DRAW A PICTURE OF THE PEOPLE YOU ARE SOCIAL DISTANCING WITH HERE

♥♥ ALL ABOUT ME ♥♥

I AM

YEARS
OLD

I STAND

INCHES
TALL

I WEIGH

POUNDS

SHOE SIZE

MY FAVORITES

TOY: _____

COLOR: _____

ANIMAL: _____

FOOD: _____

SHOW: _____

MOVIE: _____

BOOK: _____

ACTIVITY: _____

PLACE: _____


SONG: _____

MY BEST FRIEND/S:

WHEN I GROW UP I WANT TO BE:

DATE: _____

HOW I'M FEELING



HOW MY FACE LOOKS



WORDS TO DESCRIBE HOW I FEEL:

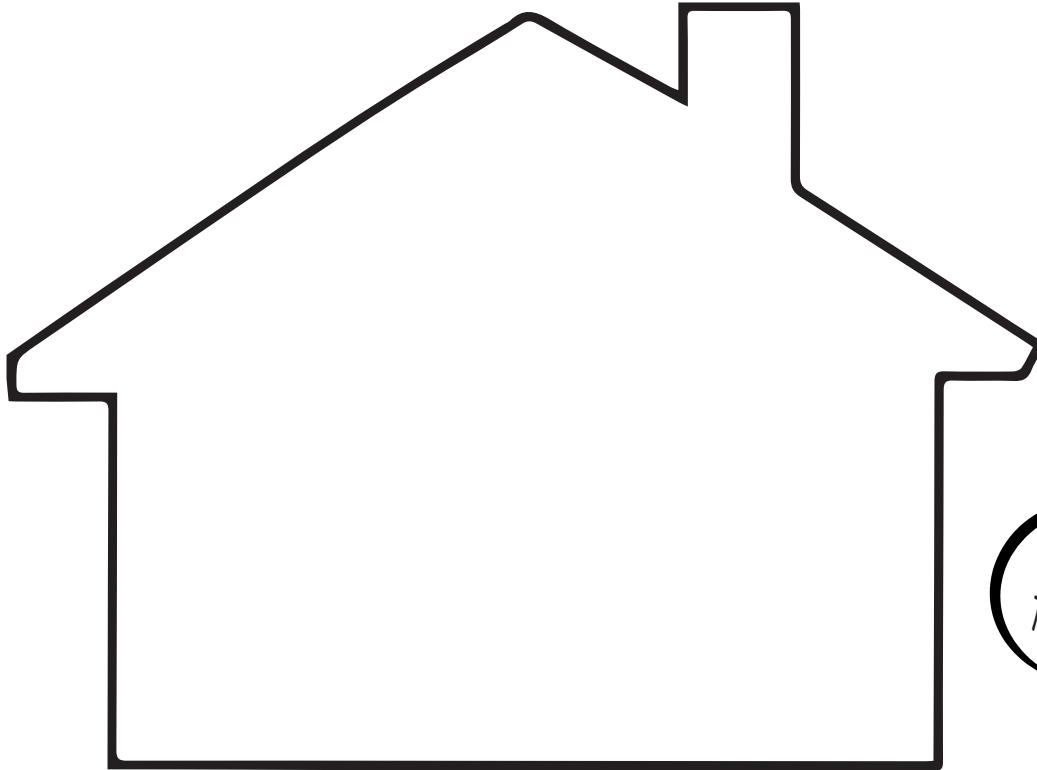
WHAT I HAVE LEARNED MOST FROM THIS EXPERIENCE:

I AM MOST THANKFUL FOR

THE 3 THINGS I AM MOST EXCITED TO DO WHEN THIS IS OVER:

<p>1</p> <hr/> <hr/> <hr/>	<p>2</p> <hr/> <hr/> <hr/>	<p>3</p> <hr/> <hr/> <hr/>
-----------------------------------	-----------------------------------	-----------------------------------

MY COMMUNITY



COLOR THIS HOUSE
TO LOOK LIKE YOURS

WHERE I AM LIVING DURING THIS TIME:



WHAT THINGS ARE YOU DOING TO HELP FEEL CONNECTED/HAVE FUN
OUTSIDE (e.g hearts in windows, chalk notes on sidewalk, etc)

HOW ARE YOU CONNECTING WITH OTHERS?



YOU ARE NOT STUCK AT HOME,
YOU ARE SAFE AT HOME!



WHAT I AM DOING
TO KEEP BUSY:

OUR HANDPRINTS



PRINT THE HANDS OF ALL THE PEOPLE LIVING IN YOUR HOME
(IN DIFFERENT COLORS) AND PLACE YOUR HANDS HERE



SPECIAL OCCASIONS

WHAT OCCASIONS DID YOU CELEBRATE DURING THIS TIME?
WRITE THE LIST DOWN HERE AND WHAT YOU DID TO CELEBRATE
(E.G. ST. PATRICK'S DAY, EASTER, BIRTHDAYS, ANNIVERSARIES)

EVENT	DATE	HOW YOU CELEBRATED

LETTER TO MYSELF


DEAR,

LOVE,

INTERVIEW YOUR HOUSEHOLD

WHAT HAS BEEN THE BIGGEST CHANGE?

HOW ARE YOU FINDING HOMESCHOOLING?



DAYS SPENT INSIDE

HOW ARE YOU FEELING?

YOUR TOP 3 MOMENTS FROM THIS EXPERIENCE:

1. _____
2. _____
3. _____

WHAT ACTIVITIES/HOBBIES HAVE YOU MOST ENJOYED DOING?

WHAT ARE YOU MOST THANKFUL FOR?

WHAT TV SHOW YOU WATCHED : _____

GOAL/S FOR AFTER THIS:

YOUR NEW FOUND FAVORITE INSIDE HOUSEHOLD ACTIVITY:

FAVORITE FOOD TO BAKE: _____

FAVORITE TIME OF DAY: _____

LETTER FROM YOUR HOUSEHOLD

DEAR,

LOVE,










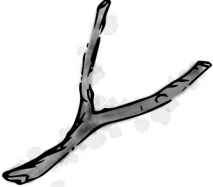






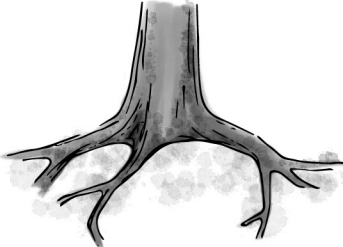



Outdoor Scavenger Hunt

Draw pictures of the following items you've observed outside!

Birds	Flowers	Squirrel
Tree	Clouds	Insect
Something rough	Something smooth	Something sticky
Something yellow	Something blue	Something purple
Something moving in the breeze	Something that's fallen from a tree	Something wet
Something tiny	Something huge	Something you really liked



Hiking Scavenger Hunt with **make and takes**

 <input type="radio"/> green leaf	 <input type="radio"/> brown leaf	 <input type="radio"/> pine cone	 <input type="radio"/> mushroom
 <input type="radio"/> log	 <input type="radio"/> animal tracks	 <input type="radio"/> tree stump	 <input type="radio"/> moss
 <input type="radio"/> seed pod	 <input type="radio"/> y-shaped branch	 <input type="radio"/> spider	 <input type="radio"/> rocks
 <input type="radio"/> acorn	 <input type="radio"/> tree hole	 <input type="radio"/> animal hole	 <input type="radio"/> flowers
 <input type="radio"/> tree roots	 <input type="radio"/> insect	 <input type="radio"/> fern	 <input type="radio"/> grass