

Brandon Valley School District  
District Learning Plan  
March 30 - April 3, 2020

Grade 1 Reading




## Brandon Valley School District Distance Learning Plan

LESSON/UNIT: Phonics

SUBJECT/GRADE: Reading/1st

DATES: March 30 - April 3



<p>What do students need to do?  <a href="#">Link to BV instructional video for week of March 30 - April 3, 2020</a></p>	<p><b>Monday (3/30): Long o with oa and ow</b></p> <ul style="list-style-type: none"> <li>Complete long o fill in the blank worksheet</li> </ul> <p><b>Tuesday (3/31): Long o with oa and ow</b></p> <ul style="list-style-type: none"> <li>Make a list of 10 words with oa and 10 word with ow</li> </ul> <p><b>Wednesday (4/1): Long i with ie and igh</b></p> <ul style="list-style-type: none"> <li>Complete color by word worksheet</li> </ul> <p><b>Thursday (4/2): Long i with ie and igh and y</b></p> <ul style="list-style-type: none"> <li>Complete word sort -igh -ie -y</li> </ul> <p><b>Friday (4/3): Change y to i</b></p> <ul style="list-style-type: none"> <li>Complete change y to i sort</li> </ul>
<p>What do students need to bring back to school?</p>	<ul style="list-style-type: none"> <li>Long o fill in the blank worksheet</li> <li>List of oa and ow words</li> <li>Word sort -igh -ie -y</li> <li>Change y to i sort</li> </ul>
<p>What standards do the lessons cover?</p>	<p>RF.1.3 Know and apply grade-level phonics and word analysis skills in decoding words</p>
<p>What materials do students need? What extra resources can students use?</p>	<p>Necessary Materials</p> <ul style="list-style-type: none"> <li><i>Long o fill in the blank worksheet</i></li> <li><i>List of oa and ow words</i></li> <li><i>Color code by word worksheet</i></li> <li><i>Word sort -igh -ie -y</i></li> <li><i>Change y to i sort</i></li> </ul>
<p>What can students do if they finish early?</p>	<ul style="list-style-type: none"> <li>Read 20 minutes per day</li> <li><a href="http://www.starfall.com">www.starfall.com</a></li> <li>Write a letter to a friend or family member</li> <li><a href="http://www.storylineonline.net">www.storylineonline.net</a></li> <li>Brain Pop (Comprehension videos) - <b>District Username: bvlynx (email your teacher for password)</b></li> </ul>

<p>Who can we contact if we have questions?</p>	<p><b>Brandon Elementary</b>  <b>Building Principal:</b>  Mr. Horst- <a href="mailto:Merle.horst@k12.sd.us">Merle.horst@k12.sd.us</a>  <b>Teachers:</b>  Ms. Darling- <a href="mailto:Sarah.Darling@k12.sd.us">Sarah.Darling@k12.sd.us</a>  Ms. Grabinski- <a href="mailto:Jillian.Grabinski@k12.sd.us">Jillian.Grabinski@k12.sd.us</a>  Ms. Lindner- <a href="mailto:Erin.Lindner@k12.sd.us">Erin.Lindner@k12.sd.us</a>  Ms. Meier- <a href="mailto:Heidi.Meier@k12.sd.us">Heidi.Meier@k12.sd.us</a>  Ms. Visser- <a href="mailto:Erin.Visser@k12.sd.us">Erin.Visser@k12.sd.us</a>  <b>Fred Assam Elementary</b>  <b>Building Principal:</b>  Ms. Foster- <a href="mailto:susan.foster@k12.sd.us">susan.foster@k12.sd.us</a>  <b>Teachers:</b>  Ms. Bisbee- <a href="mailto:Erin.Bisbee@k12.sd.us">Erin.Bisbee@k12.sd.us</a>  Ms. Brakke- <a href="mailto:Brandy.Brakke@k12.sd.us">Brandy.Brakke@k12.sd.us</a>  Ms. Felder- <a href="mailto:Sarah.Felder@k12.sd.us">Sarah.Felder@k12.sd.us</a>  Ms. Herbers- <a href="mailto:Cathie.Herbers@k12.sd.us">Cathie.Herbers@k12.sd.us</a>  Ms. Kringen- <a href="mailto:Merissa.Kringen@k12.sd.us">Merissa.Kringen@k12.sd.us</a>  <b>Robert Bennis Elementary</b>  <b>Building Principal:</b>  Ms. Hofkamp- <a href="mailto:Kristin.Hofkamp@k12.sd.us">Kristin.Hofkamp@k12.sd.us</a>  <b>Teachers:</b>  Ms. Childress- <a href="mailto:Jamee.Childress@k12.sd.us">Jamee.Childress@k12.sd.us</a>  Ms. Dekker- <a href="mailto:Sue.Dekker@k12.sd.us">Sue.Dekker@k12.sd.us</a>  Ms. Dieren- <a href="mailto:Megan.Dieren@k12.sd.us">Megan.Dieren@k12.sd.us</a>  Ms. Peters- <a href="mailto:Anne.Peters@k12.sd.us">Anne.Peters@k12.sd.us</a>  Ms. Lutz- <a href="mailto:Alyssa.Lutz@k12.sd.us">Alyssa.Lutz@k12.sd.us</a>  <b>Valley Springs Elementary</b>  <b>Building Principal:</b>  Ms. Palmer- <a href="mailto:tanya.palmer@k12.sd.us">tanya.palmer@k12.sd.us</a>  <b>Teacher:</b>  Ms. Huska- <a href="mailto:Teri.Huska@k12.sd.us">Teri.Huska@k12.sd.us</a></p>
<p><b>Notes:</b> It is not necessary for students to print worksheets. Students can write the answers on a blank piece of paper if they do not have access to a printer.</p>	

***Instructional materials are posted below (if applicable)***

*Brandon Valley School District*

Name: \_\_\_\_\_

## Long O with OA and OW

Complete each sentence below by finding the word that belongs in the blank.

### Word Bank

snow

grow

boat

coach

show

row


mow

throat

coat

toast


1. My \_\_\_\_\_ blew the whistle to stop practice.
2. The grass was long so my mom asked me to \_\_\_\_\_.
3. I took medicine to help my sore \_\_\_\_\_.
4. The \_\_\_\_\_ was so beautiful and white on the ground.
5. Sam loves jam on his \_\_\_\_\_.
6. I planted a \_\_\_\_\_ of carrots in the garden.
7. We rode on the big \_\_\_\_\_ across the lake.
8. A flower needs water, sunlight and soil to \_\_\_\_\_.
9. My \_\_\_\_\_ is missing four buttons.
10. Jake was excited to \_\_\_\_\_ the class his new medal.



Name: \_\_\_\_\_

# Unit 4.4 A Southern Ranch

Use the color-code to color the picture. Finish coloring the picture with colors of your choice.



tight

lie = gray

tie = red

pie = light brown

might = dark blue

right = dark brown


night = black

high = dark green

light = light green

bright = yellow

tight = light blue



LI: I can identify igh, ie and y words.

Cut and stick the words below into the correct column.

igh	ie	y

tie

sky

sigh

cry

lie

high

thigh

pie

myself

Name \_\_\_\_\_

Date \_\_\_\_\_

Directions: Cut out a word. Cut off the y. Glue it in the correct space. Change the y to i + the suffix.

Ex: hurry = hurr + ies = hurries



Change y to i



-er	-est	-es



bunny	funny	scary	happy
smelly	sunny	windy	noisy
slimy	tiny	tasty	snowy