

Brandon Valley School District
District Learning Plans
March 23-27, 2020

Kindergarten Reading




Brandon Valley School District Distance Learning Plan


LESSON/UNIT: ELA

SUBJECT/GRADE: Reading / KG


DATES: March 23-27, 2020



<p>What do students need to do?</p> <p><u>Link to BV instructional video for week of March 23-27, 2020</u></p>	<p>Monday (3/23): Read or listen to any picture book at your home. Look for and write down all of the words you know (sight words, CVC words, etc...)</p> <p>Tuesday (3/24): Do the activity-make new words orally. Say this word to your child “cat” and tell them to delete the sound /c/. Ask them what the new word is? (Answer-at)</p> <p>-tent. Take away the ending /t/ sound. (Answer-ten).</p> <p>-up. Add a /c/ to the beginning. (Answer-cup).</p> <p>-his. Take away the beginning /h/ sound. (Answer is).</p> <p>-sit. Take away the beginning /s/ sound. (Answer it).</p> <p>-dog. Change /d/ to /f/ sound. (Answer fog).</p> <p>-rat. Change /r/ to /p/ sound. (Answer pat).</p> <p>-some. Change /s/ to /g/ sound. (Answer gum).</p> <p>-beg. Change the /g/ to an /l/. (Answer bell).</p> <p>-can. Change the /n/ to a /p/. (Answer pan).</p> <p>-meat. Take away the ending sound /t/. (Answer me).</p> <p>Wednesday (3/25): Write the capital and lowercase letters in the alphabet. Say the sounds to your family when you are done.</p> <p>Thursday (3/26): Draw a big rainbow. Use the colors of the rainbow to write these sight words:</p> <p>-That</p> <p>-Do</p> <p>-Here</p> <p>-Go</p> <p>-From</p> <p>-What</p> <p>-Said</p> <p>-Was</p> <p>-Where</p> <p>-Are</p> <p>Friday (3/27): Read or listen to any picture book at your house. Tell your family what happened at the beginning, middle, and ending of the story. Make a prediction at what you think could happen next.</p>
--	--



<p>What do students need to bring back to school?</p>	<ul style="list-style-type: none"> ● Rainbow sight words. ● Paper of their capital and lowercase letters they wrote.
---	--



<p>What standards do the lessons cover?</p>	<ul style="list-style-type: none"> ● RF.K.3c Read common high frequency words by site. ● K.RI.2 With prompting and support, identify the main topic and retell key details of a text. ● K.RF.2 Demonstrate understanding of spoken words, syllables, and sounds. ● K.L.1 Print upper and lowercase letters of the alphabet.
---	---

<p>What materials do students need? What extra resources can students use?</p>	<ul style="list-style-type: none"> ● Any picture book. ● Paper ● Pencil ● Crayons
<p>What can students do if they finish early?</p>	<ul style="list-style-type: none"> ● Read decodable books. ● Sight word flashcards. ● Scholastic.com (free website). ● ABCMouse.com (free website).
<p>Who can we contact if we have questions?</p>	<p>Brandon Elementary Building Principal: Mr. Horst- merle.horst@k12.sd.us Teachers: Ms. Karl- Erica.Karl@k12.sd.us Ms. Lewis- Alexis.Lewis@k12.sd.us Ms. Moots- Kimberly.Moots@k12.sd.us Ms. Rasmussen- Jessica.Rasmussen@k12.sd.us Ms. Schaffer- Beth.Schaffer@k12.sd.us Mr. Van Sloten- Jerrid.VanSloten@k12.sd.us</p> <p>Robert Bennis Elementary Building Principal: Ms. Hofkamp- kristin.hofkamp@k12.sd.us Teachers: Ms. Boscaljon- Marcel.Boscaljon@k12.sd.us Ms. Ernste- Amber.Ernste@k12.sd.us Ms. Harris- Emily.Harris@k12.sd.us (long term sub for Ms. Huber) Ms. Sandager- Emily.Sandager@k12.sd.us Ms. Uithoven- Cassie.Uithoven@k12.sd.us</p> <p>Fred Assam Elementary Building Principal: Ms. Foster- susan.foster@k12.sd.us Teachers: Ms. Becker- Kimberly.Becker@k12.sd.us Ms. Feenstra- Tina.Feenstra@k12.sd.us Ms. Kroger- Chelsea.Kroger@k12.sd.us Ms. Nuebel- Jill.Nuebel@k12.sd.us Ms. Williamson- Leah.Williamson@k12.sd.us</p> <p>Valley Springs Elementary Building Principal: Ms. Palmer- tanya.palmer@k12.sd.us Teacher: Ms. Rasmussen- Emily.Rasmussen@k12.sd.us</p>
<p>Notes: Joke of the day: What is more amazing than a talking dog? (A spelling bee!!)</p>	

Instructional materials are posted below (if applicable)