

Brandon Valley School District
District Learning Plans
March 16-19, 2020

Early Childhood



Brandon Valley School District Distance Learning Plans

LESSON/UNIT: Gross Motor

SUBJECT/GRADE: ECH

DATES: March 16 - 19, 2020



What do students need to do?	<p>Monday (3/16):</p> <ul style="list-style-type: none"> • Build a fort with household items <p>Tuesday (3/17):</p> <ul style="list-style-type: none"> • Create an obstacle course with household items- cushions, chairs, pillows, etc. <p>Wednesday (3/18):</p> <ul style="list-style-type: none"> • Play catch with a ball- practice throwing overhand <p>Thursday (3/19):</p> <ul style="list-style-type: none"> • Walk like different zoo animals- for example bear, crab, penguin, etc.
What do students need to bring back when school resumes?	<ul style="list-style-type: none"> • Write down the zoo animals you imitated • Send any photos of your child doing these activities to their teacher
What standards do the lessons cover?	Goal HPD-4: Children engage in play and movement to develop the large muscle control and abilities needed to explore and move in their environment
What materials do students need? What extra resources can students use?	<ul style="list-style-type: none"> • Household items, furniture • Ball • Paper, writing utensil • https://www.youtube.com/watch?v=hW2DDGX7Tcc&list=PLdkj6XH8GYPS_eEe8W0Jq24t8D2NRCYhHm
What can students do if they finish early?	<ul style="list-style-type: none"> • Play outside • Ride bikes • Practice jumping, hopping, galloping, skipping • https://www.youtube.com/user/CosmicKidsYoga • PLAY!
Who can we contact if we have questions?	<p>Lisa Johnson- lisa.johnson@k12.sd.us Allison Rasmussen- allison.rasmussen@k12.sd.us Kris Sellers- kristine.sellers@k12.sd.us Morgan Bitton- morgan.bitton@k12.us</p>
Notes:	

Brandon Valley School District Distance Learning Plan


LESSON/UNIT: Math

SUBJECT/GRADE: ECH

DATES: March 16 - 19, 2020



What do students need to do?	<p>Monday (3/16):</p> <ul style="list-style-type: none"> ● Gather 5-8 toys or objects and order them by size- small, medium, large ● Walk around your home and count the number of windows <p>Tuesday (3/17):</p> <ul style="list-style-type: none"> ● Play a board game- count the moves you make, name colors on the board ● Gather 5-8 toys or objects and sort them by color <p>Wednesday (3/18):</p> <ul style="list-style-type: none"> ● Gather small objects (toys, snacks, etc) and count them ● Go on a shape hunt- find basic shapes around your home <p>Thursday (3/19):</p> <ul style="list-style-type: none"> ● Use blocks or stackable objects to build a tower as high as you can ● Gather small objects, write numbers 1-10 on pieces of paper, have your child pick a number, name the number, and count out that many objects
------------------------------	---



What do students need to bring back when school resumes?	<ul style="list-style-type: none"> ● Write down how many windows in your home ● Write down the shapes you found in your home ● Send any photos of your child doing these activities to their teacher
--	---



What standards do the lessons cover?	Goal CD-4: Through their explorations, play, and social interactions, children count with understanding and use numbers to tell how many, describe order, and compare.
--------------------------------------	--

What materials do students need? What extra resources can students use?	<ul style="list-style-type: none"> ● Small objects, toys, household materials ● Board games ● Paper, writing materials ● https://www.starfall.com/h/index-kindergarten.php
---	--

What can students do if they finish early?	<ul style="list-style-type: none"> ● Use play-doh to make numbers ● Keep counting objects ● Sort laundry, pair socks ● PLAY!
--	--

Who can we contact if we have questions?	Lisa Johnson- lisa.johnson@k12.sd.us Allison Rasmussen- allison.rasmussen@k12.sd.us Kris Sellers- kristine.sellers@k12.sd.us Morgan Bitton- morgan.bitton@k12.us
--	--

Notes:

Brandon Valley School District Distance Learning Plan


LESSON/UNIT: Reading

SUBJECT/GRADE: ECH


DATES: March 16 - 19, 2020



What do students need to do?	<p>Monday (3/16):</p> <ul style="list-style-type: none"> • Read with your child for 20 minutes • Write your child's name in all uppercase letters on a piece of paper- have them say and trace each letter with markers, crayons, or stickers, etc. <p>Tuesday (3/17):</p> <ul style="list-style-type: none"> • Read with your child for 20 minutes • Go on a letter hunt- find as many letters as you can around your home <p>Wednesday (3/18):</p> <ul style="list-style-type: none"> • Read with your child for 20 minutes • Pick 1 book or story and have your child act it out <p>Thursday (3/19):</p> <ul style="list-style-type: none"> • Read with your child for 20 minutes • Pick 1 book or story- read it to them without looking at the pictures, have your child draw a picture about the story
------------------------------	--



What do students need to bring back when school resumes?	<ul style="list-style-type: none"> • Write down the books you read • Sheet with traced name • Send any photos of your child doing these activities to their teacher
--	--



What standards do the lessons cover?	<p>Goal CLL-4: Through their explorations, play and social interactions, children develop interest, motivation, and appreciation for literacy-based materials and activities.</p> <p>Goal CLL-8: Through their explorations, play, and social interactions children develop knowledge of letters and the alphabetic principle.</p>
--------------------------------------	--

What materials do students need? What extra resources can students use?	<ul style="list-style-type: none"> • Books • Paper, writing utensils • https://classroommagazines.scholastic.com/support/learnathome/grades-prek-k.html
---	---

What can students do if they finish early?	<ul style="list-style-type: none"> • Keep reading and looking at books • Use play-doh to make letters • Practice writing their name and letters of the alphabet • PLAY!
--	---

Who can we contact if we have questions?	<p>Lisa Johnson- lisa.johnson@k12.sd.us</p> <p>Allison Rasmussen- allison.rasmussen@k12.sd.us</p> <p>Kris Sellers- kristine.sellers@k12.sd.us</p> <p>Morgan Bitton- morgan.bitton@k12.us</p>
--	---

<p>Notes:</p>

Brandon Valley School District Distance Learning Plan

LESSON/UNIT: Writing/Fine Motor

SUBJECT/GRADE: ECH

DATES: March 16 - 19, 2020



What do students need to do?	<p>Monday (3/16):</p> <ul style="list-style-type: none"> Cut up or tear paper, old magazines, newspapers, etc. and make a collage <p>Tuesday (3/17):</p> <ul style="list-style-type: none"> Spread flour, salt, sugar, oatmeal, or rice ect. on cookie sheet and use finger to draw lines, shapes, letters, numbers <p>Wednesday (3/18):</p> <ul style="list-style-type: none"> Gather small objects and 2 bowls, have your child use their thumb and pointer finger to pinch to grasp each object individually and transfer from one bowl to the other <p>Thursday (3/19):</p> <ul style="list-style-type: none"> Draw a picture of your family- try to include as many body parts as you can- head, eyes, nose, mouth, ears, body, arms, hands, legs, feet
What do students need to bring back when school resumes?	<ul style="list-style-type: none"> The picture of your family Send any photos of your child doing these activities to their teacher
What standards do the lessons cover?	Goal CLL-9: Through their explorations, play, and social interactions, children use writing and drawing as means of communication
What materials do students need? What extra resources can students use?	<ul style="list-style-type: none"> Paper, writing utensils Flour, sugar, salt, etc Cookie sheet Small objects, bowls Old paper products- magazines, newspapers, etc
What can students do if they finish early?	<ul style="list-style-type: none"> Complete simple puzzles Play with playdoh Go outside and draw with sidewalk chalk Practice zipping your coat PLAY!
Who can we contact if we have questions?	<p>Lisa Johnson- lisa.johnson@k12.sd.us</p> <p>Allison Rasmussen- allison.rasmussen@k12.sd.us</p> <p>Kris Sellers- kristine.sellers@k12.sd.us</p> <p>Morgan Bitton- morgan.bitton@k12.us</p>

Notes: