

Brandon Valley School District
District Learning Plan
April 27-May 1, 2020

Grade 6 ELA



Brandon Valley School District Distance Learning Plan

LESSON/UNIT: figurative language/theme/description

SUBJECT/GRADE: ELA/6th

DATES: April 27-May 1



<p>What do students need to do?</p> <p>Link to BV instructional video for week of April 27 - May 1, 2020</p>	<p>For ELA this week, you will FINISH creating a menu using the directions that follow:</p> <p>Monday (4/27):</p> <ul style="list-style-type: none"> ● Read through the directions for creating your menu. ● Listen to the directions (to the left) from Ms. Rivers for clarification on this assignment. ● Look over the attached slides. ● Work on the menu items (follow directions closely). <p>Tuesday (4/28):</p> <ul style="list-style-type: none"> ● Continue working on the menu items. <p>Wednesday (4/29):</p> <ul style="list-style-type: none"> ● Complete the menu items and check over your entire project. <p>Thursday (4/30):</p> <ul style="list-style-type: none"> ● Today is THUMB-THROUGH THURSDAY! Read your Lynx reading book (independent reading book) for 20 minutes. Complete the attached sheet. <p>Friday (5/1):</p> <ul style="list-style-type: none"> ● No new assignment. Look over and finish up your menu, complete your thumb-through Thursday assignment, and continue reading your Lynx reading book.
<p>What do students need to bring back to school?</p>	<ol style="list-style-type: none"> 1. Menu assignment 2. Thumb-Through Thursday assignment
<p>What standards do the lessons cover?</p>	<p>6.RL.2 Determine a theme or central idea(s) of a text and how it is conveyed through particular details; provide a summary of the text distinct from personal opinions or judgments</p> <p>6.RL.4 Determine the meaning of words and phrases as they are used in a text, including figurative and connotative meanings</p>
<p>What materials do students need? What extra resources can students use?</p>	<p>Need:</p> <ul style="list-style-type: none"> ● week 6 review slides ● paper or Google Classroom for assignment ● Thumb-Through Thursday activity
<p>What can students do if they finish early?</p>	<ol style="list-style-type: none"> 1. newsela (choose any articles to read) 2. read your Lynx reading book (independent reading book) for 20 minutes each day 3. no red ink (log in with Google) 4. stories.audible.com (listen to books for free) 5. action.scholastic.com (log in, click on "I am a student," and the password is hillseed3)

Who can we contact if we have questions?	Brandon Valley Intermediate School Principal- Mr. Skibsted- Nick.Skibsted@k12.sd.us Assistant Principal- Mr. Pearson- Rick.Pearson@k12.sd.us ELA Teachers: Ms. Schwebach sharon.schwebach@k12.sd.us (white team) Ms. Grieve tami.grieve@k12.sd.us (silver team) Ms. Rivers katie.rivers@k12.sd.us (blue team) Ms. Reinschmidt lisa.reinschmidt@k12.sd.us (red team)
Notes:	

Instructional materials are posted below (if applicable)

Brandon Valley School District

Create Your Own Restaurant Menu -- ELA Style

Your mission is to create the most interesting, delicious, scrumptious, mouth-watering, tantalizing, colorful, tasteful, tempting restaurant menu you can imagine! You must complete each of the following items to receive full credit. Use the slides attached to review the requirements or examples. You may create it with paper (construction, lined, computer) and pencil (colored pencil, crayon, marker) or in Google Classroom weeks 6-7.

Design a colorful, interesting menu cover with the name of your restaurant clearly displayed. Also **on the menu cover**, write an interesting paragraph (five sentences) detailing how your restaurant began. Why did you pick this type of restaurant? What is the theme of your restaurant and why is it the theme? Be creative; people do not want to read a boring paragraph while waiting for their food. They are hungry and getting crabby waiting. Take their minds off their grumbling tummies.

Include a game or puzzle for the **back cover of your menu** (crossword puzzles, word search, I Spy, riddles, matching, math facts, etc.) This must be something that is educational and something you have learned this year from one of your core classes: ELA, Math, Social Studies, Science.

Menu Items Directions

In each example, you need at least 1 example of sensory detail/adjectives and 1 example of figurative language in each menu item. Highlight and label the sensory details/adjectives with a yellow highlighter. Highlight and label figurative language examples with an orange highlighter. After the description of the menu item, please write the first letter of the type of figurative language you used. You may not use the examples on your menu.

___ Simile (s)

___ Onomatopoeia (o)

___ Metaphor (m)

___ Personification (p)

___ Hyperbole (h)

___ Alliteration (a)

___ Idiom (i)

___ a. Appetizers (minimum of 3)

Example: Stuffed mushrooms -- **Mega-stuffed Mozzarella Mushrooms** (a)

___ b. Entrees/ main dish (minimum of 4)

Example: Beef Stroganoff -- *Al dente noodles with a creamy mushroom and beef sauce. **Loaded with beef so tender it melts in your mouth.*** (h)

___ c. Dessert (minimum of 2)

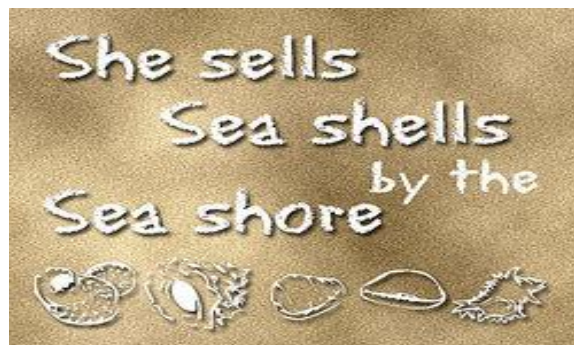
Example: Baked Alaska -- **A delicious dessert featuring layered vanilla, chocolate, and strawberry cake and cold vanilla ice cream with a meringue topping.**

Bon Appetit!

Figurative Language Review

6th Grade ELA

ALLITERATION - THE REPETITION ON THE FIRST CONSONANT IN A
NAME OR PHRASE



Peter Piper Picked a Peck of Pickled Peppers, **Red Robin**, Jimmy Johns- Freaky Fast



The car was suffering and was in need of some TLC.

PERSONIFICATION-
GIVING PEOPLE TRAITS TO NON PEOPLE--




Personification Example

From "Mister Sun"

Mister Sun
Wakes up at dawn,
Puts his golden
Slippers on,
Climbs the summer
Sky at noon,
Trading places
With the moon.

by J. Patrick Lewis



METAPHOR

A comparison between two things that are *not alike* and replaces the word with another word.

DEFINITION

SIMILE

A comparison between two things that are *not alike* and replaces the word with another word **AND** uses the word *like* or *as*

My baby brother is a cute little teddy bear.



My sister's memory is a camera that remembers everything we see.



- 19.) She was as cute as a kitten.
- 20.) It was as exciting as watching paint dry.
- 21.) The water trough was as dry as a bone.
- 22.) He was as big as an elephant.
- 23.) The farmer was as old as the hills.

HYPERBOLE- AN EXTREME **EXAGGERATION**

I'M SO HUNGRY I COULD EAT A HORSE


IT IS TAKING FOREVER TO GET THROUGH THIS LINE

YOU ALWAYS PICK ON ME



IDIOMS

SAYING ONE THING, BUT
MEANING SOMETHING ELSE.



ONOMATOPOEIA- SOUND WORDS



THEME

A LESSON OR MORAL THAT THE STORY TEACHES READERS



- A theme is not just one word (that is a theme topic)
- A theme is an opinion about life that the writer shares with the reader
- A theme is usually not stated directly but must be inferred
- You don't HAVE to agree with the theme statement

SENSORY DETAILS- include sight, sound, touch, smell, and taste. Writers employ the five **senses** to engage a reader's interest.



THEME STATEMENT	DRAW A SCENE
BOOK INFORMATION (TITLE, AUTHOR)	
3 QUOTES FROM BOOK	SUMMARY