

Brandon Valley School District
District Learning Plan
April 20-24, 2020

Grade 3 Math



Brandon Valley School District Distance Learning Plan


LESSON/UNIT: Perimeter

SUBJECT/GRADE: Math/3rd Grade


DATES: April 20-24



What do students need to do? <u>PART ONE link to BV instructional video for week of April 20-24, 2020</u> <u>PART TWO link to BV instructional video for week of April 20-24, 2020</u>	<p>Monday (4/20)- Lesson 1 Find Perimeter Complete My Homework pg. 757-758 problems 1-4</p> <p>Tuesday (4/21)- Lesson 1 Find Perimeter Complete My Homework pg. 757-758 problems 5-7, double check your work from yesterday (problems 1-4)</p> <p>Wednesday (4/22)- Lesson 2 Perimeter Complete My Homework pg. 763-764 problems 1-4</p> <p>Thursday (4/23)- Lesson 2 Perimeter Complete My Homework pg. 763-764 problems 5-8, double check your work from yesterday (problems 1-4)</p> <p>Friday (4/24)- Hands On Find Perimeter Use a ruler, yardstick or tape measure to find the perimeter of 5 objects around your house. There is a ruler attached if you need one! (Think windows, doors, pictures, books, coasters, blocks, boxes, etc.) Draw a picture of each object on a piece of paper with the perimeter written on each. Don't forget to label!</p>
--	--



What do students need to bring back to school?	All work completed for the following worksheets: <ol style="list-style-type: none"> 1. Lesson 1 pg. 757-758 2. Lesson 2 pg. 763-764 3. Picture of five objects you found the perimeter of in your house. When the work is completed, you may send it electronically to your child's teacher or drop it off at their school in the 3rd grade tub.
--	---



What standards do the lessons cover?	3.MD.8 Solve real world and mathematical problems involving perimeters of polygons, including finding the perimeter given the side lengths, finding and unknown side length, and exhibiting rectangles with the same perimeter and different areas or with the same area and different perimeters.
--------------------------------------	--

What materials do students need? What extra resources can students use?	<p>Need: Pencil, math workbooks or copy of workpage (contact your teacher if you need this) (may print or use lined/unlined paper if a copy in math book isn't available.)</p> <p>Extra:</p> <p>Perimeter : <u>https://jr.brainpop.com/math/measurement/perimeter/</u></p> <p>Perimeter: <u>https://www.youtube.com/watch?v=MTSIKifo4js</u></p>
---	---

What can students do if they finish early?	<ul style="list-style-type: none"> ● Flashcards ● Find the perimeter of some household objects by measuring all the sides and adding them together ● Practice math facts ● Play a math facts game using a deck of cards or dice ● Utilize resources on your child's teacher's website
--	--

Who can we contact if we have questions?

Brandon Elementary

Building Principal:

Mr. Horst- merle.horst@k12.sd.us

Teachers:

Ms. Buom- Blossom.Buum@k12.sd.us

Ms. Flint- Jill.Flint@k12.sd.us

Mr. Kramer- Brent.Kramer@k12.sd.us

Mr. Johnson- Andy.Johnson@k12.sd.us

Robert Bennis Elementary

Building Principal:

Ms. Hofkamp- Kristin.Hofkamp@k12.sd.us

Teachers:

Mr. Bobzien- Adam.Bobzien@k12.sd.us

Mr. Ganschow- Jeff.Ganschow@k12.sd.us

Ms. Pederson- Jill.Pederson@k12.sd.us

Ms. Rozier- danylle.rozier@k12.sd.us

Fred Assam Elementary

Building Principal:

Ms. Foster- susan.foster@k12.sd.us

Teachers:

Ms. Hunsaid- Jessica.Hunsaid@k12.sd.us

Ms. Jones- Deb.Jones@k12.sd.us

Ms. Kieffer- Michelle.Kieffer@k12.sd.us

Ms. Van Leur- Chelsea.Vanleur@k12.sd.us

Valley Springs Elementary

Building Principal:

Ms. Palmer- tanya.palmer@k12.sd.us

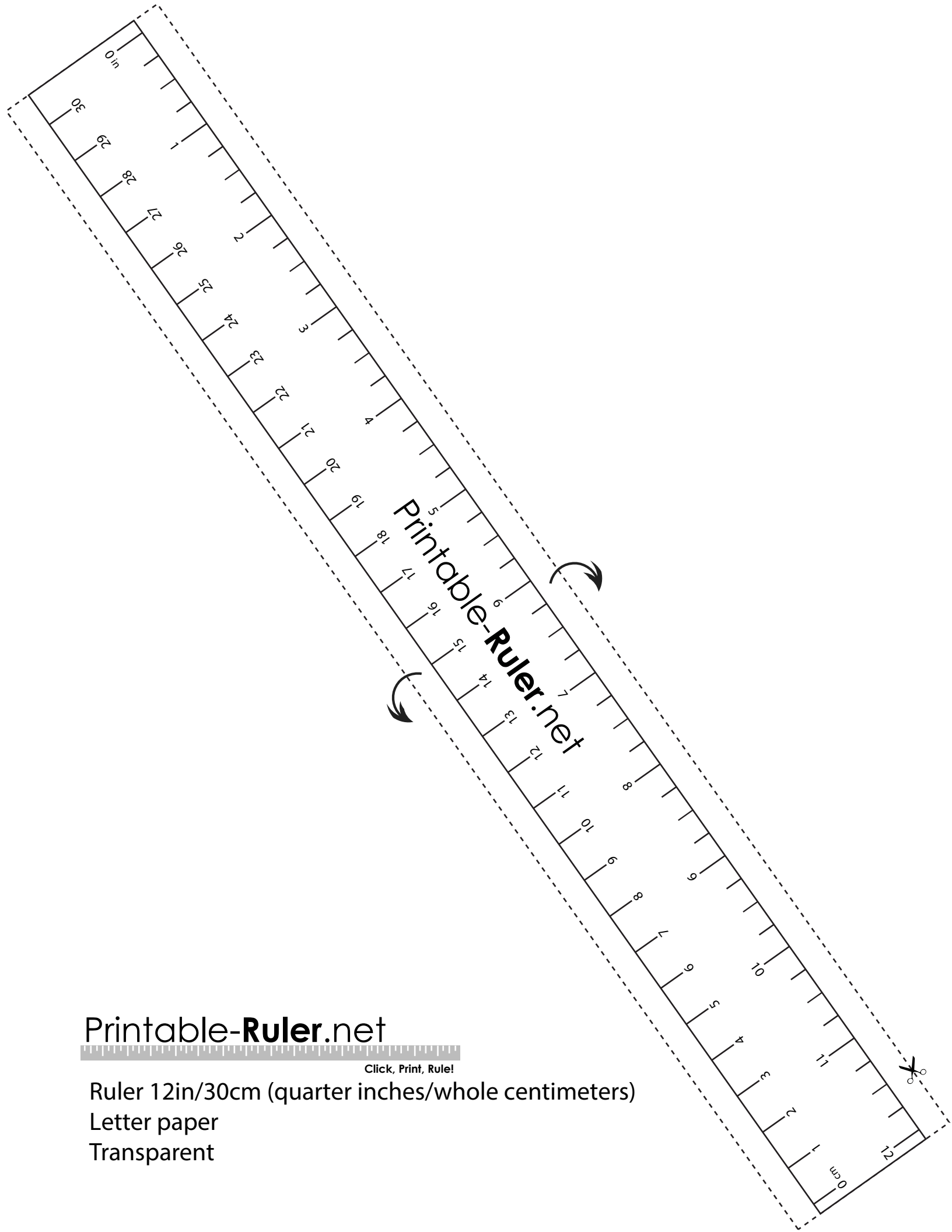
Teacher:

Ms. Kocer- Cassie.Kocer@k12.sd.us

Notes: You have made it to week 6! We are so proud of how hard you are working! Keep it up!

Instructional materials are posted below (if applicable)

Brandon Valley School District



Printable-**Ruler.net**



Click, Print, Rule!

Ruler 12in/30cm (quarter inches/whole centimeters)

Letter paper

Transparent