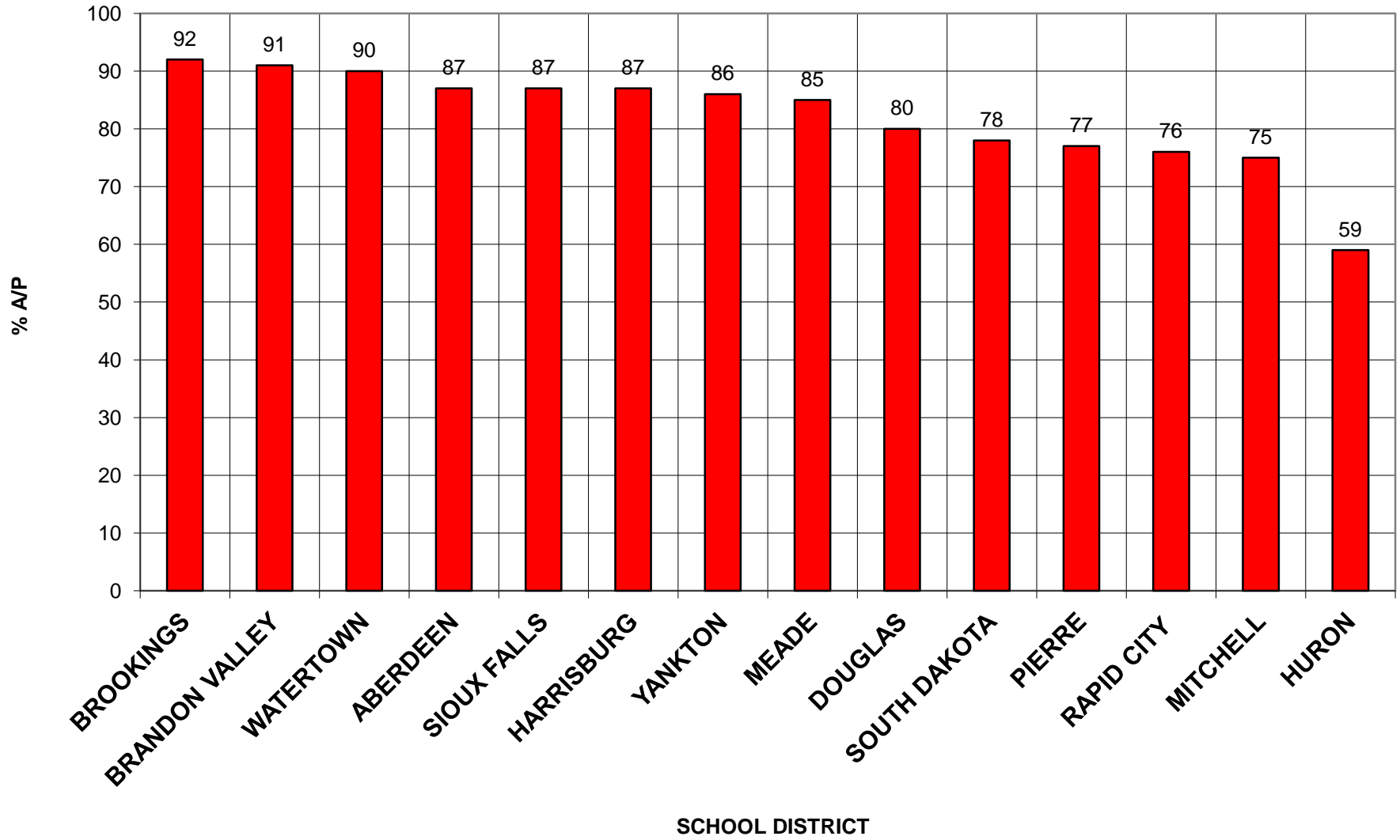


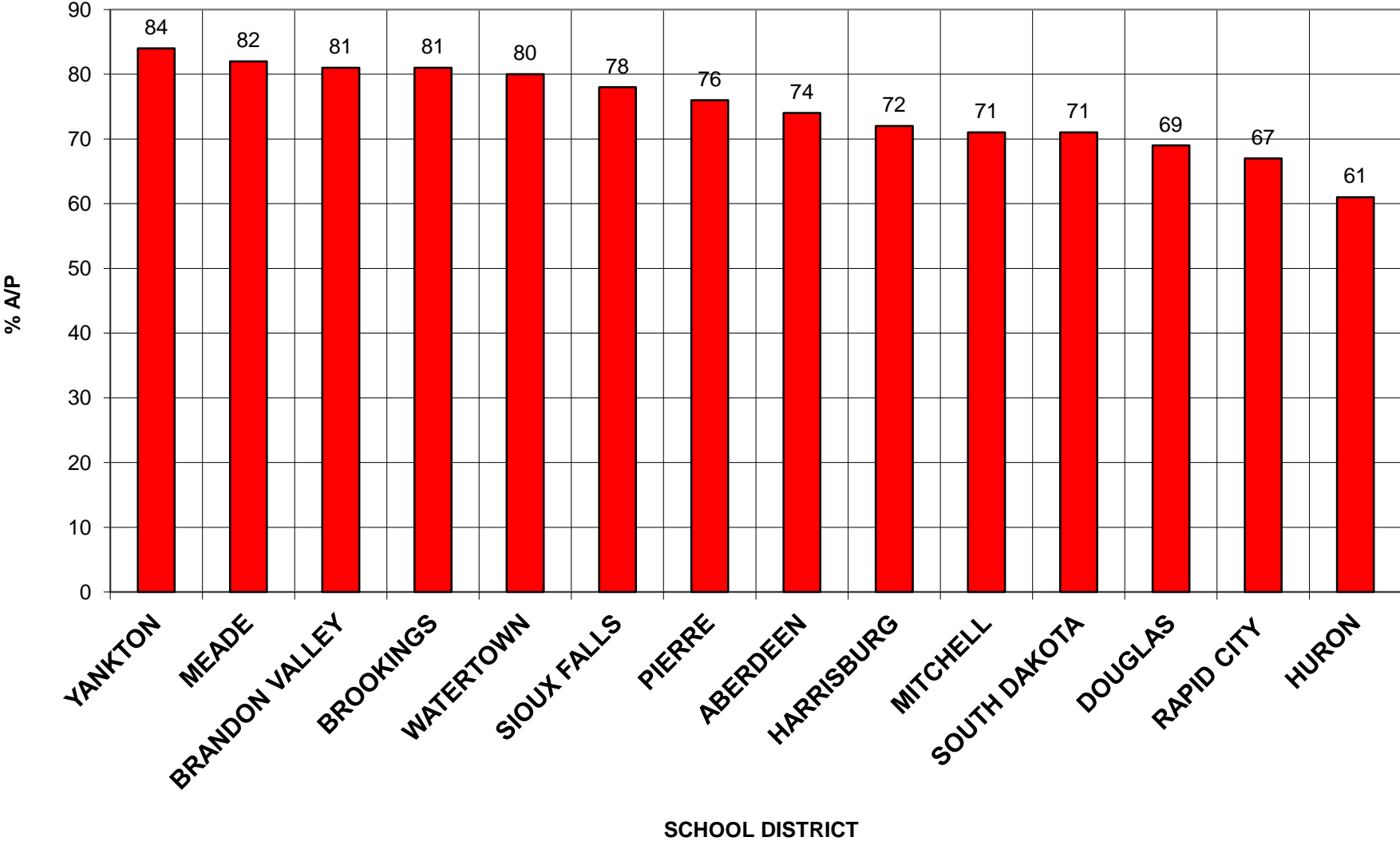
GRADE 5:SCIENCE					
	ADV.	PRO.	BASIC	B.BASIC	A+P
BROOKINGS	33	59	8		92
BRANDON VALLEY	25	66	8		91
WATERTOWN	27	63	9		90
ABERDEEN	17	70	10	3	87
SIOUX FALLS	17	70	10	3	87
HARRISBURG	17	70	10	3	87
YANKTON	17	69	13		86
MEADE	19	66	10	5	85
DOUGLAS	12	68	18	2	80
SOUTH DAKOTA	15	63	18	4	78
PIERRE	15	62	19	3	77
RAPID CITY	9	67	21	3	76
MITCHELL	13	62	20	5	75
HURON	7	52	29	13	59

GRADE 5 SCIENCE



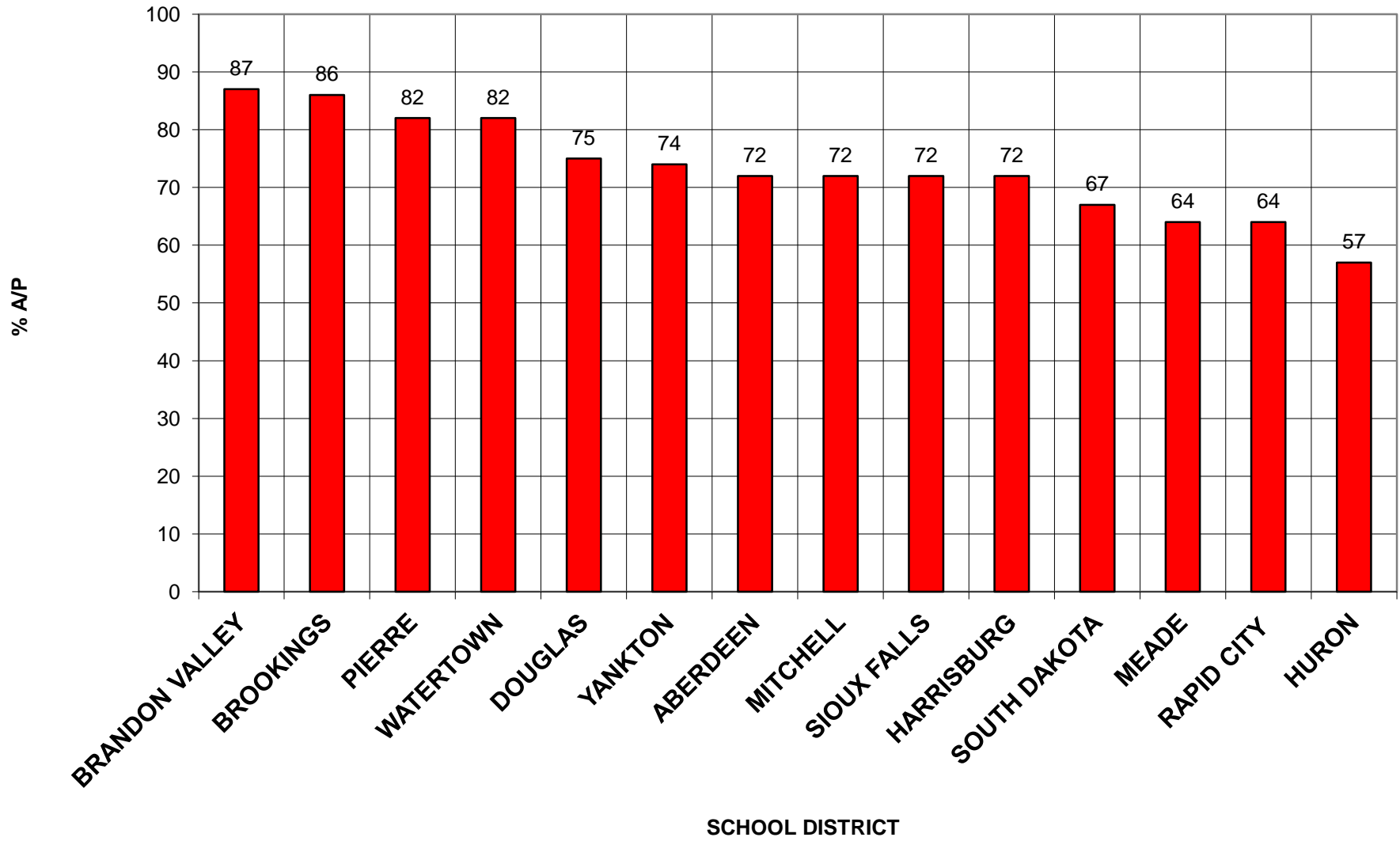
GRADE 8:SCIENCE					
	ADV.	PRO.	BASIC	B.BASIC	A+P
YANKTON	8	76	15	2	84
MEADE	13	69	17	1	82
BRANDON VALLEY	14	67	17	2	81
BROOKINGS	14	67	17	2	81
WATERTOWN	8	72	18	2	80
SIOUX FALLS	16	62	19	3	78
PIERRE	14	62	22	3	76
ABERDEEN	9	65	24	2	74
HARRISBURG	5	67	25	3	72
MITCHELL	5	66	26	3	71
SOUTH DAKOTA	8	63	25	3	71
DOUGLAS	6	63	24	6	69
RAPID CITY	9	58	29	4	67
HURON	8	53	26	12	61

GRADE 8 SCIENCE



GRADE 11:SCIENCE					
	ADV.	PRO.	BASIC	B.BASIC	A+P
BRANDON VALLEY	19	68	12		87
BROOKINGS	23	63	13		86
PIERRE	19	63	15	4	82
WATERTOWN	15	67	17		82
DOUGLAS	13	62	21	4	75
YANKTON	13	61	23	3	74
ABERDEEN	10	62	26	2	72
MITCHELL	10	62	22	7	72
SIOUX FALLS	10	62	26	2	72
HARRISBURG	10	62	26	2	72
SOUTH DAKOTA	11	56	28	5	67
MEADE	13	51	30	7	64
RAPID CITY	12	52	31	5	64
HURON	7	50	36	8	57

GRADE 11 SCIENCE



2012 DISTRICT:SCIENCE					
	ADV.	PRO.	BASIC	B.BASIC	A+P
BRANDON VALLEY	19	68	12		87
BROOKINGS	23	63	13		86
WATERTOWN	15	67	17		82
YANKTON	12	69	17	2	81
ABERDEEN	12	66	20	2	78
PIERRE	16	62	19	3	78
MEADE	15	62	18	4	77
HARRISBURG	12	65	19	3	77
DOUGLAS	10	65	21	4	75
SIOUX FALLS	15	59	21	5	74
SOUTH DAKOTA	12	61	23	4	73
MITCHELL	9	63	23	5	72
RAPID CITY	10	60	27	4	70
HURON	7	52	30	11	59

DISTRICT SCIENCE

